

## Specifications

\* Specifications are subject to change without notice.

ITEM	UNIT	JSL-20RB	JSL-20RBY
Main Spindle Max. Turning Diameter	mm	20	20
Sub Spindle Max. Turning Diameter	mm	20	20
Max. Turning Length (rotating bush)	mm	250/190	250/190
Max. Turning Length (non bush)	mm	non/50	non/50
Max. Turning Length (fixed bush)	mm	280/220	280/220
Main Spindle Max. Drilling / Tapping Capacity	mm	Ø10 / M8	Ø10 / M8
Sub Spindle Max. Drilling / Tapping Capacity	mm	Ø8 / M8	Ø8 / M8
Max. Cross Drilling / Tapping Capacity	mm	Ø8 / M6	Ø8 / M6
OD Tool Holder	pcs	6 / □12mm	6 / □12mm
ID Tool Holder	pcs	4 / Ø22mm	4 / Ø22mm
S1 Cross Live Tool Holder	pcs	5 / ER-16	5 / ER-16
Sub Spindle Face Live Tool Holder	pcs	4	8
Control Axis (with C axis)	pcs	7	8
Main / Sub Spindle Bore	mm	Ø 26.6	Ø 26.6
Main / Sub Spindle Max. Speed	rpm	10000 / 8000	10000 / 8000
X1/Z1/Y1/X2/Z2/Y2 Rapid Traverse	m/min	24	24
S1 Cross Drilling Max. Speed	rpm	8000	8000
S1 Cross Driven Motor	KW	1.2	1.2
S2 Face Driven Motor	KW	0.5	0.75
S2 Face Drilling Max. Speed	rpm	8000	8000
Main Spindle Motor	KW	2.2/3.7	2.2/3.7
Sub Spindle Motor	KW	2.2/3.7	2.2/3.7
X1 / Z1 / Y1 Motor	KW	0.75	0.75
X2 / Z2 Motor	KW	0.5	0.5
Y2 Motor	KW	non	0.5
Coolant Pump	KW	0.54	0.54
Power Requirements	KW	20KVA	20KVA
Lubrication Capacity	L	2	2
Coolant Tank Capacity	L	220(100%)	220(100%)
Machine Dimensions (L x W x H)	mm	2846x1284x2024	2846x1284x2024
Weight	KG	2670	2700

## Standard Accessories

	20RB	20RBY
EXTERNAL TOOL HOLDER (6 TOOLS)	○	○
INNER TOOL HOLDER (4 TOOL)	○	○
CROSS DRILLING TOOL HOLDER (5 TOOLS)	○	○
PARTS CATCHER AND CONVEYOR	○	○
TOOLS & TOOL BOX	○	○
LIGHTING DEVICE	○	○
NON GUIDE BUSHING HOLDER OR FIXED GUIDE BUSH HOLDER	○	○
SPINDLE SERVO MOTOR	○	○
MAIN SPINDLE C AXIS	○	○
CUTTING COOLANT	○	○
CUTTING COOLANT INSPECTION (ELECTRONIC TYPE)	○	○
CUT-OFF INSPECTION	○	○
LUBRICATION DEVICE	○	○
SUB SPINDLE C AXIS	○	○
SUB SPINDLE	○	○

	20RB	20RBY
SUB SPINDLE TOOL HOLDER FOR 4 POSITION ECCENTRIC & DRILLING	○	—
SUB SPINDLE TOOL HOLDER FOR 8 POSITION ECCENTRIC & DRILLING	—	○
Y2 AXIS	—	○
FIXED TOOL HOLDER (SUB SPINDLE)	2PCS	3PCS
ROTARY TOOL HOLDER (SUB SPINDLE)	2PCS	3PCS
3 POSITION OD TOOL HOLDER □10 (SUB SPINDLE)	—	1PCS
CHUCK GRIPPER	2PCS	2PCS
MACHINING ROOM WITH SAFETY LOCK	○	○
GUIDE BUSH	1PCS	1PCS
SPINDLE COLLET CHUCK	2PCS	2PCS
OPERATION MANUAL	○	○
NC OPERATION MANUAL	○	○
NC MAINTENANCE MANUAL	○	○

## Optional Accessories

- ER16 M2 DOUBLE SIDED INNER TOOL HOLDER
- SIMULTANEOUS ROTARY GUIDE BUSHING HOLDER
- LONG PARTS CATCHER (SUB SPINDLE)
- CHIP CONVEYOR & CART
- ER16 COLLET SET
- CUTTING OIL CHILLER
- COLLET SPRING
- CHUCK GRIPPER
- STATIONARY TOOL HOLDER (SUB SPINDLE) ER-16
- ROTARY TOOL HOLDER (SUB SPINDLE) ER-16
- WHIRLING THREADING UNIT (WITHOUT INSERTS AND INSERT HOLDER)
- POWER DRIVEN SAW UNIT (MAIN SPINDLE)
- POWER DRIVEN SAW UNIT (SUB SPINDLE)
- 3 POSITION FACE LIVE TOOL HOLDER FOR MAIN AND SUB SPINDLE

- 3 POSITION ANGLE DRILLING TOOL HOLDER (MANUAL ADJUSTING)
- 1 POSITION CROSS LIVE TOOL (SUB SPINDLE)
- 1 POSITION OD TOOL HOLDER (SUB SPINDLE)
- Ø16 ID TOOL HOLDER SHORTENED TYPE (SUB SPINDLE)
- Ø16 ID TOOL HOLDER (SUB SPINDLE)
- EXTENDED ID TOOL HOLDER Ø16
- EXTENDED ID TOOL HOLDER Ø16 (WITH ONE Ø16 ID TOOL HOLDER)
- VOLTAGE STABILIZER 20KVA
- TRANSFORMER 20KVA
- OIL MIST COLLECTOR
- H.P. COOLANT SYSTEM 15/50/100 BAR (WITH SUB COOLANT TANK)
- CE
- HYDRAULIC BAR FEEDER



# JSL-20RB JSL-20RBY

CNC Swiss Turn Machine



ISO 9001-2000

www.jinnfa.com

## The Cutting Edge of Parts Turning and Milling Main and Sub-spindle Combined with Multiple Tooling Systems for Maximum Flexibility of Machining.

The Jinn Fa JSL series CNC lathe features not only a high rigidity structure but also multiple functions for eccentric and tool-traveling turning. The tool-traveling turning on X, Y and Z axes provide superior performance on both long and short work piece machining. The exceptional machining capabilities, accuracy and stability ensure the JSL series is the best possible turning solution.

You will be amazed at the versatile machining performance of the Jinn Fa JSL-20RB/20RBY CNC lathe. Although compact in construction, it offers multi-functions for maximum flexibility of operation. It is the first choice for various manufacturers of automotive and motorcycle parts, electronic parts, instrument parts, pneumatic and hydraulic parts, etc.

The machine is equipped with a sub-spindle, allowing turning, milling, drilling and tapping. The main spindle and sub-spindle perform machining synchronously, which saves time greatly. In addition, it also provides great time saving for secondary machining. Upon request, side drilling can be converted to end drilling. A wide range of optional accessories are available to upgrade the operational functions of the JSL-20RB/20RBY.



JSL-20RB/20RBY

Deep Hole Drilling Device  
· The sub-spindle side is available to equip with deep hole drilling device with coolant through drill  
· Choice of live or fixed drill



JSL-20RBY

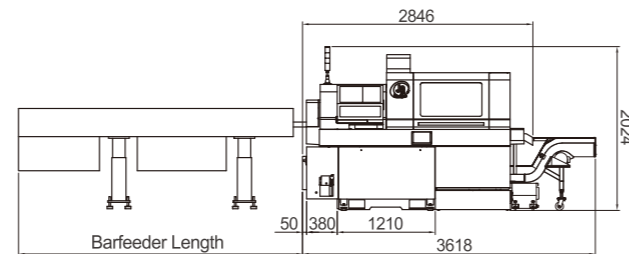
Main Spindle and Tooling System  
· OD tool holder : 6 tools  
· ID tool holder 4 tools  
· Cross live tool holder : 5 tools



JSL-20RBY

Sub-spindle Tooling System  
· The sub-spindle tooling system allows the machine to perform back side machining on a part.

### Machine Dimensions



JSL-20RB/20RBY

Non-guide Bushing Holder  
· For use on the conserving tool lathe to reduce end bar for saving material and cost.




JSL-20RB/20RBY

Fanuc 32iB CNC Control  
· Control panel can be moved and swiveled for upgrading convenience of operation.



JSL-20RB

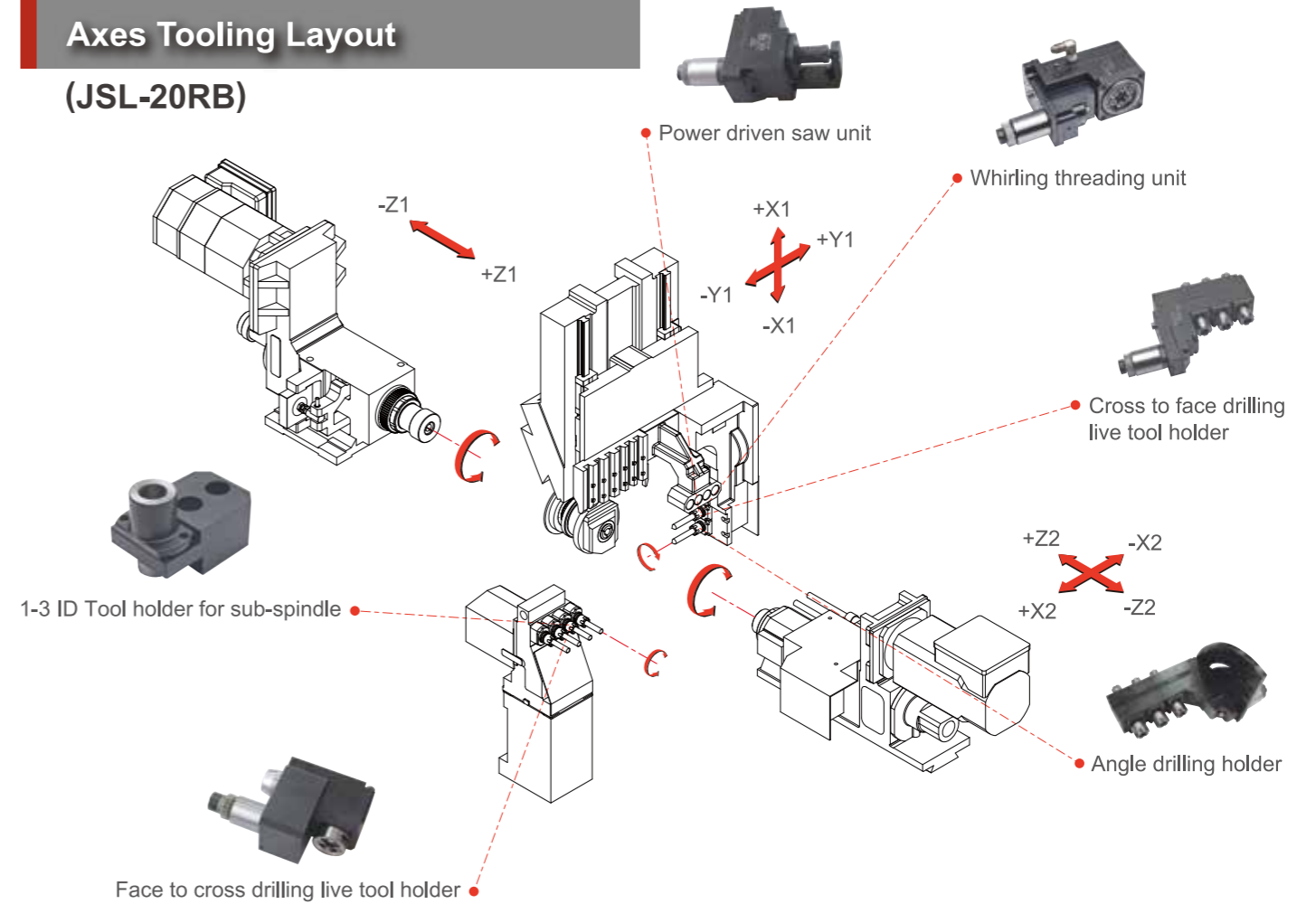
Sub-spindle Tooling System  
· The sub-spindle tooling system allows the machine to perform back side machining on a part.



JSL-20RB/20RBY

Rotary Guide Bushing Holder  
· For use on the sliding head lathe to increase stability and surface finish in long part machining.

### Axes Tooling Layout (JSL-20RB)



### Axes Tooling Layout (JSL-20RBY)

