PRECISE

CHIAO CHUEN
PRECISION MACHINERY

CUTTING TOOLS

巧準精密機械股份有限公司
CHIAO CHUEN PRECISION MACHINERY CO.,LTD.

www.precise.com.tw

ISO CODE KEY-Turning tools for external machinings

A

C	M
P	S

① Method of holding

C	D	R
80°	55°	
S	T	W

② Insert shape

A	B	D	E	F
90°	75°	45°	60°	90°
G	J	K	L	N
90°	93°	75°	95° / 95°	63°
Q	S	T	V	X
15°	45°	60°	73° 30′	Special design

③Tool style

①	②	③	④	⑤	⑥	⑦	⑧	⑨
M	C	L	N	R	25	25	M	16

④ Insert normal clearance

B	C	N	P
5°	7°	0°	11°

⑥ , ⑦ Tool size (Height(h) and Width (b)) (mm)

08	10	12	16	20	25	32	40	50
8	10	12	16	20	25	32	40	50

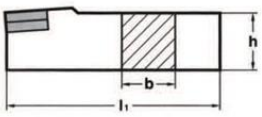

⑤ Hand of tool

R	L	N

⑧ Tool length (l1) (mm)

D	E	F	H	K	M	N	P	R	S	T	U
60	70	80	100	125	150	160	170	200	250	300	350

⑨ Insert size

Inscribed circle of insert (mm)	4.76	5.56	6.35	7.94	9.525	12.7	15.875	19.05	25.4
T	08	09	11	13	16	22	27	33	44
S R			06	07	09	12	15	19	25
80° C					09	12	16	19	25
55° D					11	15	19	23	31

MTJN External turning, Copying

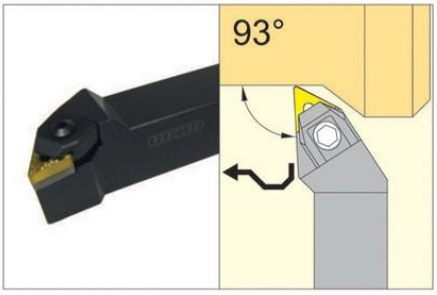

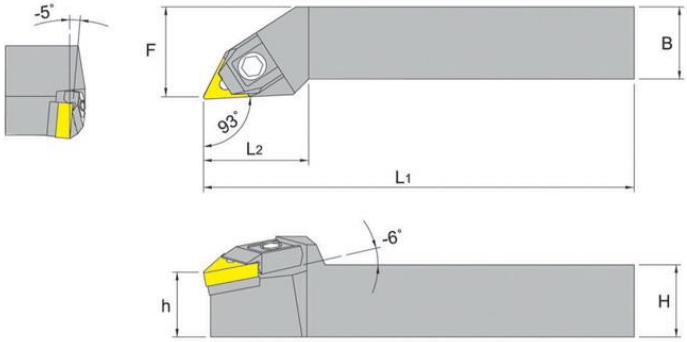

■ **Right hand tool holder shown.**

Order number	Insert number		Dimensions (mm)						Wedge clamp	Pin	Shim	Screw	Nut	Ring	Wrench
			H	B	L_1	L_2	h	F							
MTJNR/L 2020K-16	TNMG TNGG	1604○○ (33○)	20	20	125	37	20	25	MPT -16	MP -317S	STW -323	LC 0521	CPM -32N	ER -04	LH -030
2525M-16			25	25	150	37	25	32		MP -320S					
3232P-16			32	32	170	37	32	40							

MTJN External turning, Copying

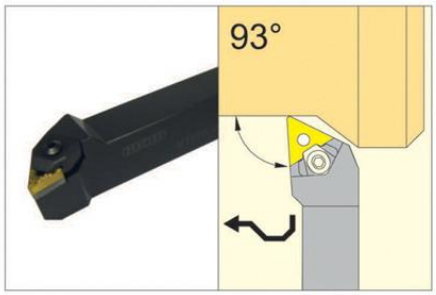

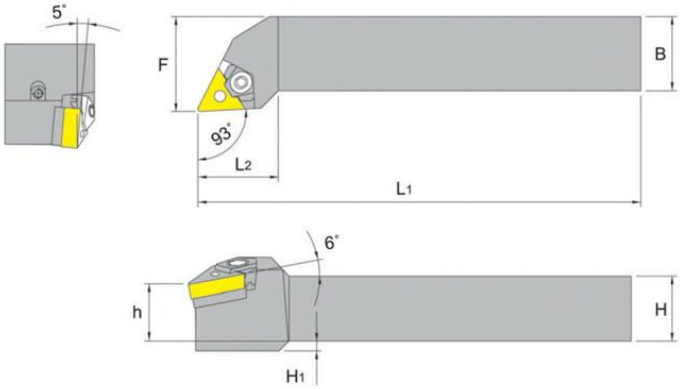

■ **Right hand tool holder shown.**

Order number	Insert number		Dimensions (mm)							Clamp	Pin	Shim	Screw	Clamp Screw	Wrench	Ring
			H	B	L_1	L_2	h	H_1	F							
MTJNR/L 1216H16	TNMG TNGG	1604○○	12	16	100	30	**16**	5.5	20	LC 291	ZNW -3	TTT 322	LHW -5	LC 0521	LH025 LH030	ER04
1616H16			16	16	100	30	16	3								

A

MTQN

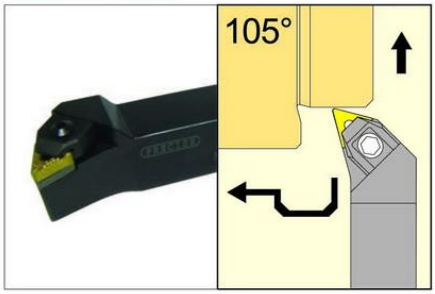

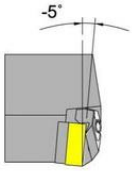

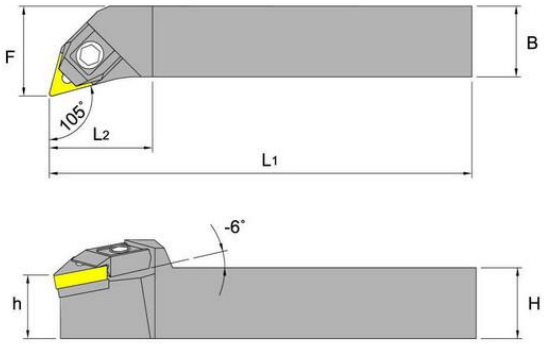

■ **Right hand tool holder shown.**

Order number	Insert number		Dimensions (mm)						Wedge clamp	Pin	Shim	Screw	Nut	Ring	Wrench
			H	B	L1	L2	h	F							
MTQNR/L 2020K-16	TNMG TNGG	1604○○ (33○)	20	20	125	37	20	25	MPT -16	MP -317S	STW -323	LC 0521	CPM -32N	ER-04	LH-030
2525M-16			25	25	150		25	32		MP -320S					
3232P-16			32	32	170		32	40							

MTEN External turning, Chamfering

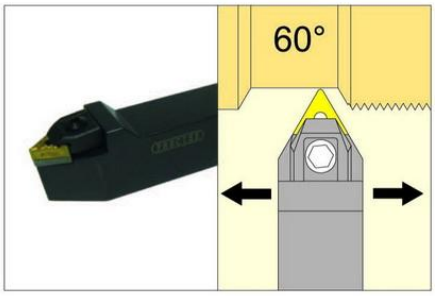

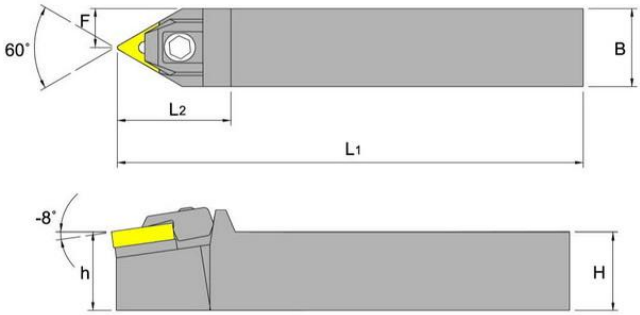

■ **Right hand tool holder shown.**

Order number	Insert number		Dimensions (mm)						Wedge clamp	Pin	Shim	Screw	Nut	Ring	Wrench
			H	B	L1	L2	h	F							
MTENN 1616H-16	TNMG TNGG	1604○○ (33○)	16	16	100	34	16	8	MPT -16	MP -317S	STW -323	LC 0521	CPM -32N	ER -04	LH -030
2020K-16			20	20	125		20	10							
2525M-16			25	25	150		25	12.5		MP -320S					
3232P-16			32	32	170		32	16							

(D)MWLN External turning, Facing

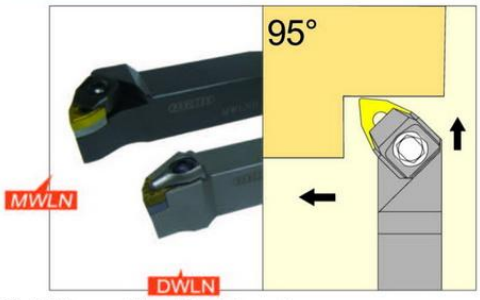

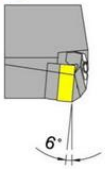

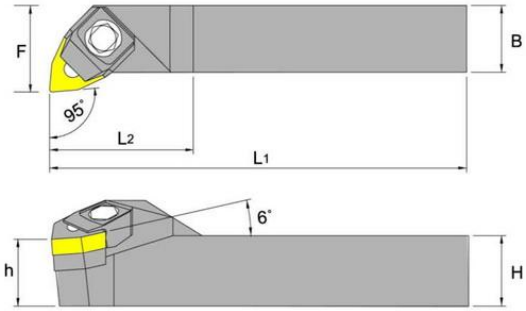

■ Right hand tool holder shown.

Order number	Insert number		Dimensions (mm)						Wedge clamp	Pin	Shim	Screw	Nut	Ring	Wrench
			H	B	L1	L2	h	F							
MWLNR/L 2020K-08	WNMA WNMG	0804○○ (43○)	20	20	125	34	20	25	MPW -08	MP -416	SWW -433	MPW -0625	CPM -43N	ER -05	LH -040
2525M-08			25	25	150		25	32		MP -420					
3232P-08			32	32	170		32	40							

Order number	Insert number		Dimensions (mm)						Clamp	Shim Pin	Shim	Screw	Spring	Wrench	Wrench
			H	B	L1	L2	h	F							
DWLNR/L 2020K-08	WNMA WNMG	0804○○	20	20	125	30	20	25	DPC -12	DDN-6	SWW -433	BS 0620	MES3	LH -030	LH -040
2525M-08			25	25	150		25	32							
3232P-08			32	32	170		32	40							

(D)MCLN External turning, Facing

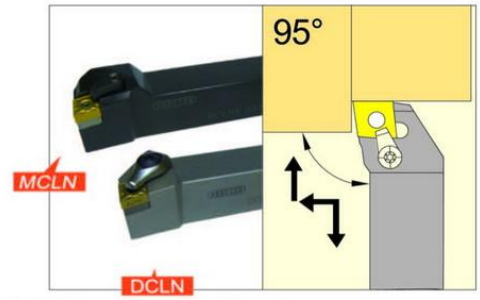

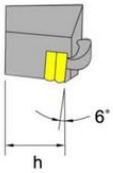

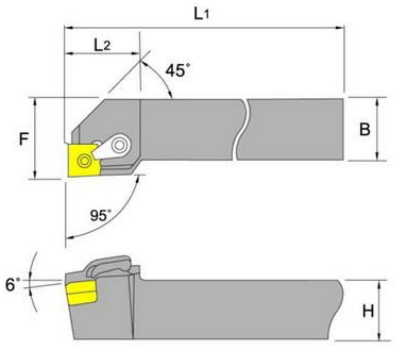

■ Right hand tool holder shown.

Order number	Insert number		Dimensions (mm)						Clamp	Clamp Screw	Shim	Pin	Wrench	Wrench
			H	B	L1	L2	h	F						
MCLNR/L 2020K-12	CNMG	1204○○ (43○)	20	20	125	30	20	25	MCPM -21	MCS 625-3	MSC -432	MLP-46	LH-030	LH-025
2525M-12			25	25	150		25	32						
3232P-12			32	32	170	37	32	40						
3232P-19		1906○○	32	32	170	45		40	MCPM -12	MCS 828-4	MSC -634	MLP-68	LH-040	

Order number	Insert number		Dimensions (mm)						Clamp	Shim Pin	Shim	Screw	Spring	Wrench	Wrench
			H	B	L1	L2	h	F							
DCLNR/L 2020K-12	CNMG	1204○○	20	20	125	30	20	25	DPC -12	DDN-6	MSC -432	BS 0620	MES3	LH -030	LH -040
2525M-12			25	25	150	30	25	32							
3232P-12			32	32	170	35	32	40							

A

(D)MCBN

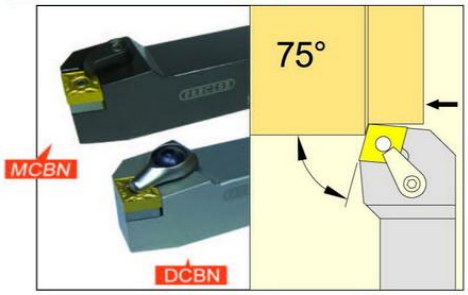

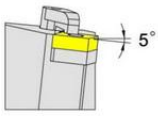

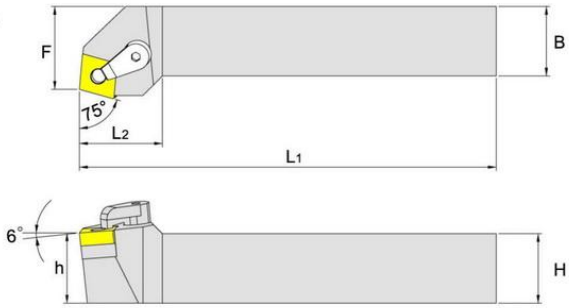

■ **Right hand tool holder shown.**

Order number	Insert number		Dimensions (mm)					Clamp	Clamp screw	Shim	Pin	Wrench	Wrench
			H	B	L1	L2	F						
MCBNR/L 2020K-12	CNMG	1204○○	20	20	125	30	25	MCPM -21	MCS 625-3	MSC -432	MLP-46	LH-030	LH-025
2525M-12			25	25	150		32						
3232P-12			32	32	170	32	38						
3232P-19		1906○○	32	32	170	45	38	MCPM -12	MCS 828-4	MSC -634	MLP-68	LH-040	

Order number	Insert number		Dimensions (mm)						Clamp	Shim Pin	Shim	Screw	Spring	Wrench	Wrench
			H	B	L1	L2	h	F							
DCBNR/L 2020K-12	CNMG	1204○○	20	20	125	30	20	25	DPC -12	DDN-6	MSC -432	BS 0620	MES3	LH -030	LH -040
2525M-12			25	25	150		25	32							
3232P-12			32	32	170	35	32	38							

(D)MCKN

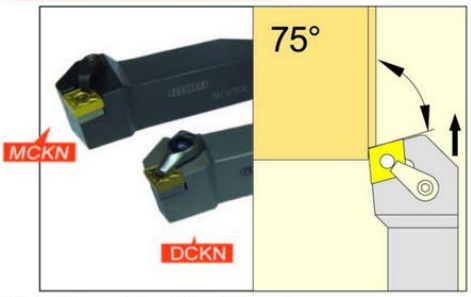

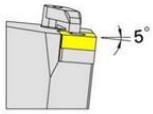

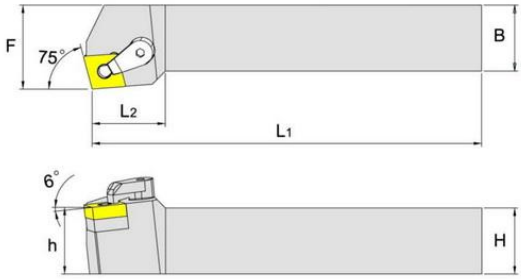

■ **Right hand tool holder shown.**

Order number	Insert number		Dimensions (mm)					Clamp	Clamp screw	Shim	Pin	Wrench	Wrench
			H	B	L1	L2	F						
MCKNR/L 2020K-12	CNMG CNMM	1204○○	20	20	125	32	25	MCPM -21	MCS 625-3	MSC -432	MLP-46	LH-030	LH-025
2525M-12			25	25	150		32						
3232P-12			32	32	170	35	38						
3232P-19		1906○○						MCPM -12	MCS 828-4	MSC -634	MLP-68	LH-040	

Order number	Insert number		Dimensions (mm)						Clamp	Shim Pin	Shim	Screw	Spring	Wrench	Wrench
			H	B	L1	L2	h	F							
DCKNR/L 2020K-12	CNMG	1204○○	20	20	125	125	20	25	DPC-12	DDN-6	MSC -432	BS 0620	MES3	LH -030	LH -040
2525M-12			25	25	150	150	25	32							
3232P-12			32	32	170	170	32	38							

(D)MCMNN

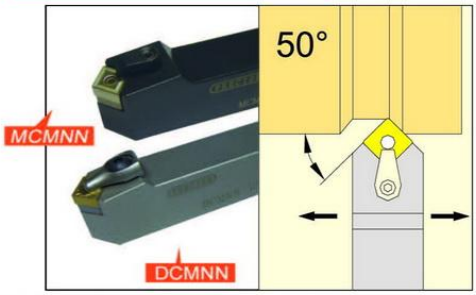

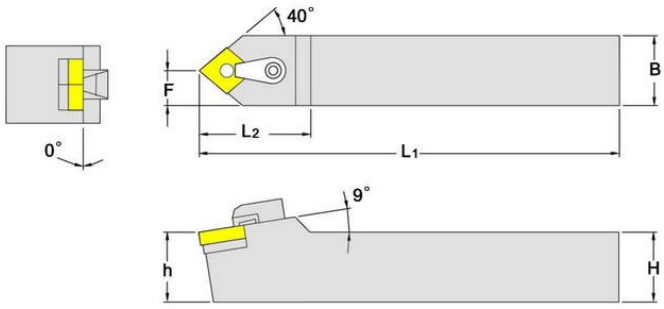

■ **Right hand tool holder shown.**

Order number	Insert number		Dimensions (mm) H	B	L_1	L_2	h	F	Clamp	Clamp screw	Shim	Pin	Wrench	Wrench
MCMNN 2020K-12	CNMG CNMM	1204○○	20	20	125	40	20	10	MCPM -21	MCS 625-3	MSC -432	MLP-46	LH-030	LH-025
2525M-12			25	25	150		25	12.5						
3232P-12			32	25	170		32	16						
3232P-19		1906○○	32	32	170		32	16	MCPM -12	MCS 828-4	MSC -634	MLP-68	LH-040	

Order number	Insert number		Dimensions (mm) H	B	L_1	L_2	h	F	Clamp	Shim Pin	Shim	Screw	Spring	Wrench	Wrench
DCMNN 2020K-12	CNMG	1204○○	20	20	125	40	20	10	DPC -12	DDN-6	MSC -432	BS 0620	MES3	LH -030	LH -040
2525M-12			25	25	150		25	12.5							
3232P-12			32	32	170		32	16							

(D)MCMNN-100

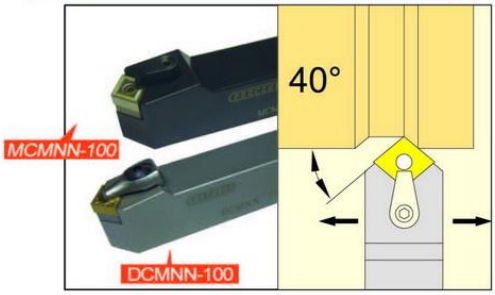

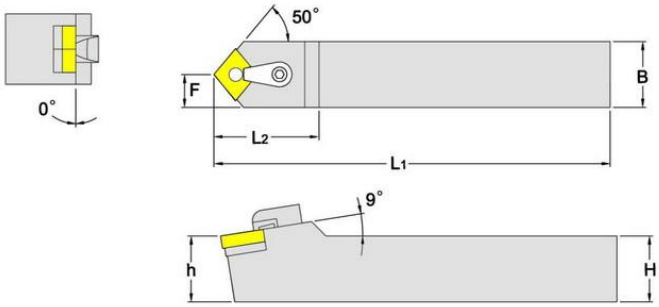

■ **Right hand tool holder shown.**

Order number	Insert number		Dimensions (mm) H	B	L_1	L_2	h	F	Clamp	Clamp screw	Shim	Pin	Wrench	Wrench
MCMNN 2020K-12-100	CNMG CNMM	1204○○	20	20	125	40	20	10	MCPM -21	MCS 625-3	MSC -432	MLP-46	LH-030	LH-025
2525M-12-100			25	25	150		25	12.5						
3232P-12-100			32	25	170		32	16						
3232P-19-100		1906○○	32	32	170		32	16	MCPM -12	MCS 828-4	MSC -634	MLP-68	LH-040	

Order number	Insert number		Dimensions (mm) H	B	L_1	L_2	h	F	Clamp	Shim Pin	Shim	Screw	Spring	Wrench	Wrench
DCMNN 2020K-12-100	CNMG CNMM	1204○○	20	20	125	40	20	10	DPC -12	DDN-6	MSC -432	BS 0620	MES3	LH -030	LH -040
2525M-12-100			25	25	150		25	12.5							
3232P-12-100			32	32	170		32	16							

A

(D)MDJN

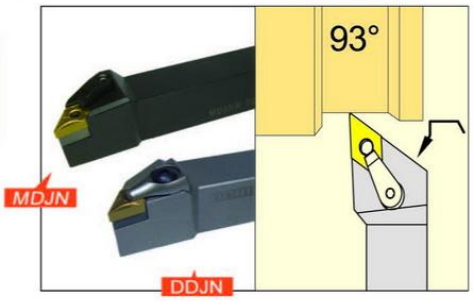

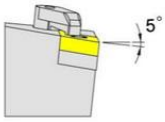

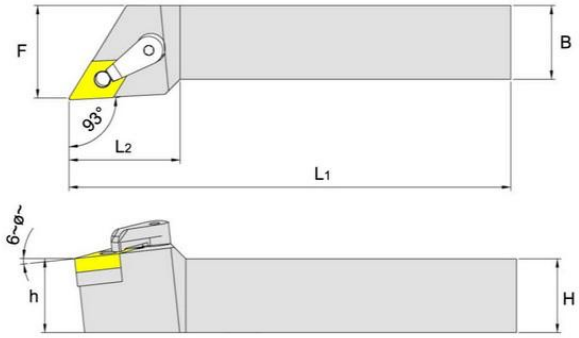

■ **Right hand tool holder shown.**

Order number	Insert number		Dimensions (mm)					Clamp	Clamp screw	Shim	Pin	Wrench	Wrench
			H	B	L_1	L_2	F						
MDJNR/L 2020K-15	DNMG DNMA	1504○○ 1506○○	20	20	125	36	25	MCPM -22	MCS -625-3	MSD -442 -432	MLP-46L	LH-030	LH-025
2525M-15			25	25	150		32						
3232P-15			32	32	170		40						

Order number	Insert number		Dimensions (mm)						Clamp	Shim Pin	Shim	Screw	Spring	Wrench	Wrench
			H	B	L_1	L_2	h	F							
DDJNR/L 2020K-15	DNMG DNMA	1504○○ 1506○○	20	20	125	36	20	25	DPC -12	DDN-6	MSD -432	BS 0620	MES3	LH -030	LH -040
2525M-15			25	25	150		25	32							
3232P-15			32	32	170		32	40							

(D)MDNN

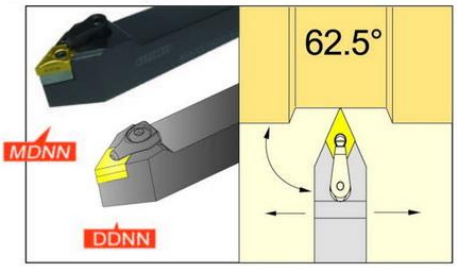

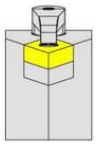

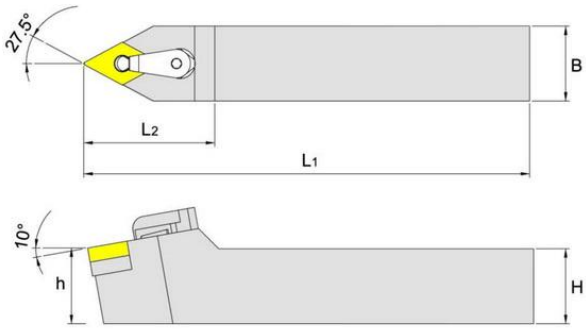

■ **Right hand tool holder shown.**

Order number	Insert number		Dimensions (mm)					Clamp	Clamp screw	Shim	Pin	Wrench	Wrench
			H	B	L_1	L_2	F						
MDNNN 2020K-15	DNMG DNMA	1504○○ 1506○○	20	20	125	42	10	MCPM -22	MCS -625-3	MSD -442 -432	MLP-46L	LH-030	LH-025
3232P-15			25	25	150		12.5						
2525M-15			32	32	170		16						

Order number	Insert number		Dimensions (mm)						Clamp	Shim Pin	Shim	Screw	Spring	Wrench	Wrench
			H	B	L1	L2	h	F							
DDNNN 2020K-15	DNMG DNMA	1504○○ 1506○○	20	20	125	42	20	10	DPC -12	DDN-6	MSD -442 -432	BS 0620	MES3	LH -030	LH -040
2525M-15			25	25	150		25	12.5							
3232P-15			32	32	170		32	16							

(D)MDQN

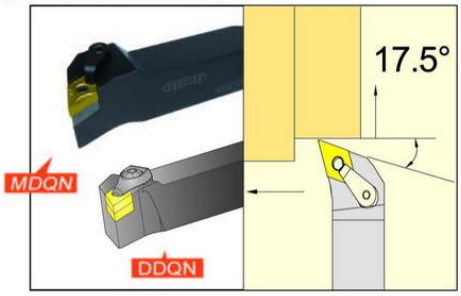

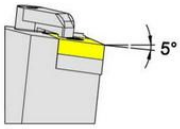

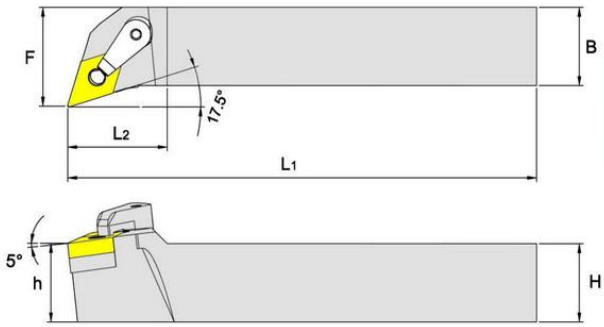

■ **Right hand tool holder shown.**

Order number	Insert number		Dimensions (mm)					Clamp	Clamp screw	Shim	Pin	Wrench	Wrench
			H	B	L1	L2	F						
MDQNR/L 2020K-15	DNMG DNMA	1504○○ 1506○○	20	20	125	36	25	MCPM -22	MCS -625-3	MSD -442 -432	MLP-46L	LH-030	LH-025
2525M-15			25	25	150		32						
3232P-15			32	32	170		40						

Order number	Insert number		Dimensions (mm)						Clamp	Shim Pin	Shim	Screw	Spring	Wrench	Wrench
			H	B	L1	L2	h	F							
DDQNR/L 2020K-15	DNMG DNMA	1504○○ 1506○○	20	20	125	36	20	25	DPC -12	DDN-6	MSD -442 -432	BS 0620	MES3	LH -030	LH -040
2525M-15			25	25	150		25	32							
3232P-15			32	32	170		32	40							

MSBN

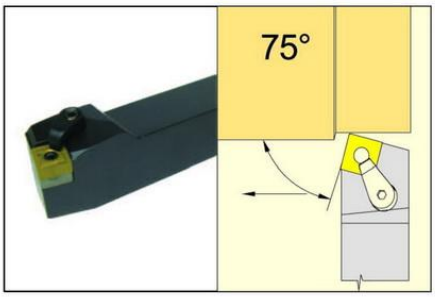

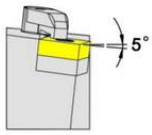

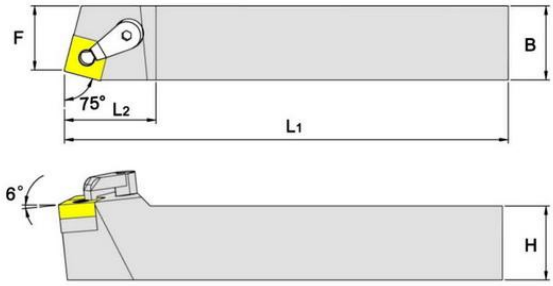

■ **Right hand tool holder shown.**

Order number	Insert number		Dimensions (mm)				Clamp	Clamp screw	Shim	Pin	Wrench	Wrench
			H	B	L1	F						
MSBNR/L 2020K-12	SNMG	1204○○	20	20	125	17	MCPM -21	MCS 625-3	MSS -432	MLP-46	LH-030	LH-025
2525M-12			25	25	150	22						
3232P-12			32	32	170	28						

MSKN

A

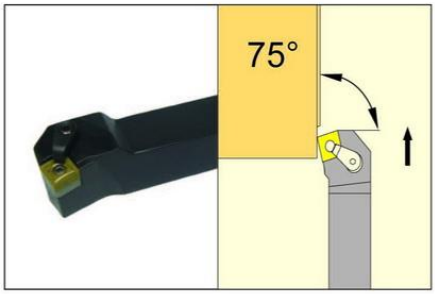

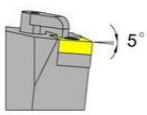

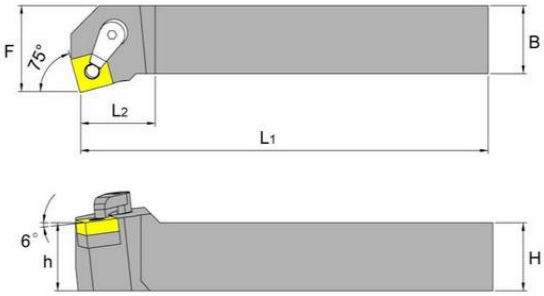

■ **Right hand tool holder shown.**

Order number	Insert number		Dimensions (mm)					Clamp	Clamp screw	Shim	Pin	Wrench	Wrench
			H	B	L_1	L_2	F						
MSKNR/L 2020K-12	SNMG	1204○○	20	20	125	40	25	MCPM -21	MCS 625-3	MSS-432	MLP-46	LH-030	LH-025
2525M-12			25	25	150		32						
3232P-12			32	32	170		38						

MSDN

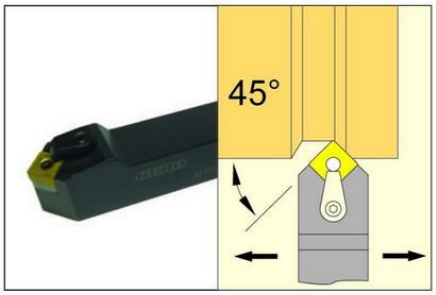

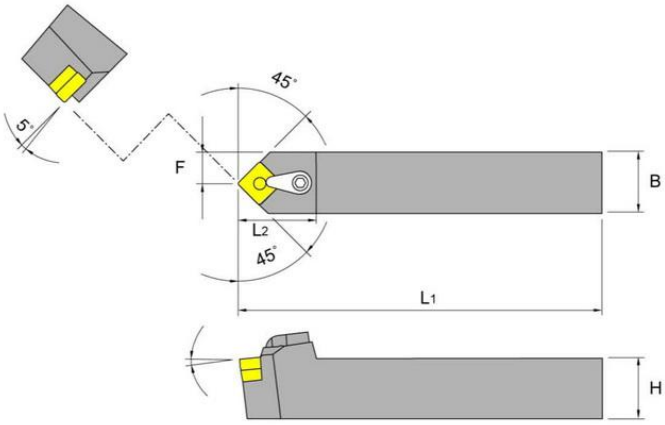

■ **Right hand tool holder shown.**

Order number	Insert number		Dimensions (mm)					Clamp	Clamp screw	Shim	Pin	Wrench	Wrench
			H	B	L_1	L_2	F						
MSDNN 2020K-12	SNMG	1204○○	20	20	125	40	10	MCPM -21	MCS 625-3	MSS-432	MLP-46	LH-030	LH-025
2525M-12			25	25	150		12.5						
3232P-12			32	32	170		16						

MSSN

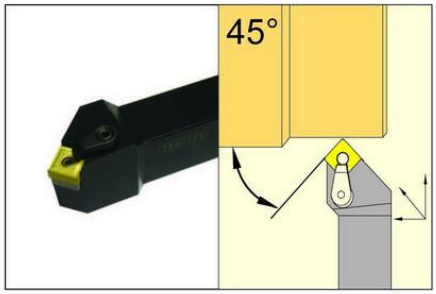

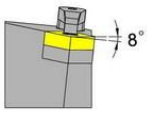

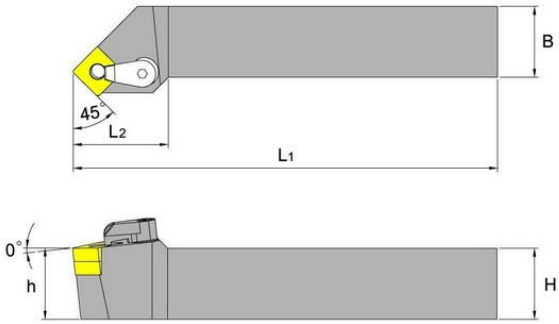

■ **Right hand tool holder shown.**

Order number	Insert number		Dimensions (mm)										
			H	B	L1	L2	F	Clamp	Clamp screw	Shim	Pin	Wrench	Wrench
MSSNR/L 2020K-12	SNMG	1204○○	20	20	125	40	25	MCPM -21	MCS 625-3	MSS -432	MLP-46	LH-030	LH-025
2525M-12			25	25	150		32						
3232P-12			32	32	170		40						

MVJN

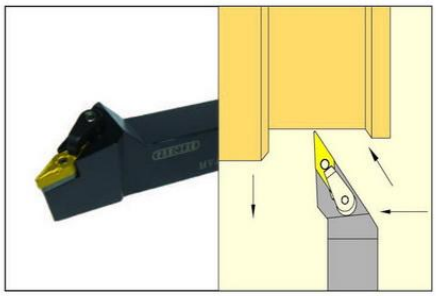

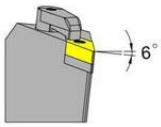

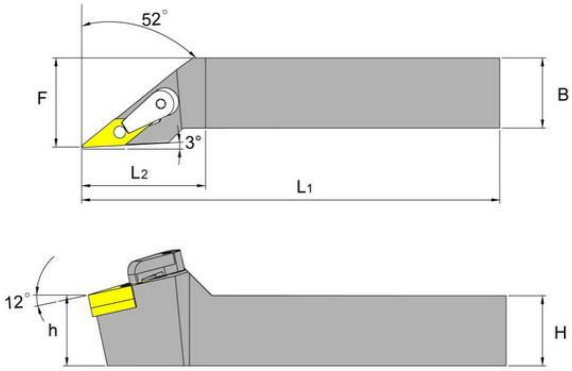

■ **Right hand tool holder shown.**

Order number	Insert number		Dimensions (mm)										
			H	B	L1	L2	F	Clamp	Clamp screw	Shim	Pin	Wrench	Wrench
MVJNR/L 2020K-16	VNGG VNMA	1604○○	20	20	125	37	25	MCPM -22	MCS 625-3	MSV322	MLP-34	LH-030	LH-025
2525M-16			25	25	150	40	32						
3232P-16			32	32	170		40						

A

MVQN

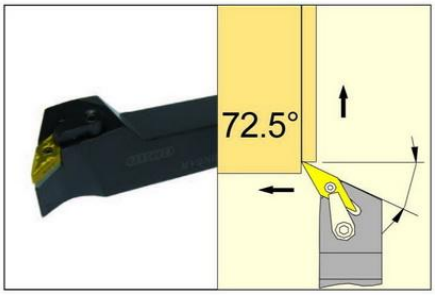

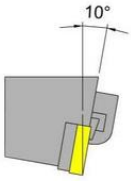

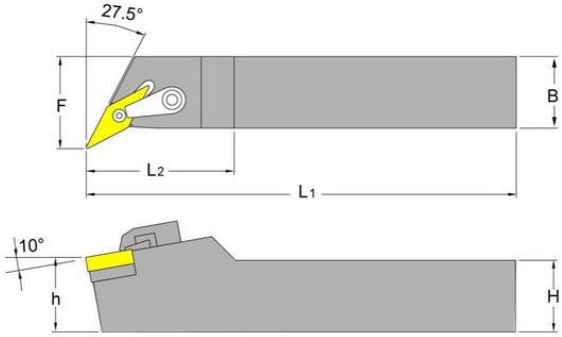

■ **Right hand tool holder shown.**

Order number	Insert number		Dimensions (mm)					Clamp	Clamp screw	Shim	Pin	Wrench	Wrench
			H	B	L1	L2	F						
MVQNR/L 2020K-16	VNMG VNMA	1604○○	20	20	125	52	25	MCPM -22	MCS 625-3	MSV322	MLP-34	LH-030	LH-025
2525M-16			25	25	150		32						
3232P-16			32	32	170		40						

MVVN

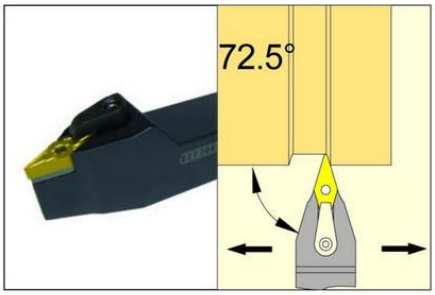

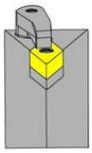

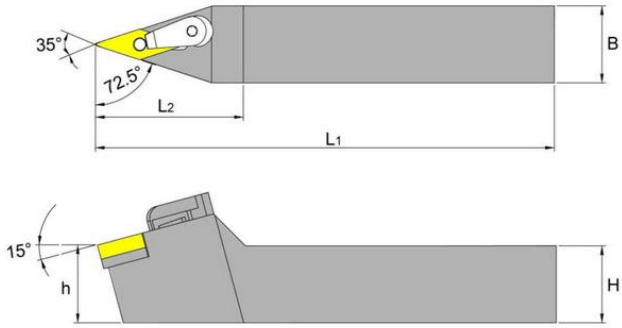

■ **Right hand tool holder shown.**

Order number	Insert number		Dimensions (mm)					Clamp	Clamp screw	Shim	Pin	Wrench	Wrench
			H	B	L1	L2	F						
MVVNN 2020K-16	VNMG VNMA	1604○○	20	20	125	50	10	MCPM -22	MCS 625-3	MSV322	MLP-34	LH-030	LH-025
2525M-16			25	25	150		12.5						
3232P-16			32	32	170		16						

SCAC

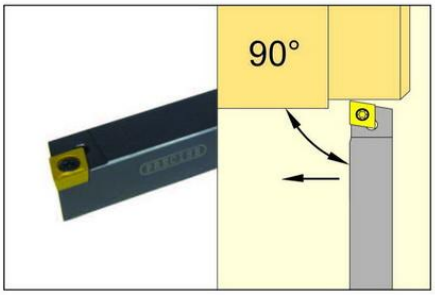

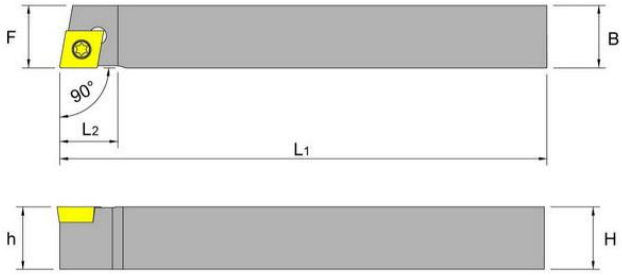

■ **Right hand tool holder shown.**

Order number	Insert number		Dimensions (mm)							
			H	B	L_1	L_2	h	F	Clamp screw	Wrench
SCACR/L 0808H-06	CCMT CCGT	0602○○	8	8	100	10	8	8	BFTX02506	TRX08
1010K-06			10	10	125	10	10	10		
1212K-09		09T3○○	12	12	125	13	12	12	BFTX0407	TRX15
1616K-09			16	16	125	13	16	16		

ACAC-F

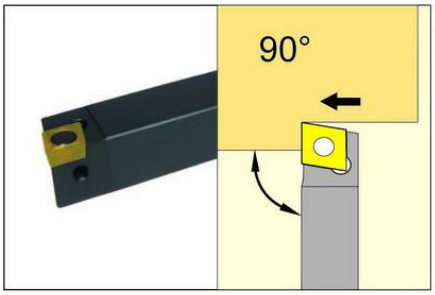

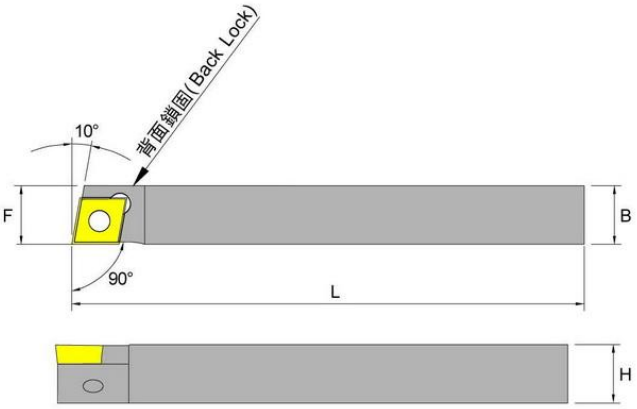

■ **Right hand tool holder shown.**

Order number	Insert number		Dimensions (mm)						
			H	B	L	F	Pin	Screw	Wrench
ACACR/L 1010K-06F	CCMT CCGT	0602○○	10	10	125	10.5	TP-11	LHW-4	LH-020
1010K-09F		09T3○○	10	10	125	10.5	TP-13		
1212K-09F			12	12	125	12			
1616K-09F			16	16	125	16	TP-17		

A

SCLC External turning, Facing

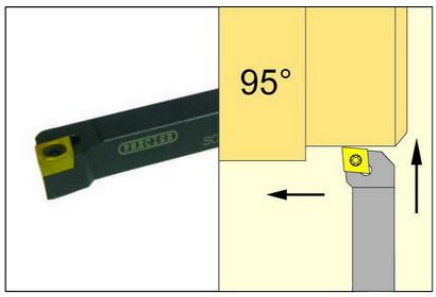



■ **Right hand tool holder shown.**

Order number	Insert number		Dimensions (mm)						Clamp screw	Wrench
			H	B	L1	L2	h	F		
SCLCR/L 0808H-06	CCMT CCGT	0602○○	8	8	100	8.9	8	10	BFTX02506	TRX08
1010H-06			10	10	100	8.9	10	12		
1212H-09		09T3○○	12	12	100	13.6	12	16	BFTX0407	TRX15
1616H-09			16	16	100	16.7	16	20		
2020K-09			20	20	125	20	20	25		
2525M-09			25	25	150	20	25	32		
2020K-12		1204○○	20	20	125	25	20	25	BFTX0511	
2525M-12			25	25	150	25	25	32		

SDAC

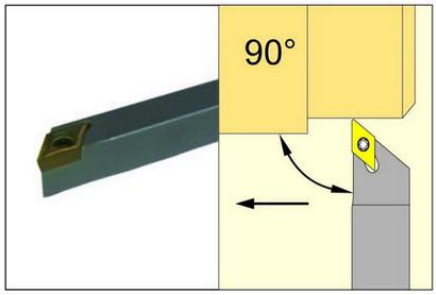

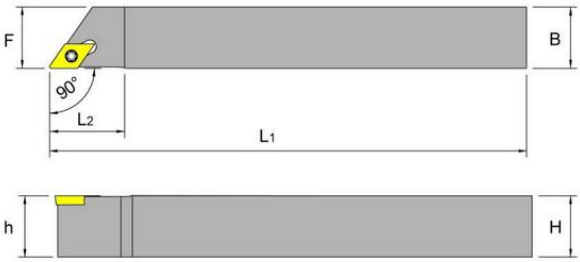

■ **Right hand tool holder shown.**

Order number	Insert number		Dimensions (mm)						Clamp screw	Wrench
			H	B	L1	L2	h	F		
SDACR/L 1010K-07	DCMT DCGT	0702○○	10	10	125	15	10	10	BFTX02506	TRX08
1212K-07			12	12		22	12	12		
1212K-11		11T3○○	12	12		22	12	12	BFTX0407	TRX15
1616K-11			16	16		22	16	16		
2020K-11			20	20		22	20	20		
2525M-11			25	25	150	22	25	25		

SDJC External turning, Facing

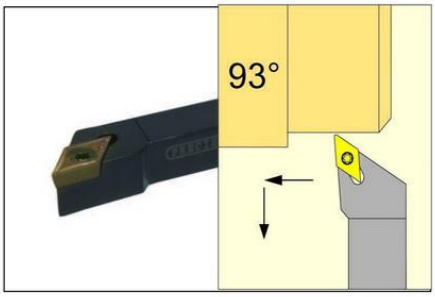



■ **Right hand tool holder shown.**

Order number	Insert number		Dimensions (mm)							
			H	B	L_1	L_2	h	F	Clamp screw	Wrench
SDJCR/L 0808H-07	DCMT DCGT	0702○○	8	8	100	14	8	10	BFTX02506	TRX08
1010H-07			10	10	100	14	10	12		
1212H-11		11T3○○	12	12	100	20	12	16	BFTX0407	TRX15
1616H-11			16	16	100	20	16	20		
2020K-11			20	20	125	20	20	25		
2525M-11			25	25	150	24	25	32		

ADJC-F

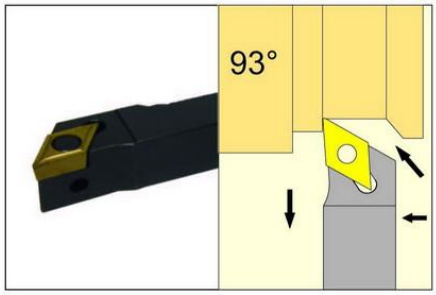

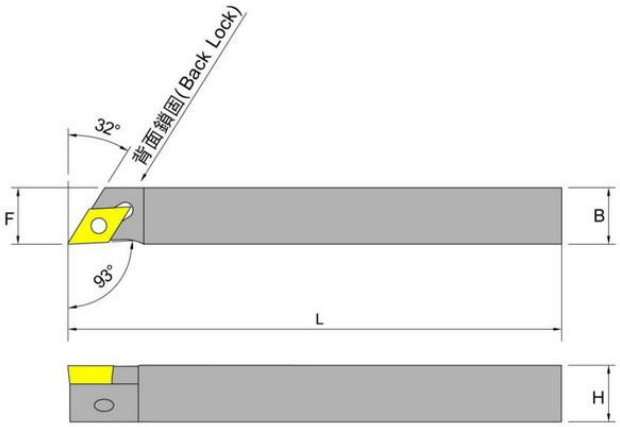

■ **Right hand tool holder shown.**

Order number	Insert number		Dimensions (mm)						
			H	B	L	F	Pin	Screw	Wrench
ADJCR/L 1010K-07F	DCMT DCGT	0702○○	10	10	125	10.5	TP-11	LHW-4	LH-020
1212K-07F			12	12		12.5	TP-13		
1212K-11F		11T3○○	12	12		14	TP-13		
1616K-11F			16	16		16	TP-17		

A

SDQC

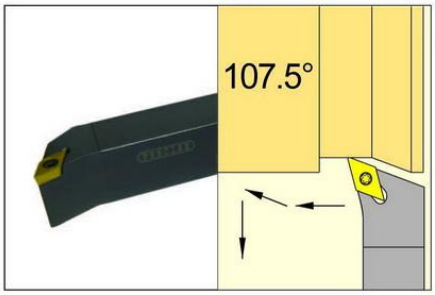

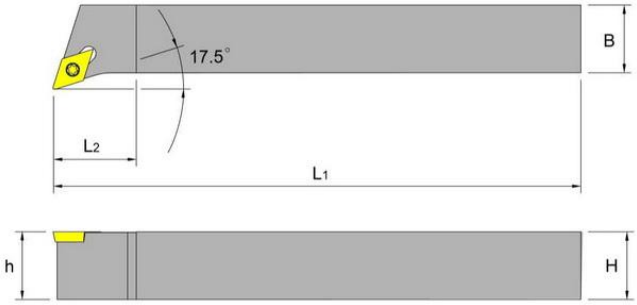

■ **Right hand tool holder shown.**

Order number	Insert number		Dimensions (mm)							
			H	B	L_1	L_2	h	F	Clamp screw	Wrench
SDQCR/L 2020K-11	DCMT	11T3○○	20	20	125	16	20	25	BFTX0407	TRX15
2525M-11			25	25	150	22	25	32		

SDNC External turning, Copying

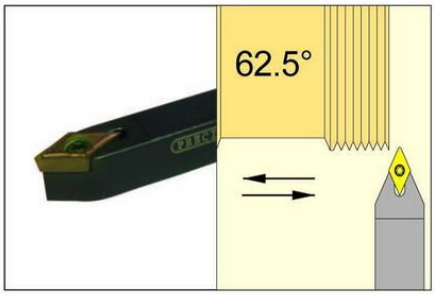



■ **Right hand tool holder shown.**

Order number	Insert number		Dimensions (mm)						
			H	B	L_1	h	F	Clamp screw	Wrench
SDNCN 0808H-07	DCMT	0702○○	8	8	100	8	4	BFTX02506	TRX08
1010H-07			10	10	100	10	5		
1212H-11		11T3○○	12	12	100	12	6	BFTX0407	TRX15
1616H-11			16	16	100	16	8		
2020K-11			20	20	125	20	10		
2525M-11			25	25	150	25	12.5		

STEC

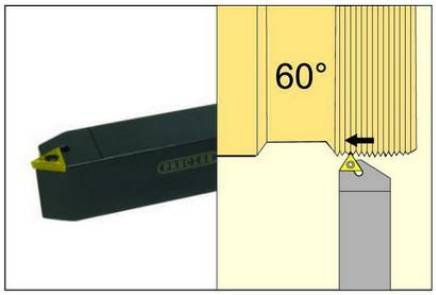



■ **Right hand tool holder shown.**

Order number	Insert number		Dimensions (mm)						
			H	B	L	F	h	Screw	Wrench
STECR/L 2020K-11	TCMT TCGT	1102○○	20	20	125	14.5	20	BFTX02506	TRX08
2525M-11			25	25	150	19.5	25		
2020K-16		16T3○○	20	20	125	14.5	20	BFTX0407	TRX15
2525M-16			25	25	150	19.5	25		

STFC

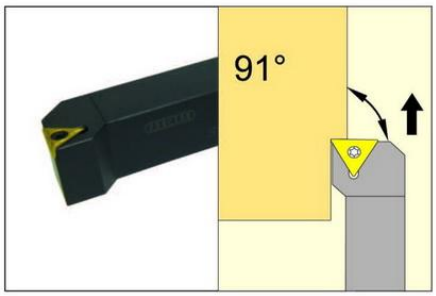

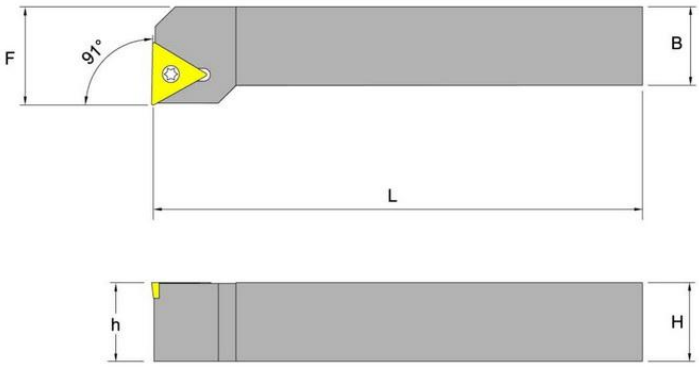

■ **Right hand tool holder shown.**

Order number	Insert number		Dimensions (mm)						
			H	B	L	F	h	Screw	Wrench
STFCR/L 1010H-11	TCMT TCGT	1102○○	10	10	100	14	10	BFTX 02506	TRX08
1212K-11			12	12	125	16	12		
1616K-11			16	16	125	20	16		
2020K-16		16T3○○	20	20	125	25	20	BFTX 0407	TRX15
2525M-16			25	25	150	32	25		

STAC

A

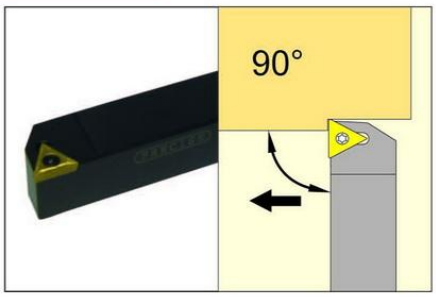

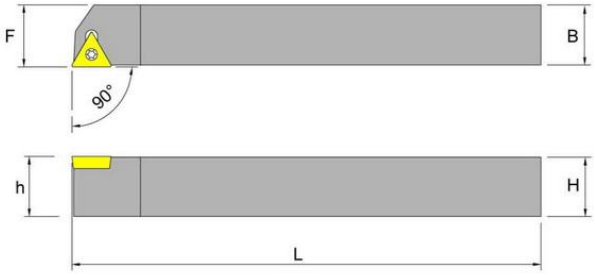

■ **Right hand tool holder shown.**

Order number	Insert number		Dimensions (mm)						
			H	B	L	F	h	Screw	Wrench
STACR/L 1010H-11	TCMT TCGT	1102○○	10	10	100	10.5	10	BFTX02506	TRX08
1212K-11			12	12	125	12.5	12		
1616K-11			16	16	125	16.5	16		

SVJC(B) External turning, Copying

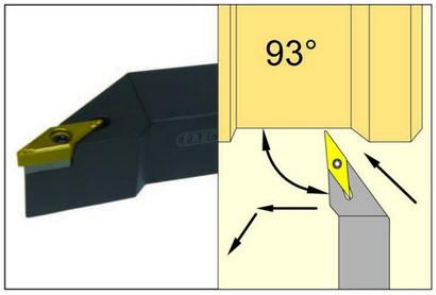

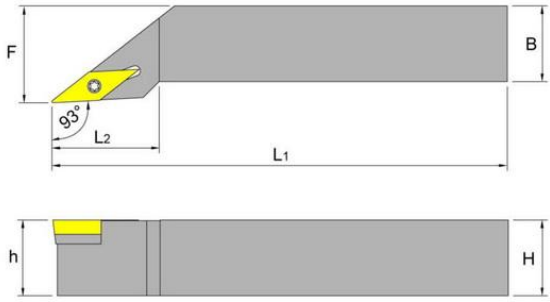

■ **Right hand tool holder shown.**

Order number	Insert number		Dimensions (mm)									
			H	B	L_1	L_2	h	F	Shim	Shim pin	Clamp screw	Wrench
SVJCR/L 1616H-16N	VCMT	1604○○	16	16	100	36	16	20	—	—	BFTX 03511	TRX15
1616H-16			16	16	100	36	16	20	SSV32	BCP141		
2020K-16			20	20	125	36	20	25				
2525M-16			25	25	150	40	25	32				
3232P-16			32	32	170	40	32	40				
SVJBR/L 1010K-11F	VBMT VBGT	1103○○	10	10	125	—	10	10.5	—	—	BFTX 02506	TRX08
1212K-11F			12	12		—	12	12.5				
1616K-11F			16	16		—	16	16.5				
2020K-11			20	20		30	20	25			BFTX 02510	
2525M-11			25	25	150	35	25	32				
2020K-16		1604○○	20	20	125	30	20	25	SSV32	BCP141	BFTX 03512	TRX15
2525M-16			25	25	150	35	25	32				

SVQC Facing, Copying

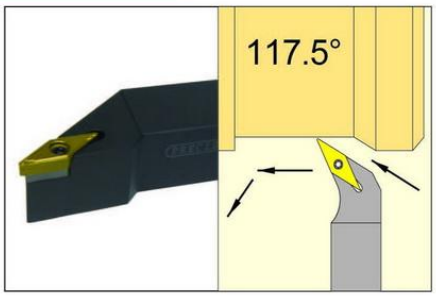

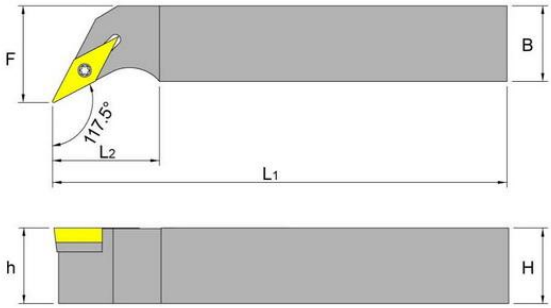

■ **Right hand tool holder shown.**

Order number	Insert number		Dimensions (mm)						Shim	Shim pin	Clamp screw	Wrench
			H	B	L_1	L_2	h	F				
SVQCR/L 2020K-16	VCMT	1604○○	20	20	125	30	20	25	SSV32	BCP141	BFTX 03511	TRX15
2525M-16			25	25	150		25	32				
3232P-16			32	32	170		32	38				

SVVCN

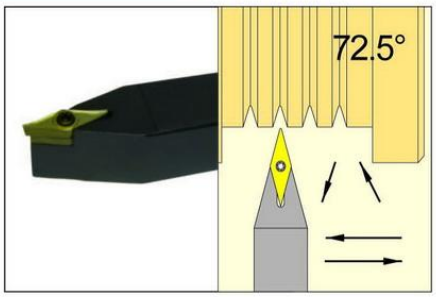

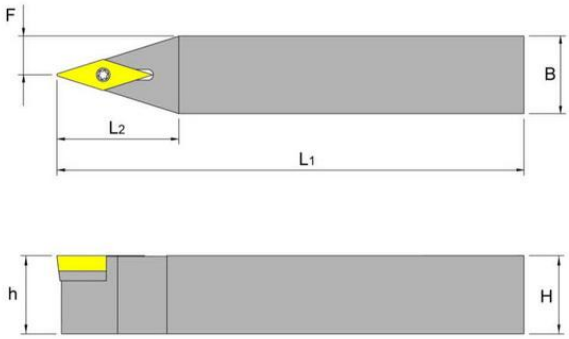

■ **Right hand tool holder shown.**

Order number	Insert number		Dimensions (mm)						Shim	Shim pin	Clamp screw	Wrench
			H	B	L_1	L_2	h	F				
SVVCN 1616H-16	VCMT	1604○○	16	16	100	34	16	8	SSV32	BCP141	BFTX 03511	TRX15
2020K-16			20	20	125		20	10				
2525M-16			25	25	150		25	12.5				
3232P-16			32	32	170		32	16				

A

SVUC

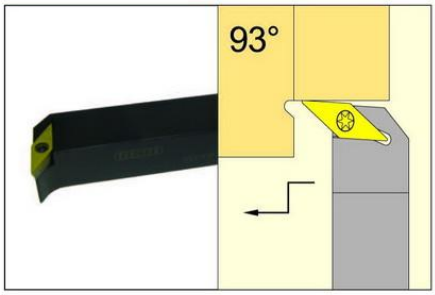

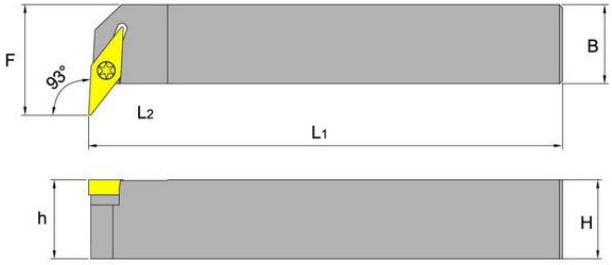

■ **Right hand tool holder shown.**

Order number	Insert number		Dimensions (mm)						Shim	Shim pin	Clamp screw	Wrench	Wrench
			H	B	L_1	L_2	F	h					
SVUCR/L 1616H-11	VCMT	1103○○	16	16	100	20	22	16	—	—	BFTX 02506	TRX08	—
2020K-16		1604○○	20	20	125	30	30	20	SSV32	BCP141	BFTX 03511	TRX15	LH-035
2525M-16			25	25	150	30	35	25					

SRAC

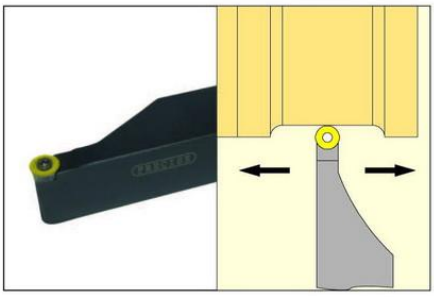

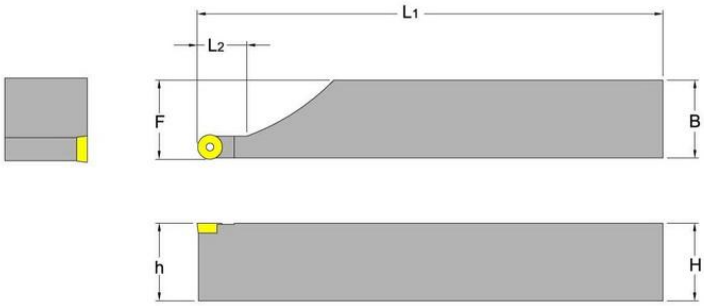

■ **Right hand tool holder shown.**

Order number	Insert number		Dimensions (mm)						Clamp screw	Wrench
			H	B	L_1	L_2	h	F		
SRACR/L 2020K-06	RCMT	0602○○	20	20	125	12	20	20.4	BFTX02510	TRX08
2525M-06			25	25	150	12	25	25.4		
2020K-08		0803○○	20	20	125	16	20	20.5	BFTX0310	TRX10
2525M-08			25	25	150	16	25	25.5		
2020K-10	RCMX	1003○○	20	20	125	20	20	20.4		
2525M-10			25	25	150	20	25	25.4	BFTX03512	TRX15
2020K-12		1204○○	20	20	125	25	20	20.4		
2525M-12			25	25	150	25	25	25.4		

SRDC External turning, Copying

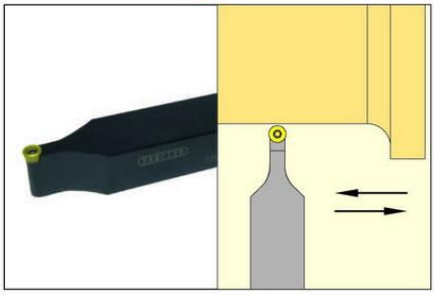

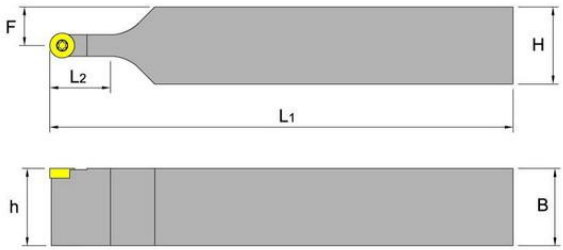

■ Right hand tool holder shown.

Order number	Insert number		Dimensions (mm)							
			H	B	L1	L2	h	F	Clamp screw	Wrench
SRDCN 2020K-06	RCMT	0602○○	20	20	125	12	20	10	BFTX02510	TRX08
2525M-06			25	25	150		25	12.5		
2020K-08		0803○○	20	20	125	16	20	10	BFTX0310	TRX10
2525M-08			25	25	150		25	12.5		
2020K-10	RCMX	1003○○	20	20	125	20.3	20	10	BFTX03512	TRX15
2525M-10			25	25	150		25	12.5		
2020K-12		1204○○	20	20	125	25	20	10		
2525M-12			25	25	150		25	12.5		

SVBC Back turning 後掃刀

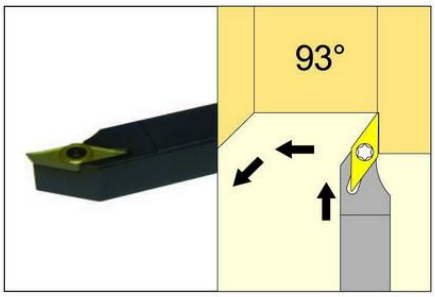



■ Right hand tool holder shown.

Order number	Insert number		Dimensions (mm)						
			H	B	L	F	h	Clamp screw	Wrench
SVBCR/L 1010K-11	VCMT VCGT	1103○○	10	10	125	9.5	10	BFTX02506	TRX08
1212K-11			12	12			12		
1616K-11			16	16			16		
2020K-11			20	20			20	BFTX02510	
2525M-11			25	25	150		25		

A

SABS-40F Back turning 後掃刀

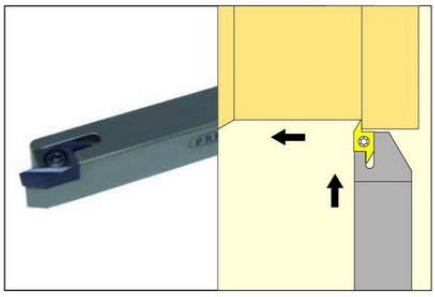

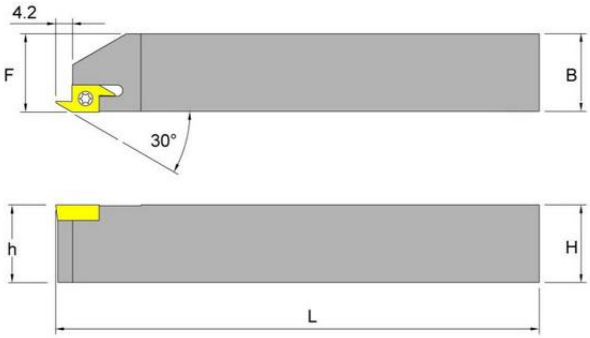

■ Right hand tool holder shown.(For Koycera Insert)

Order number	Insert number	Dimensions (mm)						
		H	B	L	F	h	Screw	Wrench
SABSR 1010K-40F	ABS15R 4005 ABS15R 4015	10	10	125	10.2	10	BFTX0310	TRX10
1212K-40F		12	12		12.2	12		
1616K-40F		16	16		16.2	16		
2020K-40F		20	20		20.2	20		

SABW-40F Back turning 後掃刀

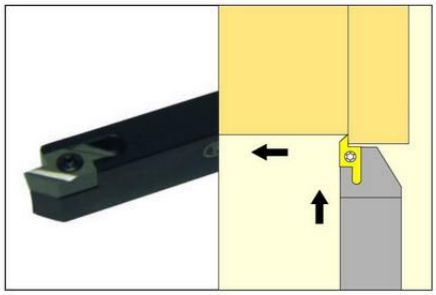

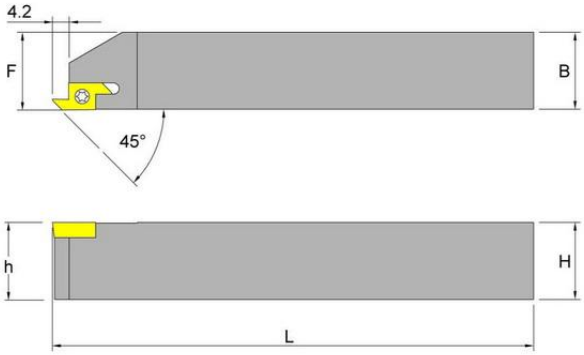

■ Right hand tool holder shown.(For Koycera Insert)

Order number	Insert number	Dimensions (mm)						
		H	B	L_1	F	h	Screw	Wrench
SABWR 1010K-40F	ABW15R 4005 ABW15R 4015	10	10	125	10.2	10	BFTX0310	TRX10
1212K-40F		12	12		12.2	12		
1616K-40F		16	16		16.2	16		
2020K-40F		20	20		20.2	20		

SABW-50F Back turning 後掃刀

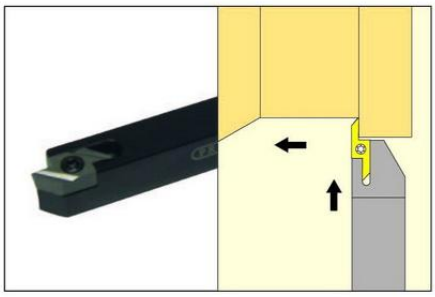

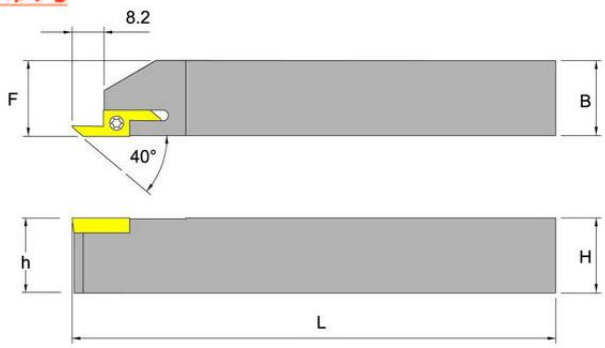

■ Right hand tool holder shown.(For Koycera Insert)

Order number	Insert number	Dimensions (mm)						
		H	B	L_1	F	h	Screw	Wrench
SABWR 1010K-50F	ABW23R 5005 ABW23R 5015	10	10	125	10.2	10	BFTX0310	TRX10
1212K-50F		12	12		12.2	12		
1616K-50F		16	16		16.2	16		
2020K-50F		20	20		20.2	20		
2525M-50F		25	25	150	25.2	25		

EF 外徑中心鑽夾

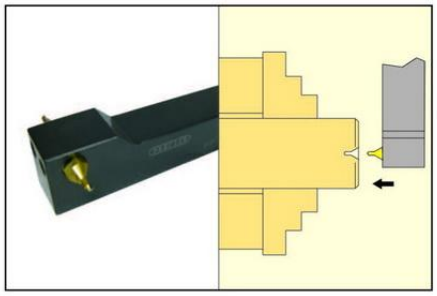

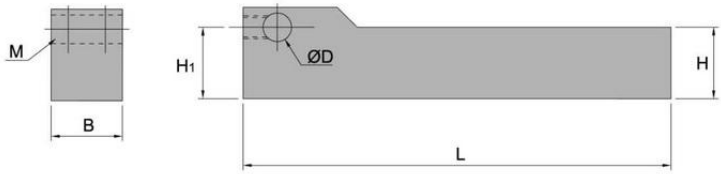

Order number	Dimensions (mm)					
	øD	L	H_1	H	B	M
EF 0620	6	125	20			M5
EF 0820	8					M6
EF 1020	10					M8
EF 0625	6	150	25			M5
EF 0825	8					M6
EF 1025	10					M8

ISO CODE KEY-Boring tools for internal machinings

A	• Tool holder with oil hole • Steel shank
C	• Carbide shank
E	• Tool holder with oil hole • Carbide shank
S	• Steel shank
H	• High Speed Steel
AH	• High Speed Steel with oil hole

① Shank material

08	Ø8
10	Ø10
12	Ø12
16	Ø16
20	Ø20
25	Ø25
32	Ø32
40	Ø40
50	Ø50

② Tool diameter ød(mm)

F	80
H	100
K	125
M	150
Q	180
R	200
S	250
T	300
U	350

③ Tool length l_1 (mm)

M	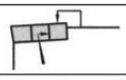
P	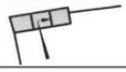
S	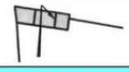

④ Method of holding

B

①	②	③	④	⑤	⑥	⑦	⑧	⑨
S	16	M	S	C	L	C	R	09

B

⑤ Insert shape

C	
D	
S	
T	
V	
W	

⑥ Tool style

F	
K	
L	
Q	
U	
Z	

⑦ Insert normal clearance

B	
C	
E	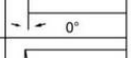
N	
P	

⑧ Tool style

R	
L	

⑨ Insert size

Inscribed circle of insert (mm)	C	D	S	T	V	W
3.97				06		02
4.76				08		
5.56				09		03
6.35	06	07		11	11	04
9.525	09	11	09	16	16	06
12.07	12	15	12	22		08
15.875	16					
19.05	19		19			

MTUN

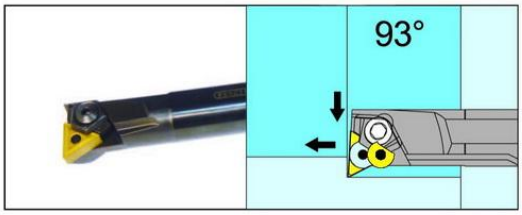

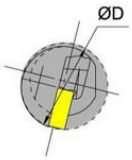

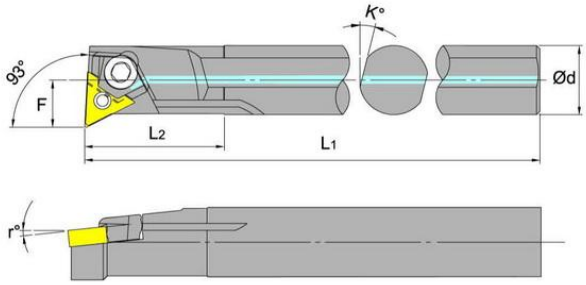

B

■ **Right hand tool holder shown.**

Order number		Insert number		Dimensions (mm) d	L1	L2	F	r°	k°	ØD Min cutting diameter	Clamp	Clamp screw	Screw	Pin	Wrench
STEEL	S20R MTUNR/L-16C	TNMG TNGG	1604○○ (33○)	20	200	40	13	6	14	25	LC -291	LC -0517	LHW -4	PLP -13	LH-025 LH-030
STEEL	S20S MTUNR/L-16C				250										
	A20R MTUNR/L-16C				200										
HSS	H20R MTUNR/L-16C	TNMG	1604○○ (33○)	20	200	40	13	6	14	25	LC -291	LC -0517	LHW -4	PLP -13	LH-025 LH-030
HSS	H20S MTUNR/L-16C				250										
AHSS	AH20R MTUNR/L-16C				200										
AHSS	AH20S MTUNR/L-16C				250										

MTUN

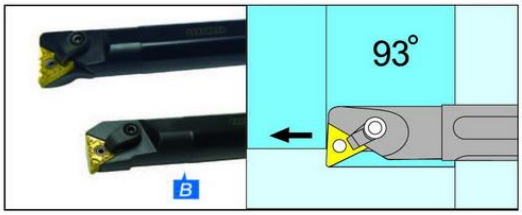

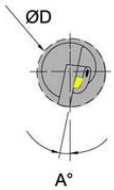

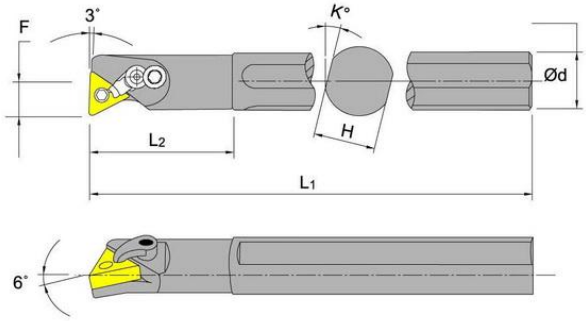

■ **Right hand tool holder shown.**

Order number		Insert number		Dimensions (mm) d	F	L1	L2	H	k°	ØD Min cutting diameter	Clamp	Clamp screw	Pin	Wrench	Wrench
STEEL	S20R MTUNR/L-16	TNMA TNMG TNGG	1604○○ (33○)	20	12	200	40	18	12	25	MCPM -6	MCS 520-3	MLP -33L	LH -020	LH -025
STEEL	S20R MTUNR/L-16B														
	S25R MTUNR-16T			25	17			23		32	MCPM -21	MCS 620-3		LH -020	LH -030

MTUN

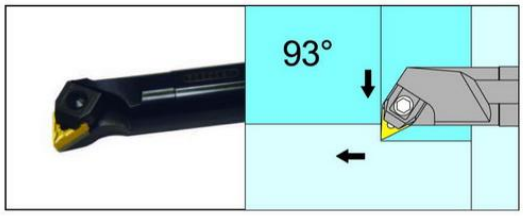

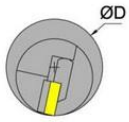

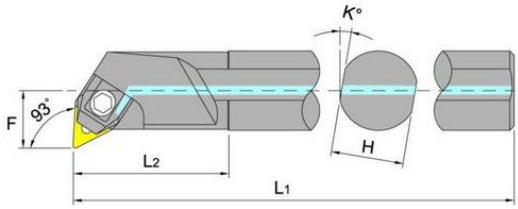

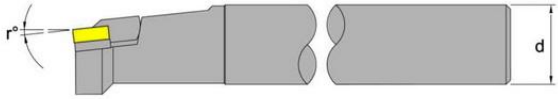

B

■ **Right hand tool holder shown.**

	Order number	Insert number		Dimensions (mm) d	H	L1	F	r°	k°	ØD Min cutting diameter	Wedge clamp	Pin	Shim	Screw	Ring	Screw	Wrench
STEEL 鋼	S25R MTUNR/L-16C	TNMG TNGA TNGG	1604○○ (33○)	25	25	200	17	12	-6	32	MPT -16	ZNW -3	TTT -322	LC 0521	ER -04	LHW -5	LH -025 -030
	S25S MTUNR/L-16C					250											
	S25T MTUNR/L-16C					300											
	S32S MTUNR/L-16C			32	30	250	22	10	-6	40							
	S32T MTUNR/L-16C					300											
	S32U MTUNR/L-16C					350											
	S40T MTUNR/L-16C			40	37	300	27	10	-6	50							
	S40U MTUNR/L-16C					350											
	S40V MTUNR/L-16C					400											
	S50U MTUNR/L-16C			50	47	350	31	10	-6	60							
	S50V MTUNR/L-16C					400											
	S50W MTUNR/L-16C					450											

	Order number	Insert number		Dimensions (mm) d	H	L1	F	k°	ØD Min cutting diameter	Wedge clamp	Pin	Shim	Screw	Ring	Screw	Wrench
COOLANT 中心出水	A25R MTUNR/L-16C	TNMA TNMG	1604○○ (33○)	25	23	200	17	12	32	MPT -16	ZNW -3	TTT -322	LC 0521	ER -04	LHW -5	LH -025 -030
	A32S MTUNR/L-16C			32	30	250	22	6	40							
	A40T MTUNR/L-16C			40	37	300	27		50							
	A50U MTUNR/L-16C			50	47	350	31		60							

	Order number	Insert number		Dimensions (mm) d	H	L1	F	k°	ØD Min cutting diameter	Wedge clamp	Pin	Shim	Screw	Ring	Screw	Wrench
HSS	H25R MTUNR/L-16C	TNMA TNMG	1604○○ (33○)	25	23	200	17	12	32	MPT -16	ZNW -3	TTT -322	LC 0521	ER -04	LHW -5	LH -025 -030
	H25S MTUNR/L-16C					250										
AHSS	AH25R MTUNR/L-16C					200										
HSS	H32S MTUNR/L-16C			32	30	250	22	6	40							

(D)MWLN



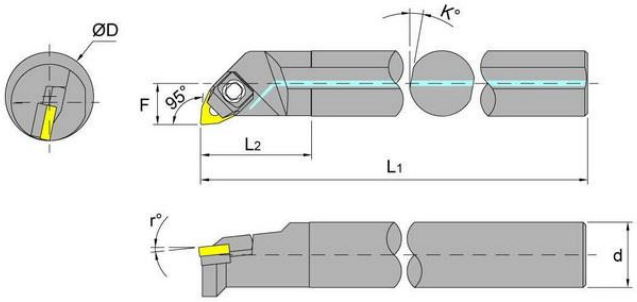

B

■ **Right hand tool holder shown.**

	Order number	Insert number		Dimensions (mm) d	F	L_1	L_2	H	k°	r°	ØD Min cutting diameter	Wedge clamp	Screw	Shim	Wrench	Wrench	Wrench
STEEL 鋼	S25R MWLNR/L-08C	WNMA WNMG	0804○○ (43○)	25	17	200	18	23	12	-6	32	MPW -08	MPW -0625	SWW -433	LHW -5	PNW -5	LH -025 -040
	S32S MWLNR/L-08C			32	22	250	20	30	12		40						
	S40T MWLNR/L-08C			40	27	300	22	37	10		50						
	S50U MWLNR/L-08C			50	31	350	22	47	10		60						
COOLANT	A25R MWLNR/L-08C	WNMA WNMG	0804○○ (43○)	25	17	200	18	23	12	-6	32	MPW -08	MPW -0625	—	LHW -5	PNW -5	LH -025 -040
	A32S MWLNR/L-08C			32	22	250	20	30	12		40			SWW -433			
	A40T MWLNR/L-08C			40	27	300	22	37	10		50						

	Order number	Insert number		Dimensions (mm) d	L_1	L_2	F	k°	r°	Min cutting diameter	Clamp	Shim Pin	Shim	Screw	Spring	Wrench	Wrench
STEEL 鋼	S20R DWLNR/L-08	WNMA WNMG	0804○○ (43○)	20	200	18	13	12	6°	25	DPC -12	—	—	BS 620	MES 3	LH -030	LH -040
	S25R DWLNR/L-08			25	200	18	17	12		32							
	S32S DWLNR/L-08			32	250	20	22	10		40		DDN -6	SWW -433				
	S40T DWLNR/L-08			40	300	22	26	10		50							
COOLANT	A20R DWLNR/L-08	WNMA WNMG	0804○○ (43○)	20	200	18	13	12	6°	25	DPC -12	—	—	BS 620	MES 3	LH -030	LH -040
	A25R DWLNR/L-08			25	200	18	17	12		32							
	A32S DWLNR/L-08			32	250	20	22	10		40		DDN -6	SWW -433				
	A40T DWLNR/L-08			40	300	22	26	10		50							

MWLN

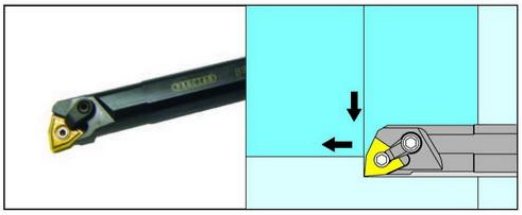

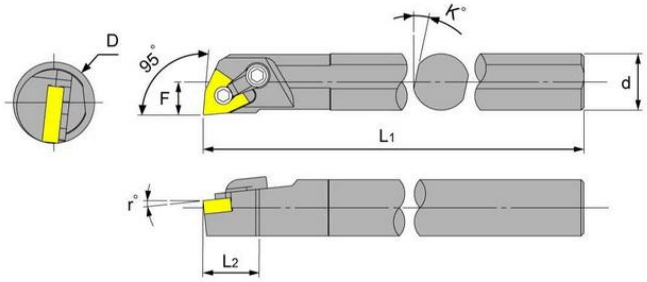

■ **Right hand tool holder shown.**

	Order number	Insert number		Dimensions (mm) d	L_1	L_2	F	r°	D	K°	Min cutting diameter	Clamp	Pin	Clamp screw	Wrench
STEEL 鋼	S20R MWLNR/L-08T	WNMG	0804○○	20	200	32	13	6	25	12	25	MCPM -6	MLP -44	MCS 520-3	LH -025
	S25R MWLNR/L-08T			25	200	42	17	6	32	12	30	MCPM -21		MCS 625-3	LH-025 LH-030

(D)MCLN

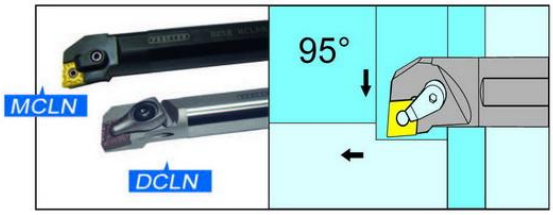

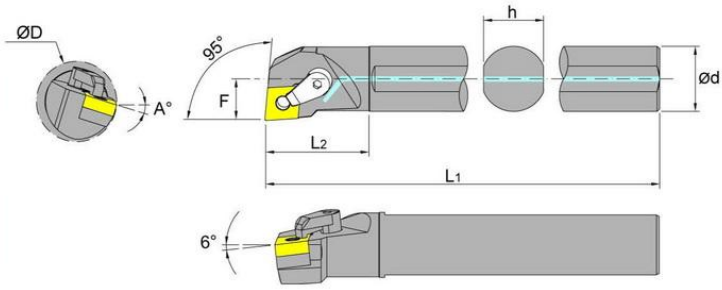

■ **Right hand tool holder shown.**

	Order number	Insert number		Dimensions (mm) d	F	L1	L2	h	k°	r°	Min cutting diameter	Clamp	Clamp screw	Shim	Pin	Wrench	Wrench
STEEL 鋼	S20R MCLNR/L-12	CNMG	1204○○	20	13	200	40	18	12	12.5	25	MCPM-6	MCS520-3	—	MP-44L	LH-025	LH-025
	S25R MCLNR/L-12			25	16	200	40	23			32	MCPM -21	MCS 625-3	MSC -432	MLP -46	LH -025	LH -030
	S32S MCLNR/L-12			32	22	250	50	30	11		40						
	S40T MCLNR/L-12			40	27	300	55	37	10		50						
	S50U MCLNR/L-12			50	31	350	70	47			60						
	S50V MCLNR/L-12			50	31	400	70	47									
	S50W MCLNR/L-12			50	31	450	70	47									
COOLANT	A20R MCLNR/L-12	CNMG CNMM	1204○○	20	13	200	40	18	12	12.5	25	MCPM -6	MCS520 -3	—	MP-44L	LH-025	LH-025
	A25R MCLNR/L-12			25	16	200	40	23	12		32	MCPM -21	MCS 625-3	MSC -432	MLP -46	LH -025	LH -030
	A32S MCLNR/L-12			32	22	250	50	30	11		40						
	A40T MCLNR/L-12			40	27	300	55	37	10		50						

	Order number	Insert number		Dimensions (mm) D	F	L1	L2	h	k°	r°	Min cutting diameter	Clamp	Shim Pin	Shim	Screw	Spring	Wrench	Wrench
STEEL 鋼	S20R DCLNR/L-12	CNMG	1204○○	20	13	200	40	18	12	6°	25	DPC -12	DDN -6	— MSC -432	BS 0620	MES 3	LH -030	LH -040
	S25R DCLNR/L-12			25	16	200	40	23	12		32							
	S32S DCLNR/L-12			32	22	250	50	30	11		40							
	S40T DCLNR/L-12			40	27	300	55	37	10		50							
	S50U DCLNR/L-12			50	31	350	70	47	10		60							
COOLANT	A20R DCLNR/L-12	CNMG	1204○○	20	13	200	32	18	12	6°	25	DPC -12	DDN -6	— MSC -432	BS 0620	MES 3	LH -030	LH -040
	A25R DCLNR/L-12			25	17	200	42	23	12		32							
	A32S DCLNR/L-12			32	22	250	50	30	11		40							
	A40T DCLNR/L-12			40	26	300	60	37	10		50							

MCKN

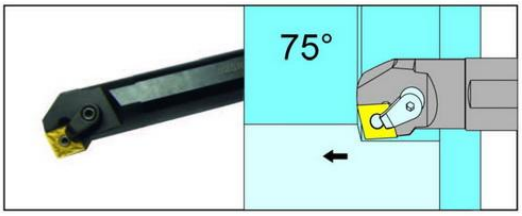

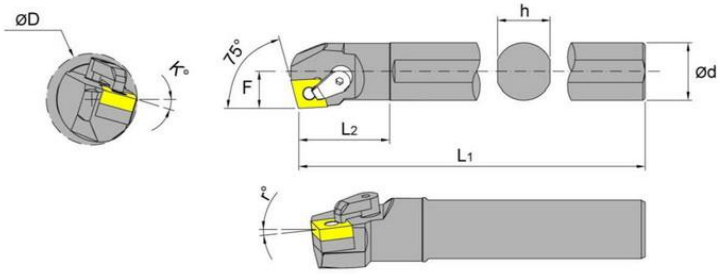

■ **Right hand tool holder shown.**

	Order number	Insert number		Dimensions (mm) d	F	L	D	K°	Min cutting diameter	Clamp	Clamp screw	Shim	Pin	Wrench	Wrench
STEEL 鋼	S20R MCKNR/L-12	CNMG	1204○○	20	13	200	25	17	26	MCPM -6	MCS 520-3	—	MLP -44	—	LH-025
	S25R MCKNR/L-12			25	17	200	32	14	32	MCPM -21	MCS 625-3			LH-030	
	S32S MCKNR/L-12			32	20	250	40	17	40			MSC -432	MLP -46		
	S40T MCKNR/L-12			40	26	300	50	15	50						

(D)MDUN

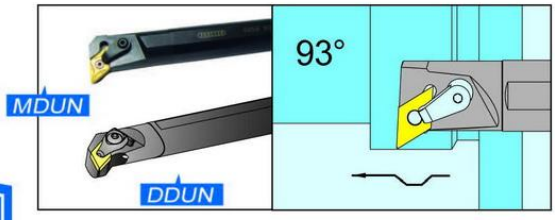

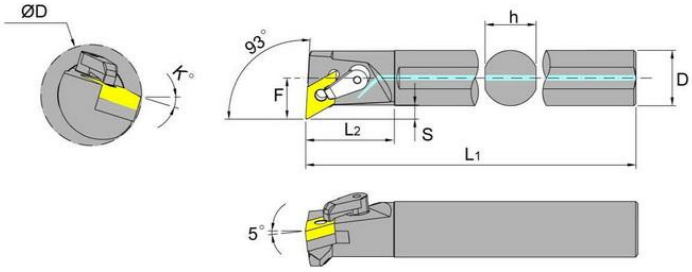

B

■ **Right hand tool holder shown.**

	Order number	Insert number		Dimensions (mm)						Clamp	Clamp screw	Shim	Pin	Wrench	Wrench
				D	F	L1	B	K°	S						
STEEL 鋼	S25R MDUNR/L-15	DNMG	1504○○	25	19	200	32	12	6.5	MCPM -22	MCS -620	—	MLP-44	LH-030	LH-025
	S32S MDUNR/L-15			32	23	250	40	15	7		MCS -625	MSD -432	MLP-46		
	S40T MDUNR/L-15			40	28	300	50	13	8						
	S50U MDUNR/L-15			50	33	350	60	11	8						

	Order number	Insert number		Dimensions (mm)						Min cutting diameter	Clamp	Shim Pin	Shim	Screw	Spring	Wrench	Wrench
				D	L1	L2	F	k°	r°								
COOLANT	A25R DDUNR/L-15	DNMG	1504○○	25	200	42	19	12	5°	32	DPC -12	DDN -6	—	BS0 620	MES 3	LH -030	LH -040
	A32S DDUNR/L-15			32	250	50	23	15		40			MSD -432				
	A40T DDUNR/L-15			40	300	60	28	10		50							
	A50U DDUNR/L-15			50	350	70	33	10		60							

(D)MDQN

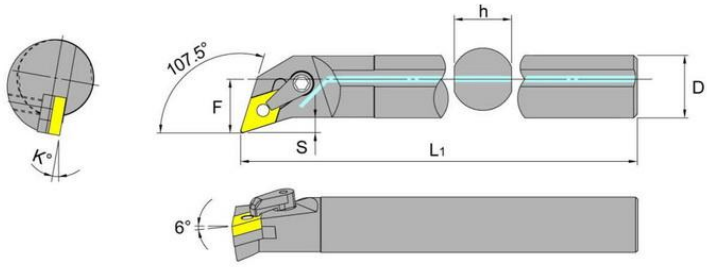

■ **Right hand tool holder shown.**

	Order number	Insert number		Dimensions (mm)						Shim	Pin	Clamp	Clamp screw	Wrench	Wrench
				D	F	L1	B	K°	S						
STEEL 鋼	S25R MDQNR/L-15	DNMG	1504○○	25	19	200	32	12	6.5	—	MLP-44	MCPM -22	MCS -620	LH-030	LH-025
	S32S MDQNR/L-15			32	23	250	40	15		MSD -432	MLP-46		MCS -625		
	S40T MDQNR/L-15			40	28	300	50	13	7.5						
	S50U MDQNR/L-15			50	33	350	60	11							

	Order number	Insert number		Dimensions (mm)						Min cutting diameter	Clamp	Shim Pin	Shim	Screw	Spring	Wrench	Wrench
				D	L1	L2	F	k°	r°								
COOLANT	A25R DDQNR/L-15	DNMG	1504○○	25	200	42	19	12	5°	32	DPC -12	DDN -6	—	BS0 620	MES 3	LH -030	LH -040
	A32S DDQNR/L-15			32	250	50	23	15		40			MSD -432				
	A40T DDQNR/L-15			40	300	60	28	11		50							
	A50U DDQNR/L-15			50	350	70	33	11		60							

MVUN

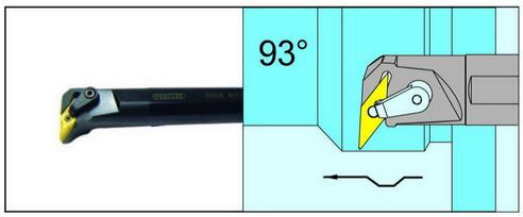

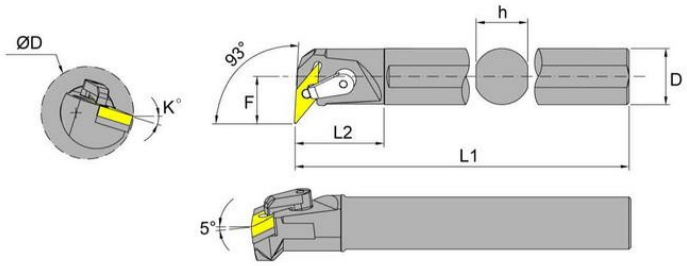

■ Right hand tool holder shown.

	Order number	Insert number		Dimensions (mm) D	F	L1	K°	S	Min cutting diameter	Shim	Pin	Clamp	Clamp screw	Wrench	Wrench
STEEL 鋼	S25R MVUNR/L-16	VNMG	1604○○	25	19	200	12	9.5	36	—	MLP -33L	MCPM -22	MCS 625-3	LH-020	LH-025
	S32S MVUNR/L-16			32	23	250	15		43	MSV -322	MLP-34			LH-030	
	S40T MVUNR/L-16			40	28	300			50						
	S50U MVUNR/L-16			50	34.5	350			60						

MVQN



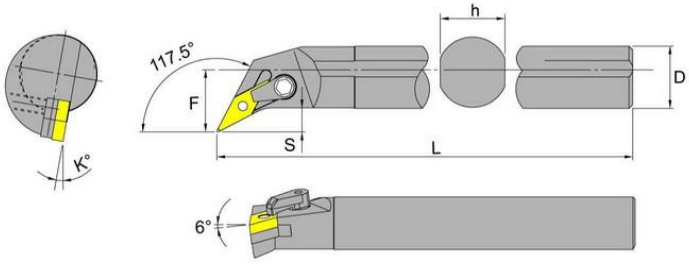

■ Right hand tool holder shown.

	Order number	Insert number		Dimensions (mm) D	F	L1	K°	S	Min cutting diameter	Shim	Pin	Clamp	Clamp screw	Wrench	Wrench
STEEL 鋼	S25R MVQNR/L-16	VNMG	1604○○	25	19	200	12	9.5	36	—	MLP -33L	MCPM -22	MCS 625-3	LH-030	LH-025
	S32S MVQNR/L-16			32	23	250	15		43	MSV -322	MLP-34				
	S40T MVQNR/L-16			40	28	300	15		50						
	S50U MVQNR/L-16			50	34.5	350	15		60						

MSKN

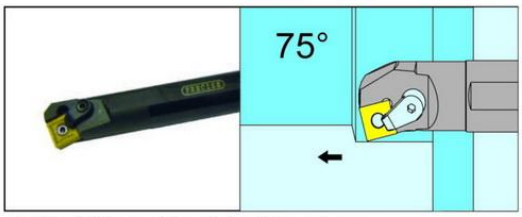

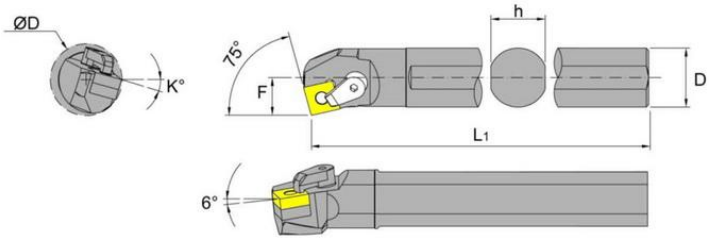

■ Right hand tool holder shown.

	Order number	Insert number		Dimensions (mm) D	F	L1	B	Shim	Pin	Clamp	Clamp screw	Wrench	Wrench
STEEL 鋼	S20R MSKNR/L-12	SNMG	1204○○	20	13	200	25	—	MLP -44	MCPM -6	MCS 520-3	—	LH-025
	S25R MSKNR/L-12			25	17	200	32			MCPM -21	MCS 625-3	LH-030	
	S32S MSKNR/L-12			32	22	250	40	MSS -432	MLP -46				
	S40T MSKNR/L-12			40	27	300	50						

SCLC (HSS/CARBIDE) Mini Boring Bar 極小徑抗震刀架

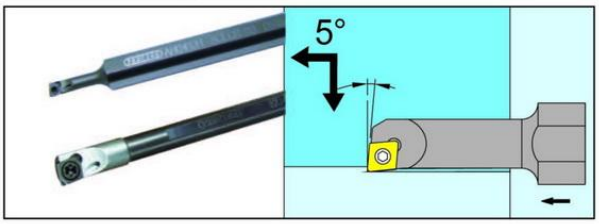

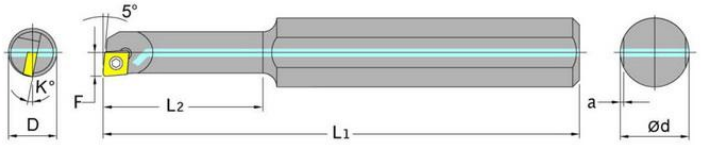

B

■ Right hand tool holder shown.

	Order number	Insert number		Dimensions (mm) Ød	L1	L2	F	K°	Min cutting diameter	Clamp screw	Wrench
HSS 高速鋼	H0410H SCLCR 03-0524	CCGT CCET	0301○○	10	100	24	2.5	15	5	BFTX01606	TRX06
	H0410H SCLCR 03-0515					15	2.5	15	5		
	H0610H SCLCR 03-0732					32	2.5	15	7		
	H0610H SCLCR 04-0732		0401○○			32	3.5	11	7	BFTX0206	
	H0712H SCLCR 06-0928	CCGT CCMT	0602○○	12		28	4.5	12	9	BFTX02506	TRX08
	H0712H SCLCR 06-0936					36	4.5	12	9		
AHSS 高速鋼出水	AH0410H SCLCR 03-0524	CCGT CCET	0301○○	10	100	24	2.5	15	5	BFTX01606	TRX06
	AH0410H SCLCR 03-0515					15	2.5	15	5		
	AH0610H SCLCR 03-0732					32	3.5	11	7		
	AH0610H SCLCR 04-0732		0401○○			32	3.5	11	7	BFTX0206	
	AH0712H SCLCR 06-0936	CCMT	0602○○	12		36	4.5	12	9	BFTX02506	TRX08
CARBIDE	C04G SCLCR/L 03-05	CCGT CCET	0301○○	4	90	10	2.5	15	5	BFTX01606	TRX06
	C05H SCLCR/L 03-06			5	100	10	3	13	6		
	C06J SCLCR/L 03-07			6	110	10	2.5	11	7		
	E04G SCLCR/L 03-05			4	90	10	2.5	15	5		
	E05H SCLCR/L 03-06			5	100	10	3	15	6		
	E06J SCLCR/L 03-07			6	110	10	2.5	11	7		
	E06J SCLCR/L 04-07		0401○○	6	110	10	2.5	11	7	BFTX0206	

SWUB (HSS/CARBIDE) Mini Boring Bar 極小徑抗震刀架

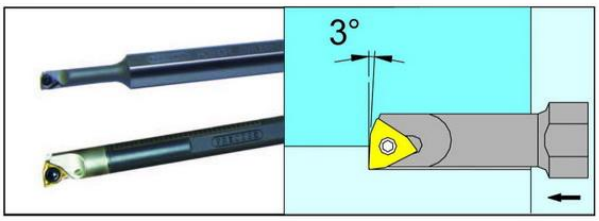

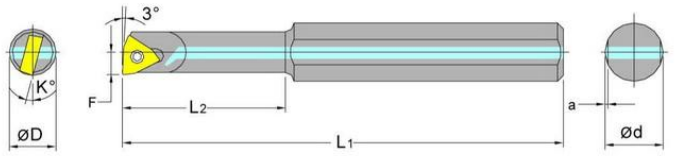

■ Right hand tool holder shown.

	Order number	Insert number		Dimensions (mm) Ød	L1	L2	F	K°	Min cutting diameter	Clamp screw	Wrench
HSS 高速鋼	H0510H SWUBR 06-0612	WBMT WBGT	0601○○	10	100	12	3	15	6	BFTX0206	TRX06
	H0510H SWUBR 06-0621					21					
	H0710H SWUBR 06-0828					28	4	13	8		
	H0710H SWUBR 06-0820					20		15			
	H0710H SWUBR 08-0828		0802○○			28		13			
AHSS	AH0510H SWUBR 06-0621	WBMT WBGT	0601○○	10	100	21	3	15	6	BFTX0206	TRX06
	AH0710H SWUBR 06-0828					28	4	13	8		
CARBIDE	C05H SWUBR/L06-06	WBMT WBGT	0601○○	5	100	10	3	15	6	BFTX0206	TRX06
	E05H SWUBR/L06-06			5	100	10	3	15	6		
	E06J SWUBR/L 06-07			6	110	10	3.5	13	7		

BORING SYSTEM

SCLC (HSS/CARBIDE)

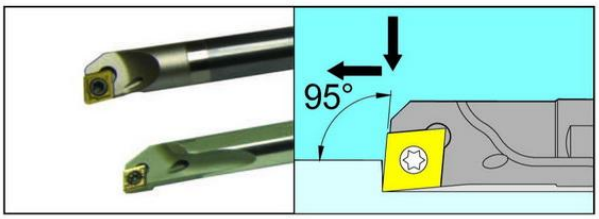

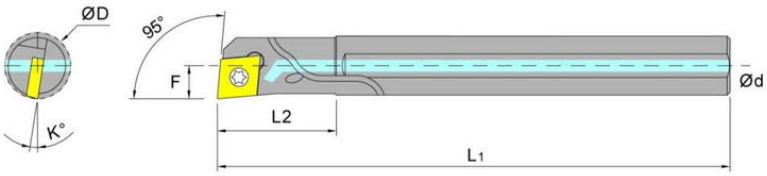

■ Right hand tool holder shown.

B

	Order number	Insert number		Dimensions (mm) Ød	L1	L2	F	a	K°	Min cutting diameter	Clamp screw	Wrench
STEEL 鋼	S08H SCLCR/L-06	CCMT CCGT	0602○○	8	100	20	5	0.5	13	10	BFTX02506	TRX08
	S10K SCLCR/L-06			10	125	20	6	0.5	12	12		
	S12M SCLCR/L-06			12	150	20	7	0.5	12	14		
	S12M SCLCR/L-09		09T3○○	12	150	23	9	0.5	10	14	BFTX0407	TRX15
	S14N SCLCR/L-09			14	160	25	9	0.5	9	18		
	S14N SCLCR/L-06		0602○○	14	160	25	9	0.5	9	18	BFTX02506	TRX08
	S16N SCLCR/L-09		09T3○○	16	160	27	11	1	8	18	BFTX0407	TRX15
	S20Q SCLCR/L-09			20	180	27	13	1	7	23		
	S25R SCLCR/L-09			25	200	40	15.5	1	7	28		
	S32S SCLCR/L-09			32	250	45	18	1.5	5	36		
	S32S SCLCR/L-12		1204○○	32	250	45	18	1.5	5	36	BFTX0511	
	S40T SCLCR/L-12			40	300	45	18	1.5	5	44		
COOLANT 中心出水	A08H SCLCR/L-06	CCMT CCGT	0602○○	8	100	20	5	0.5	13	10	BFTX02506	TRX08
	A10K SCLCR/L-06			10	125	20	6	0.5	12	12		
	A12M SCLCR/L-06			12	150	20	7	0.5	12	14		
	A12M SCLCR/L-09		09T3○○	12	150	23	9	0.5	10	14	BFTX0407	TRX15
	A16N SCLCR/L-09			16	160	27	11	1	8	18		
	A20Q SCLCR/L-09			20	180	27	13	1	7	23		
	A25R SCLCR/L-09			25	200	40	15.5	1	7	28		
	A32S SCLCR/L-09			32	250	45	18	1.5	5	36		
	A32S SCLCR/L-12		1204○○	32	250	45	18	1.5	5	36	BFTX0511	
	A40T SCLCR/L-12			40	300	45	18	1.5	5	44		
HSS 高速鋼	H08K SCLCR-06	CCMT CCGT	0602○○	8	125	20	5	0.5	13	10	BFTX02506	TRX08
	H10K SCLCR-06			10	125	20	6	0.5	12	12		
	H12M SCLCR-06			12	150	20	7	0.5	12	14		
	H12M SCLCR-09		09T3○○	12	150	23	9	0.5	10	14	BFTX0407	TRX15
	H16Q SCLCR-09			16	180	27	11	1	8	18		
	H20R SCLCR-09			20	200	27	13	1	7	23		
	H25R SCLCR-09			25	200	40	15.5	1	7	28		
AHSS 高速鋼出水	AH08K SCLCR/L-06	CCMT CCGT	0602○○	8	125	20	5	0.5	13	10	BFTX02506	TRX08
	AH10K SCLCR/L-06			10	125	20	6	0.5	12	12		
	AH12M SCLCR/L-06			12	150	20	7	0.5	12	14		
	AH12M SCLCR/L-09		09T3○○	12	150	23	9	0.5	10	14	BFTX0407	TRX15
	AH16Q SCLCR/L-09			16	180	27	11	1	8	18		
	AH20R SCLCR/L-09			20	180	27	13	1	7	23		
	AH25R SCLCR/L-09			25	200	40	15.5	1	7	28		
	AH25R SCLCR/L-12		1204○○	25	200	40	15.5	1	7	28	BFTX0511	
CARBIDE 鎢鋼出水	E08K SCLCR/L-06	CCGT CCMT	0602○○	8	125	20	5	13		10	BFTX02506	TRX08
	E10K SCLCR/L-06			10	125	20	6	12		12		
	E10M SCLCR/L-06			10	150	20	6	12		12		
	E12M SCLCR/L-06			12	150	20	7	12		14		
	E12Q SCLCR/L-06			12	180	20	7	12		14		
	E12M SCLCR/L-09		09T3○○	12	150	20	7	12		14	BFTX0407	TRX15
	E16Q SCLCR/L-09			16	180	20	7	12		14		
	E16R SCLCR/L-09			16	200	27	11	8		18		
	E20R SCLCR/L-09			20	200	27	13	7		23		
	E20S SCLCR/L-09			20	250	27	13	7		23		

SCKC

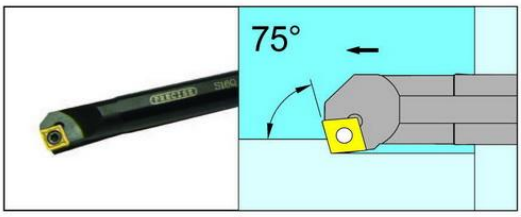

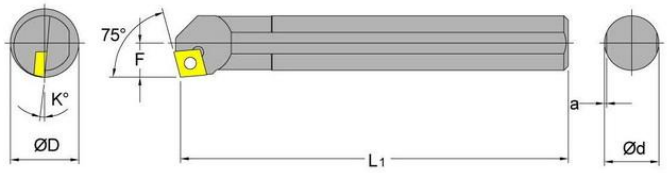

B

■ **Right hand tool holder shown.**

	Order number	Insert number		Dimensions (mm)				Min cutting diameter	Clamp screw	Wrench
				ød	F	L1	K°			
STEEL 鋼	S08H SCKCR/L-06	CCMT CCGT	0602○○	8	5	100	9	10	BFTX02506	TRX08
	S10K SCKCR/L-06			10	6	125	7	12		
	S12M SCKCR/L-06			12	7	150	6	14		
	S12M SCKCR/L-09		09T3○○	12	8	150	9	16	BFTX0407	TRX15
	S16Q SCKCR/L-09			16	9	180	7	18		
	S20R SCKCR/L-09			20	12.5	200	5	25		
	S25R SCKCR/L-09			25	16	200	5	32		

SSKC

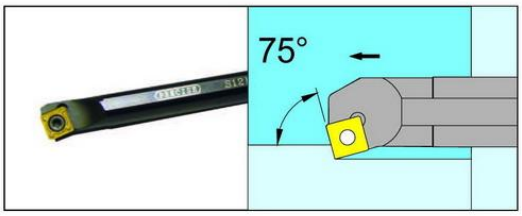

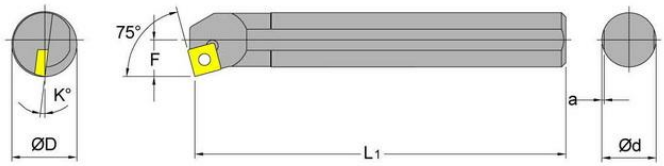

■ **Right hand tool holder shown.**

	Order number	Insert number		Dimensions (mm)				Min cutting diameter	Clamp screw	Wrench
				ød	F	L1	K°			
STEEL 鋼	S12M SSKCR/L-09	SCMT	09T3○○	12	8	150	12	16	BFTX0407	TRX15
	S16Q SSKCR/L-09			16	11	180	10	20		
	S20R SSKCR/L-09			20	13	200	8	25		
	S25R SSKCR/L-09			25	17	200	7	30		
	S32S SSKCR/L-09			32	21	250	6	40		

SCZC

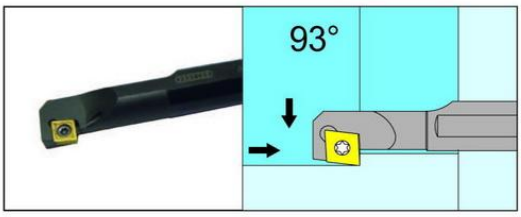

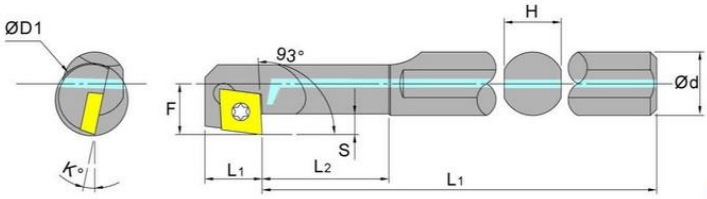

■ **Right hand tool holder shown.**

	Order number	Insert number		Dimensions (mm)							Min cutting diameter	Clamp screw	Wrench
				ød	L	L1	L2	F	S	K°			
COOLANT 中心出水	A08H SCZCR/L-06	CCMT	0602○○	08	100	10	16	7	3	13	10	BFTX 02506	TRX08
	A10K SCZCR/L-06			10	125		20	8		12	12		
	A12M SCZCR/L-06			12	150		24	9		10	14		
	A16N SCZCR/L-09		09T3○○	16	160	15	32	12.5	4.5	9	18	BFTX 0407	TRX15
	A20Q SCZCR/L-09			20	180		40	14.5		7	22		
	A25R SCZCR/L-09			25	200		50	17		7	27		

SCLP

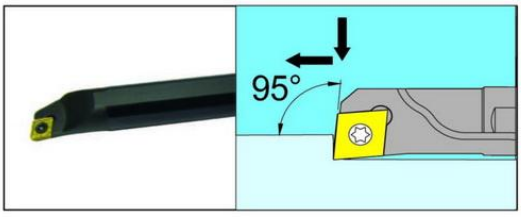

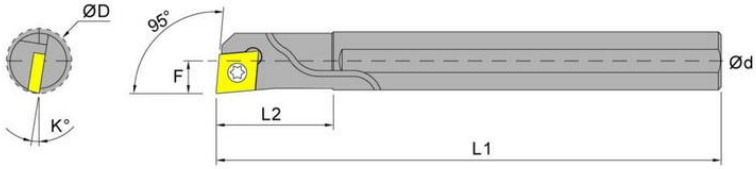

■ **Right hand tool holder shown.**

	Order number	Insert number		Dimensions (mm)					Min cutting diameter	Clamp screw	Wrench
				ød	L1	L2	F	K°			
STEEL 鋼	S10K SCLPR/L-08	CPMT	0802○○	10	125	16	6	-5	12	BFTX0310	TRX10
	S12M SCLPR/L-08			12	150	22	8	-2	16		
	S16Q SCLPR/L-09		0903○○	16	180	25	10	-2	20	BFTX0407	TRX15
	S20R SCLPR/L-09			20	200	30	12.5	0	25		
	S25R SCLPR/L-09			25	200	30	14	-1	28		

STFC

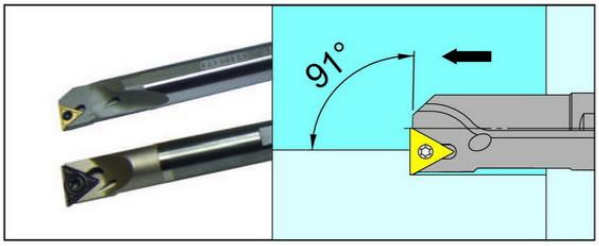

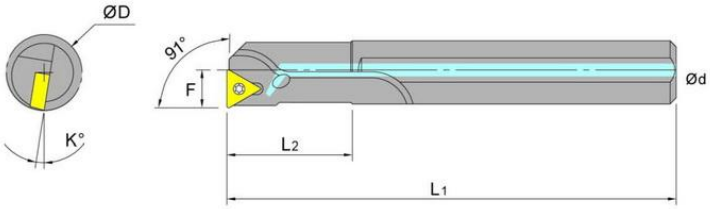

B

■ **Right hand tool holder shown.**

	Order number	Insert number		Dimensions (mm) d	L1	L2	F	a	K°	Min cutting diameter	Clamp screw	Wrench
STEEL 鋼	S08H STFCR/L-09	TCMT TCGT	0902○○	8	100	15	6	0.5	13	10	BFTX02506	TRX08
	S10K STFCR/L-11		1102○○	10	125	16	7	0.5	12	12		
	S12M STFCR/L-11			12	150	20	9	0.5	10	14		
	S16N STFCR/L-11			16	160	25	11	1	8	18		
	S20Q STFCR/L-11			20	180	32	13	1	7	23		
	S25R STFCR/L-16		16T3○○	25	200	40	17	1	5	28	BFTX0407	TRX15
	S32S STFCR/L-16			32	250	48	20	1	5	38		
	S40T STFCR/L-16			40	300	50	24	1	5	46		
COOLANT 中心出水	A08H STFCR/L-09	TCMT TCGT	0902○○	8	100	15	6	0.5	13	10	BFTX02506	TRX08
	A10K STFCR/L-11		1102○○	10	125	16	7	0.5	12	12		
	A12M STFCR/L-11			12	150	20	9	0.5	10	14		
	A16N STFCR/L-11			16	160	25	11	1	8	18		
	A20Q STFCR/L-11			20	180	32	13	1	7	23		
	A25R STFCR/L-16		16T3○○	25	200	40	17	1	5	28	BFTX0407	TRX15
HSS 高速鋼	H08K STFCR/L-09	TCMT TCGT	0902○○	8	125	15	6	0.5	13	10	BFTX02506	TRX08
	H10K STFCR/L-11		1102○○	10	125	16	7	0.5	12	12		
	H12M STFCR/L-11			12	150	20	9	0.5	10	14		
	H16Q STFCR/L-11			16	180	25	11	1	8	18		
	H20R STFCR/L-11			20	200	32	13	1	7	23		
	H25R STFCR/L-16		16T3○○	25	200	40	17	1	5	28	BFTX0407	TRX15
AHSS 高速鋼中心出水	AH08K STFCR/L-09	TCMT TCGT	0902○○	8	125	15	6	0.5	13	10	BFTX02506	TRX08
	AH10K STFCR/L-11		1102○○	10	125	16	7	0.5	12	12		
	AH12M STFCR/L-11			12	150	20	9	0.5	10	14		
	AH16Q STFCR/L-11			16	180	25	11	1	8	18		
	AH20R STFCR/L-11			20	200	32	13	1	7	23		
	AH25R STFCR/L-16		16T3○○	25	200	40	17	1	5	28	BFTX0407	TRX15
	AH25S STFCR/L-16			25	250	40	17	1	5	28		
CARBIDE 鎢鋼中心出水	E08K STFCR/L-09	TCMT TCGT	0902○○	8	125	20	5	13		10	BFTX02506	TRX08
	E10K STFCR/L-11		1102○○	10	125	20	6	12		12		
	E12M STFCR/L-11			12	150	20	7	10		14		
	E12Q STFCR/L-11			12	180	20	7	10		14		
	E16Q STFCR/L-11			16	180	27	9	8		18		
	E16R STFCR/L-11			16	200	27	12.5	8		23		
	E20R STFCR/L-11			20	200	27	12.5	7		23		
	E20S STFCR/L-11			20	250	27	12.5	7		23		

BORING SYSTEM

STUP(BBPT)

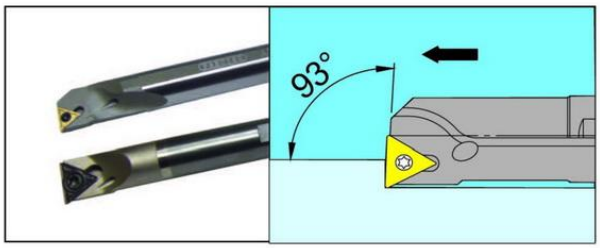

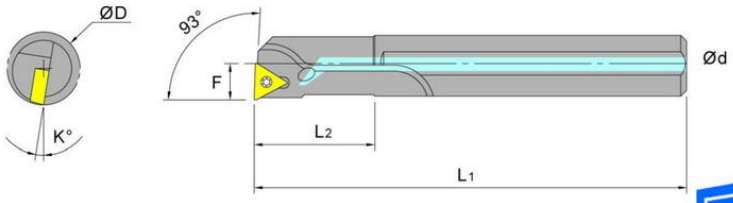

B

■ **Right hand tool holder shown.**

	Order number	Insert number		Dimensions (mm)					Min cutting diameter	Clamp screw	Wrench
				Ød	L1	L2	F	K°			
STEEL 鋼	S08H STUBR/L-06	TBGT	0601○○	8	100	20	4	-12	8	BFTX0206	TRX06
	S08H STUPR/L-08	TPGH	0802○○	8	100	18	5	-8	10		
	S10K STUPR/L-11	TPGH TPMH TPMT	1103○○	10	125	23	6	-5	12	BFTX0306	TRX10
	S12M STUPR/L-11			12	150	23	7	-4	14		
	S16N STUPR/L-11			16	160	25	9	-2	18	BFTX0310	
	S20Q STUPR/L-11			20	180	30	12.5	0	23		
	S20Q STUPR/L-16		1604○○	20	180	30	12.5	0	25	BFTX0407	TRX15
	S25R STUPR/L-16			25	200	30	12.5	0	28		
COOLANT 中心出水	A08H STUBR/L-06	TBGT	0601○○	8	100	20	4	-12	8	BFTX0206	TRX06
	A08H STUPR/L-08	TPGH	0802○○	8	100	18	5	-8	10		
	A10K STUPR/L-11	TPGH TPMT	1103○○	10	125	23	6	-5	12	BFTX0306	TRX10
	A12M STUPR/L-11			12	150	23	7	-4	14		
	A16N STUPR/L-11			16	160	25	9	-2	18	BFTX0310	
	A20Q STUPR/L-11			20	180	30	12.5	0	23		
	A25R STUPR/L-16		1604○○	25	200	30	12.5	0	28	BFTX0407	TRX15
HSS 高速鋼	H08K STUBR/L-06	TBGT	0601○○	8	125	20	4	-12	8	BFTX0206	TRX06
	H08K STUPR/L-08	TPGH	0802○○	8	125	18	5	-8	10		
	H10K STUPR/L-11	TPGH TPMT	1103○○	10	125	23	6	-5	12	BFTX0306	TRX10
	H12M STUPR/L-11			12	150	23	7	-4	14		
	H16Q STUPR/L-11			16	180	25	9	-2	18	BFTX0310	
	H20R STUPR/L-11			20	200	30	12.5	0	25		
	H25R STUPR/L-16		1604○○	25	200	30	12.5	0	28	BFTX0407	TRX15
AHSS 高速鋼出水	AH08K STUBR/L-06	TBGT	0601○○	8	125	20	4	-12	8	BFTX0206	TRX06
	AH08K STUPR/L-08	TPGH	0802○○	8	125	18	5	-8	10		
	AH10K STUPR/L-11	TPGH TPMT	1103○○	10	125	23	6	-5	12	BFTX0306	TRX10
	AH12M STUPR/L-11			12	150	23	7	-4	14		
	AH16Q STUPR/L-11			16	180	25	9	-2	18	BFTX0310	
	AH20R STUPR/L-11			20	200	30	12.5	0	25		
	AH25R STUPR/L-16		1604○○	25	200	35	14	0	28	BFTX0407	TRX15
	AH25S STUPR/L-16			25	250	35	14	0	28		
CARBIDE 鎢鋼出水	E06J STUBR/L-06	TBGT	0601○○	6	110	20	4	12	8	BFTX0206	TRX06
	E08K STUPR/L-08	TPGH	0802○○	8	125	20	5	8	10		
	E10K STUPR/L-11	TPGH TPMT	1103○○	10	125	20	6	5	12	BFTX0306	TRX10
	E10M STUPR/L-11			10	150	20	6	5	12		
	E12M STUPR/L-11			12	150	20	7	4	14	BFTX0310	
	E12Q STUPR/L-11			12	180	20	7	4	14		
	E16Q STUPR/L-11			16	180	27	9	2	18		
	E16R STUPR/L-11			16	200	27	9	2	18		
	E20R STUPR/L-11			20	200	27	12.5	0	23		
	E20S STUPR/L-11			20	250	27	12.5	0	23		

SDUC

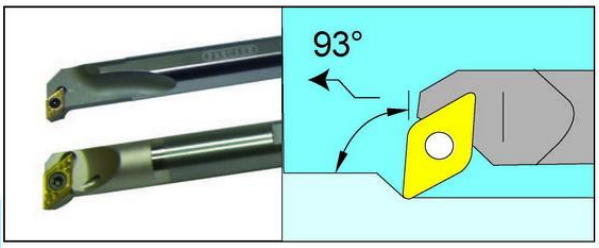

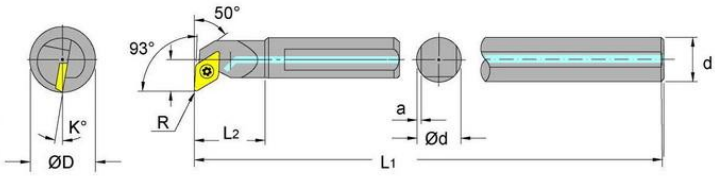

B

■ **Right hand tool holder shown.**

	Order number	Insert number		Dimensions (mm) d	L1	L2	F	a	K°	S	Min cutting diameter	Clamp screw	Wrench
STEEL 鋼	S10K SDUCR/L-07	DCMW DCMT DCGW	0702○○	10	125	20	8.3	0.5	-8	3.3	14	BFTX02506	TRX08
	S12M SDUCR/L-07			12	150	25	9.3	0.5	-8		16		
	S16Q SDUCR/L-07			16	180	25	11.3	1	-6		20		
	S20Q SDUCR/L-11		11T3○○	20	180	30	16.1	1	-6	6.1	26	BFTX0407	TRX15
	S25R SDUCR/L-11			25	200	40	18.6	1	5		32		
	S32S SDUCR/L-11			32	250	50	22.1	1	5		40		
	S40T SDUCR/L-11			40	300	60	27	1	5	6.1	50		
COOLANT 中心出水	A10K SDUCR/L-07	DCMW DCMT DCGW	0702○○	10	125	20	8.3	0.5	-8	3.3	14	BFTX02506	TRX08
	A12M SDUCR/L-07			12	150	25	9.3	0.5	-8		16		
	A16Q SDUCR/L-07			16	180	25	11.3	1	-6		20		
	A20Q SDUCR/L-11		11T3○○	20	180	30	16.1	1	-6	6.1	26	BFTX0407	TRX15
	A25R SDUCR/L-11			25	200	40	18.6	1	5		32		
	A32S SDUCR/L-11			32	250	50	22.1	1	5		40		
	A40T SDUCR/L-11			40	300	60	27	1	5	6.1	50		
HSS 高速鋼	H10K SDUCR/L-07	DCMW DCMT DCGW	0702○○	10	125	20	8.3	0.5	-8	3.3	14	BFTX02506	TRX08
	H12M SDUCR/L-07			12	150	25	9.3	0.5	-8		16		
	H16Q SDUCR/L-07			16	180	25	11.3	1	-6		20		
	H20R SDUCR/L-11		11T3○○	20	200	30	16.1	1	-6	6.1	26	BFTX0407	TRX15
AHSS 高速鋼出水	AH10K SDUCR/L-07	DCMW DCMT DCGW	0702○○	10	125	20	8.3	0.5	-8	3.3	14	BFTX02506	TRX08
	AH12M SDUCR/L-07			12	150	25	9.3	0.5	-8		16		
	AH16Q SDUCR/L-07			16	180	25	11.3	1	-6		20		
	AH20R SDUCR/L-11		11T3○○	20	200	30	16.1	1	-6	6.1	26	BFTX0407	TRX15
	AH25R SDUCR/L-11			25	200	40	18.6	1	5		32		
CARBIDE 鎢鋼出水	E08K SDUCR/L-07	DCMW DCMT DCGW	0702○○	8	125	20	8.3	0.5	-8	3.3	12	BFTX02506	TRX08
	E10K SDUCR/L-07			10	125	20	8.3	0.5	-8	3.3	14		
	E10M SDUCR/L-07			10	150	20	8.3	0.5	-8	3.3	14		
	E12M SDUCR/L-07			12	150	25	9.3	0.5	-8	3.3	16		
	E12Q SDUCR/L-07			12	180	25	11.3	0.5	-8	3.3	16		
	E16Q SDUCR/L-07			16	180	25	16.1	1	-6	6.1	20		
	E16R SDUCR/L-07			16	200	25	16.1	1	-6	6.1	20		
	E20R SDUCR/L-11		11T3○○	20	200	30	18.6	1	5	6.1	26	BFTX0407	TRX15
	E20S SDUCR/L-11			20	250	30	18.6	1	5	6.1	26		

BORING SYSTEM

SDQC

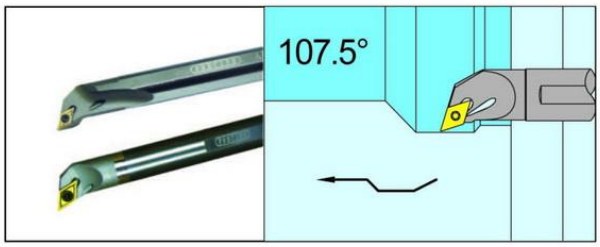

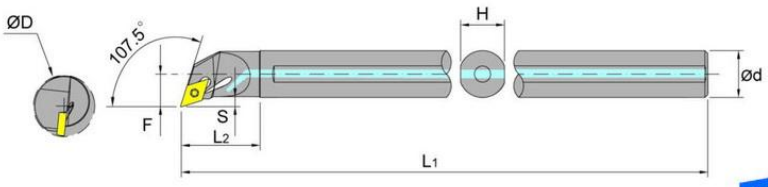

B

■ **Right hand tool holder shown.**

	Order number	Insert number		Dimensions (mm)							Min cutting diameter	Clamp screw	Wrench
				d	L1	L2	F	a	K°	S			
STEEL 鋼	S10K SDQCR/L-07	DCMT DCGT	0702○○	10	125	20	8	0.5	10	3.0	13	BFTX02506	TRX08
	S12M SDQCR/L-07			12	150	20	9.5	0.5	8	3.5	16		
	S16Q SDQCR/L-07			16	180	30	12	1	6	4	20		
	S20Q SDQCR/L-11		11T3○○	20	180	40	14.5	1	6	4.5	25	BFTX0407	TRX15
	S25R SDQCR/L-11			25	200	40	17	1	5	6	32		
	S32S SDQCR/L-11			32	250	50	22	1	5	6	40		
COOLANT 中心出水	A10K SDQCR/L-07	DCMT DCGT	0702○○	10	125	20	8	0.5	10	3.0	13	BFTX02506	TRX08
	A12M SDQCR/L-07			12	150	20	9.5	0.5	8	3.5	16		
	A16Q SDQCR/L-07			16	180	30	12	1	6	4	20		
	A20Q SDQCR/L-11		11T3○○	20	180	40	14.5	1	6	4.5	25	BFTX0407	TRX15
	A25R SDQCR/L-11			25	200	40	17	1	5	6	32		
	A32S SDQCR/L-11			32	250	50	22	1	5	6	40		
HSS 高速鋼	H10K SDQCR/L-07	DCMT DCGT	0702○○	10	125	20	8	0.5	10	3.0	13	BFTX02506	TRX08
	H12M SDQCR/L-07			12	150	20	9.5	0.5	8	3.5	16		
	H16Q SDQCR/L-07			16	180	30	12	1	6	4	20		
	H20R SDQCR/L-11		11T3○○	20	200	40	14.5	1	6	4.5	25	BFTX0407	TRX15
AHSS 高速鋼出水	AH10K SDQCR/L-07	DCMT DCGT	0702○○	10	125	20	8	0.5	10	3.0	13	BFTX02506	TRX08
	AH12M SDQCR/L-07			12	150	20	9.5	0.5	8	3.5	16		
	AH16Q SDQCR/L-07			16	180	30	12	1	6	4	20		
	AH20R SDQCR/L-11		11T3○○	20	200	40	14.5	1	6	4.5	25	BFTX0407	TRX15
	AH25R SDQCR/L-11			25	200	40	17	1	5	6	32		
CARBIDE 鎢鋼出水	E10K SDQCR/L-07	DCMT	0702○○	10	125	20	7	0.5	10	3.0	13	BFTX02506	TRX08
	E12M SDQCR/L-07			12	150	20	9	0.5	8	3.5	16		
	E12Q SDQCR/L-07			16	180	30	11	0.5	6	4	16		
	E16R SDQCR/L-07			20	200	40	13	1	6	4.5	20		
	E20R SDQCR/L-11		11T3○○	25	200	40	17	1	5	6	25	BFTX0407	TRX15

SDJC

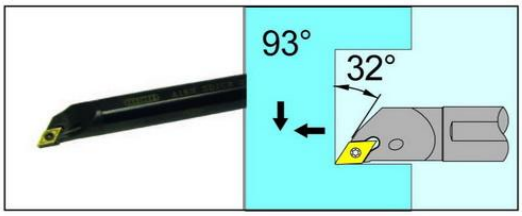

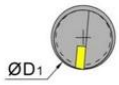

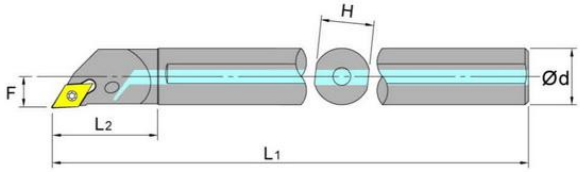

B

■ **Right hand tool holder shown.**

	Order number	Insert number		Dimensions (mm)					Min cutting diameter	Standard corner radius	Clamp screw	Wrench
				ød	L1	L2	F	H	øD1			
STEEL 鋼	S10K SDJCR/L-07	DCMT DCGT	0702○○	10	125	18	6	9	12	0.2	BFTX02506	TRX08
	S12M SDJCR/L-07			12	150	25	7	11	14			
	S16N SDJCR/L-07			16	160	30	9	15	18			
	S20Q SDJCR/L-11		11T3○○	20	180	40	11.5	18	23		BFTX0407	TRX15
	S25R SDJCR/L-11			25	200	45	14	23	28			
COOLANT 中心出水	A10K SDJCR/L-07	DCMT	0702○○	10	125	18	6	9	12	0.2	BFTX02506	TRX08
	A12M SDJCR/L-07			12	150	25	7	11	14			
	A16N SDJCR/L-07			16	160	30	9	15	18			
	A20Q SDJCR/L-11		11T3○○	20	180	40	11.5	18	23		BFTX0407	TRX15
	A25R SDJCR/L-11			25	200	45	14	23	28			

SDZC

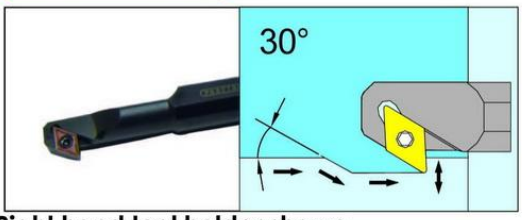

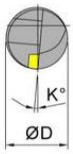

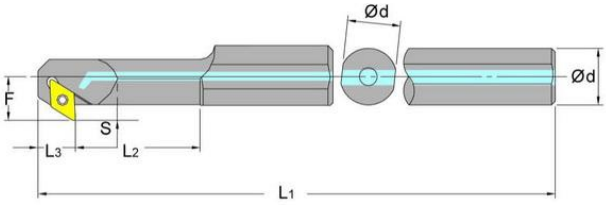

■ **Right hand tool holder shown.**

	Order number	Insert number		Dimensions (mm)							Min cutting diameter	Clamp screw	Wrench
				ød	L1	L2	L3	F	K°	S	øD1		
STEEL 鋼	S10K SDZCR/L07	DCGT DCMT	0702○○	10	125	20.5	9.5	8.3	5	3.5	14	BFTX02506	TRX08
	S12M SDZCR/L07			12	150	20.5	10.5	9.3		3.5	15.5		
	S16Q SDZCR/L07			16	180	35	12.5	11.4		4.5	16		
	S20R SDZCR/L11		11T3○○	20	200	40	15	15.1	5	6.5	20	BFTX0407	TRX15
	S25R SDZCR/L11			25	200	50		17.6			25		
	S32S SDZCR/L11			32	250	60		21.1			32		
	S40T SDZCR/L11			40	300	75		25.1			40		
COOLANT 中心出水	A10K SDZCR/L07	DCGT DCMT	0702○○	10	125	20.5	9.5	8.3	5	3.5	14	BFTX02506	TRX08
	A12M SDZCR/L07			12	150	20.5	10.5	9.3		3.5	15.5		
	A16Q SDZCR/L07			16	180	35	12.5	11.4		4.5	16		
	A20R SDZCR/L11		11T3○○	20	200	40	15	15.1	5	6.5	20	BFTX0407	TRX15
	A25R SDZCR/L11			25	200	50		17.6			25		
	A32S SDZCR/L11			32	250	60		21.1			32		
	A40T SDZCR/L11			40	300	75		25.1			40		

BORING SYSTEM

SDWC

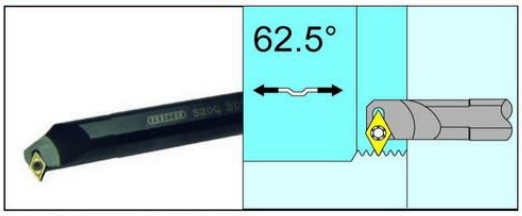

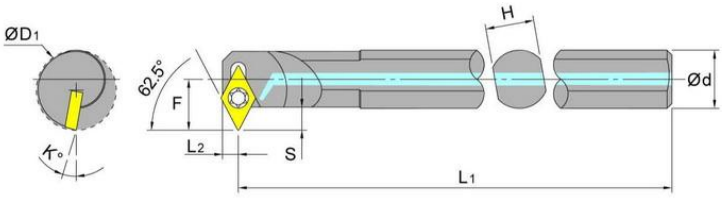

■ **Right hand tool holder shown.**

	Order number	Insert number		Dimensions (mm)						Min cutting diameter	Standard corner radius	Clamp screw	Wrench
				ød	L1	L2	F	S	K°	øD1			
STEEL 鋼	S12M SDWCR/L-07	DCMT DCGT	0702○○	12	150	3	6	4.5	10	17	0.2	BFTX02506	TRX08
	S16N SDWCR/L-07			16	160		7		8	21			
	S20Q SDWCR/L-07			20	180		9		6	25			
	S25R SDWCR/L-11		11T3○○	25	200	4.7	11.5		4	30		BFTX0407	TRX15
	S32S SDWCR/L-11			32	250		14		2	37			
COOLANT 中心出水	A12M SDWCR/L-07	DCMT DCGT	0702○○	12	150	3	6	4.5	10	17	0.2	BFTX02506	TRX08
	A16N SDWCR/L-07			16	160		7		8	21			
	A20Q SDWCR/L-07			20	180		9		6	25			
	A25R SDWCR/L-11		11T3○○	25	200	4.7	11.5		4	30		BFTX0407	TRX15
	A32S SDWCR/L-11			32	250		14		2	37			

STWC

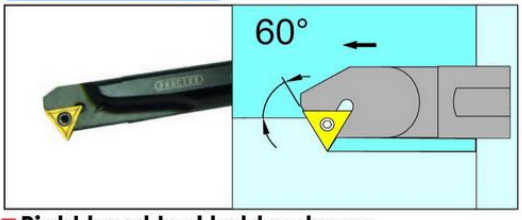

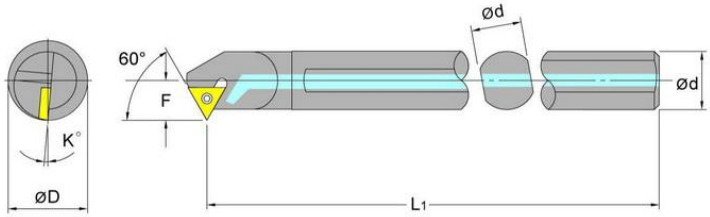

■ **Right hand tool holder shown.**

	Order number	Insert number		Dimensions (mm)				Min cutting diameter	Clamp screw	Wrench
				ød	F	L1	K°	øD1		
STEEL 鋼	S08H STWCR/L-09	TCMT	0902○○	8	6	100	13	10	BFTX02506	TRX08
	S10K STWCR/L-11	TCMT	1102○○	10	6	125	13	12		
	S12M STWCR/L-11			12	8	150	10	16		
	S16N STWCR/L-11			16	10	160	7	20		
	S20Q STWCR/L-11			20	12.5	180	7	25		
	S20Q STWCR/L-16		16T3○○	20	12.5	180	7	25	BFTX0407	TRX15
	S25R STWCR/L-16			25	17	200	5	32		
	S32S STWCR/L-16			32	22	250	3	40		
COOLANT 中心出水	A08H STWCR/L-09	TCMT	0902○○	8	6	100	13	10	BFTX02506	TRX08
	A10K STWCR/L-11	TCMT	1102○○	10	6	125	13	12		
	A12M STWCR/L-11			12	8	150	10	16		
	A16N STWCR/L-11			16	10	160	7	20		
	A20Q STWCR/L-11			20	12.5	180	7	25		
	A20Q STWCR/L-16		16T3○○	20	12.5	180	7	25	BFTX0407	TRX15
	A25R STWCR/L-16			25	17	200	5	32		
	A32S STWCR/L-16			32	22	250	3	40		
	A40T STWCR/L-16			40	32	300	2	50		

SVJC(B)

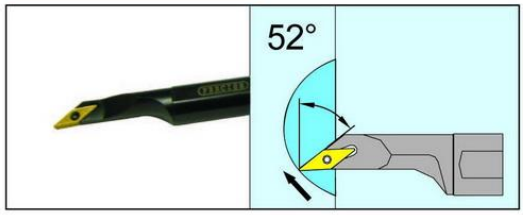

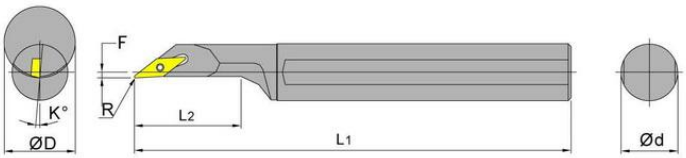

B

■ **Right hand tool holder shown.**

	Order number	Insert number		Dimensions (mm) D	L1	L2	F	K°	Min cutting diameter	Shim	Shim pin	Clamp screw	Wrench
STEEL 鋼	S12M SVJCR/L-08	VCMT VCGT	0802○○	12	150	26	2	5	16	—	—	BFTX 0205	TRX06
	S16Q SVJCR/L-11		1103○○	16	180	36	2	5	18	—	—	BFTX 02506	TRX08
	S20Q SVJCR/L-11			20	180	37.5	2	5	25				
	S25R SVJCR/L-11			25	200	45	3.5	5	30				
	S32R SVJCR/L-16		1604○○	32	200	60	3.5	8	40	SSV32	BCP141	BFTX 03511	TRX15
	S40S SVJCR/L-16			20	250	75	4.5	7	50				
STEEL 鋼	S16Q SVJBR/L-11	VBMT VBGT	1103○○	16	180	36	2	5	18	—	—	BFTX 02506	TRX08	—
	S20Q SVJBR/L-11			20	180	37.5	2	5	25					
	S25R SVJBR/L-11			25	200	45	3.5	5	30					

SVQC(B)

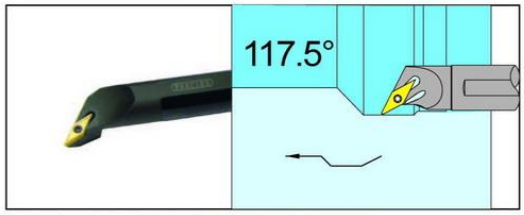

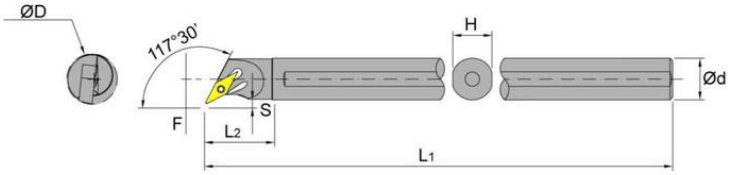

■ **Right hand tool holder shown.**

	Order number	Insert number		Dimensions (mm) d	L1	L2	F	S	K°	Min cutting diameter	Shim	Shim pin	Clamp screw	Wrench
STEEL 鋼	S12M SVQCR/L-11	VCMT VCGT	1103○○	12	150	28	9.5	3.5	7	16	—	—	BFTX 02506	TRX08
	S16Q SVQCR/L-11			16	180	28	11.5	4	5	20				
	S20Q SVQCR/L-16		1604○○	20	180	40	16.5	6.5	5	27	—	—	BFTX 03511	TRX15
	S25R SVQCR/L-16			25	200	40	19	6.5	5	32				
	S32S SVQCR/L-16			32	250	50	22	6	3	40	SSV32	BCP141		
	S40T SVQCR/L-16			40	300	60	27	7	1	50				
STEEL 鋼	S12M SVQBR/L-11	VBMT VBGT	1103○○	12	150	28	9.5	3.5	7	16	—	—	BFTX 02506	TRX08
	S16Q SVQBR/L-11			16	180	28	11.5	4	5	20				
	S20Q SVQBR/L-11			20	180	40	16.5	6.5	5	27				
	S25R SVQBR/L-11			25	200	40	19	6.5	5	32				

BORING SYSTEM

SVUC(B)

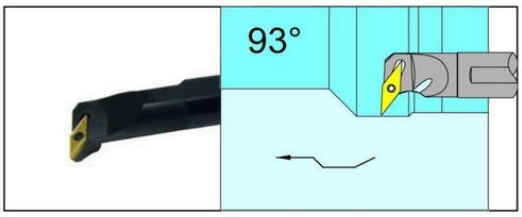

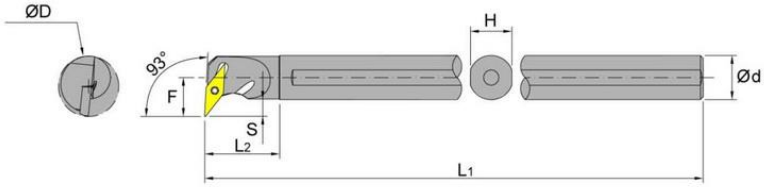

■ **Right hand tool holder shown.**

	Order number	Insert number		Dimensions (mm) d	L1	L2	F	S	K°	Min cutting diameter	Shim	Shim pin	Clamp screw	Wrench
STEEL 鋼	S12M SVUCR/L-08	VCMT VCGT	0802○○	12	150	34	11	5	7	16	–	–	BFTX0205	TRX06
STEEL 鋼	S16Q SVUCR/L-11	VCMT VCGT	1103○○	16	180	33	14.5	7	5	20	–	–	BFTX02506	TRX08
STEEL 鋼	S20Q SVUCR/L-11	VCMT VCGT	1103○○	20	180	43	17	7	5	25	–	–	BFTX02506	TRX08
STEEL 鋼	S25R SVUCR/L-16	VCMT VCGT	1604○○	25	200	40	20.5	8	5	34	–	–	BFTX03511	TRX15
STEEL 鋼	S32S SVUCR/L-16	VCMT VCGT	1604○○	32	250	50	23.5	8.5	3	40	SSV32	BCP 141	BFTX03511	TRX15
STEEL 鋼	S40T SVUCR/L-16	VCMT VCGT	1604○○	40	300	60	29.5	10	1	50	SSV32	BCP 141	BFTX03511	TRX15
STEEL 鋼	S16Q SVUBR/L-11	VBMT VBGT	1103○○	16	180	33	14.5	7	5	20	–	–	BFTX02506	TRX08
STEEL 鋼	S20R SVUBR/L-11	VBMT VBGT	1103○○	20	200	42	17	7	5	25	–	–	BFTX02506	TRX08
STEEL 鋼	S25R SVUBR/L-11	VBMT VBGT	1103○○	25	200	40	20.5	8	5	34	–	–	BFTX02506	TRX08

SRQC

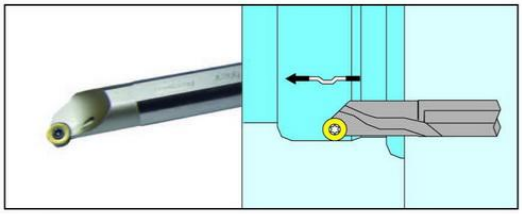

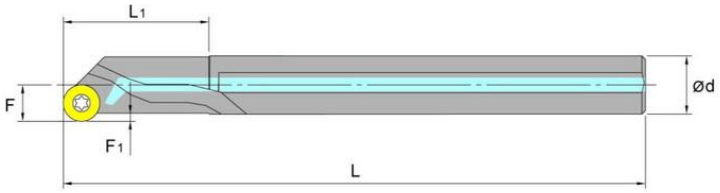

■ **Right hand tool holder shown.**

	Order number	Insert number		Dimensions (mm) d	L	L1	F	F1	Min cutting diameter	Standard corner radius	Clamp screw	Wrench
COOLANT 中心出水	A16N SRQCR/L-10	RCMT RCGT RCGW	1003○○	16	160	40	10	2	20	5	BFTX03509	TRX15
COOLANT 中心出水	A20Q SRQCR/L-10	RCMT RCGT RCGW	1003○○	20	180	50	12.5	2.5	25	5	BFTX03512	TRX15
COOLANT 中心出水	A25R SRQCR/L-12	RCMT RCGT RCGW	1204○○	25	200	50	16	3.5	32	6	BFTX03512	TRX15
COOLANT 中心出水	A32S SRQCR/L-12	RCMT RCGT RCGW	1204○○	32	250	60	20	4	40	6	BFTX03512	TRX15
COOLANT 中心出水	A40T SRQCR/L-12	RCMT RCGT RCGW	1204○○	40	300	25	80	5	50	6	BFTX03512	TRX15

Parting Off 切斷刀板

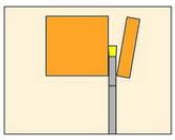

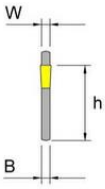

Order number	Insert number	MAX. DIA.	Dimensions (mm) W	B	h	L	H	Wrench
SGFH 26-3	GFN3	75	3	2.4	21	110	26	SL-1
SGFH 32-3		100			25	150	32	
SGIH 26-2	GTN2	75	2	1.6	21	150	26	
SGIH 26-3	GTN3	75	3	2.4	21	110	26	
SGIH 32-3		100			25	110	32	
KTKB 26-3	TKN3	75	3	2.4	21	110	26	
KTKB 32-3		100			25	150	32	
SV 26-3	N151.2-300-4E	75	3	2.4	21	110	26	
SV 32-3		100			25	150	32	
SGTF 26-3	WCFN3	75	3	2.4	21	110	26	
SGTF 32-3		100			25	150	32	
UGHN 26-2	KGT○○	50	2	1.6	21	110	26	
UGHN 26-3		75	3	2.4				
UGHN 26-4		80	4	3.2				
UGHN 32-2		50	2	1.6	25	150	32	
UGHN 32-3		100	3	2.4				
UGHN 32-4		100	4	3.2				

Cutting Block 切斷刀座

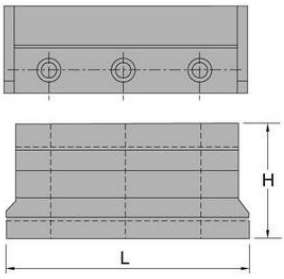

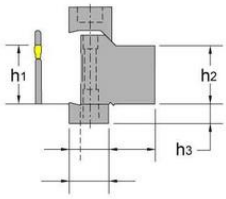

Order number	h1	h2	h3	H	L	Clamp	Screw	Wrench
SBU 16-26	16	16	14	45	80	BCS 15	BX0625	LH-050
SBU 20-26	20	20	10	45	80	BCS 15		
SBU 25-26	26	25	8	45	80	BCS 15		
SBU 20-32	32	20	13.5	50	100	BCS 20		
SBU 25-32	32	25	8.5	50	110	BCS 25		
SBU 32-32	32	32	8	55	110	BCS 32		

KTKH 切斷及切槽刀架

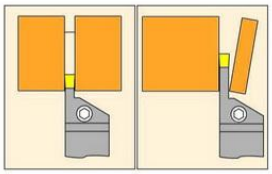

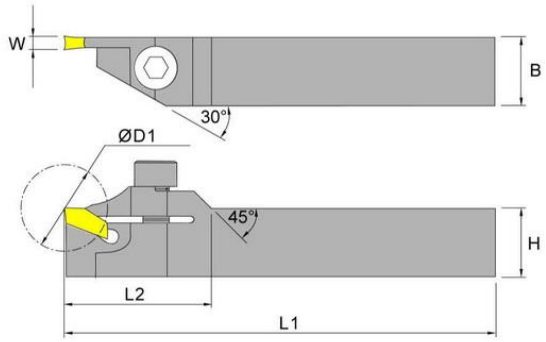

■ Right hand tool holder shown.(For Kyocera Insert)

Order number	Insert number	Dimensions (mm)						Screw	Wrench
		D1	W	H	B	L1	L2		
KTKHR/L 1010K-2	TKN2	20	2.2	10	10	125	17.5	BFT0410	TRX15
1212K-2		20	2.4	12	12	125	17.5		
2020K-2		40	2.4	20	20	125	36	BX0620	LH-050
1616H-3	TKN3	34	3.1	16	16	100	34	BX0616	
2020K-3		45		20	20	125	42	BX0620	
2525M-3		56		25	25	150	47		
2020K-3S		30		20	20	125	36		
2525M-3S		30		25	25	150	36		
2525M-5S	TKN5	40	5.0	25	25	150	36		

C

SGTFR 外徑及切斷刀架



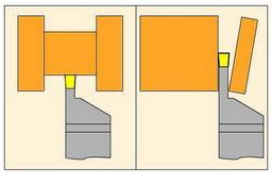

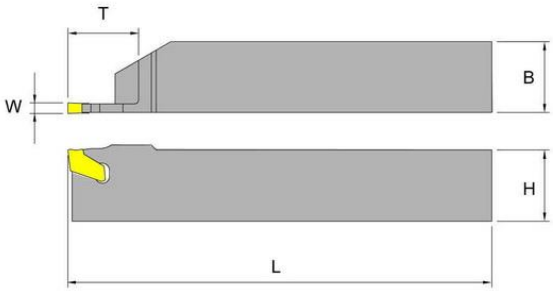

■ Right hand tool holder shown.(For Iscar Insert)

Order number	Insert number	Dimensions (mm)					—	
		H	B	L	T	W	Screw	Wrench
SGTFR 2020K-3T26	GFN-3 GFR/L-3	20	20	125	26	3.0	—	SL-1
2525M-3T26		25	25	150	26			
2020K-4T28	GFN-4 GFR/L-4	20	20	125	28	4.0	—	
2525M-4T32		25	25	150	32			

R/LF151.23 外徑切斷刀架

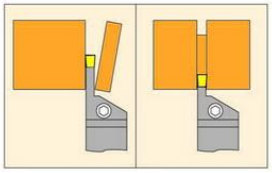

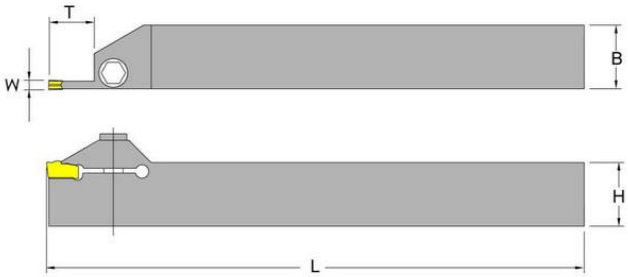

■ Right hand tool holder shown.(For Sandvik Insert)

C

Order number	Insert number	Dimensions (mm) H	B	L	T	W	Screw	Wrench
RF151.23 2020K-3020	N151.2 300-4E	20	20	125	20	3.0	BX0520	LH-040
LF151.23 2020K-3020								
RF151.23 2020K-4020	N151.2 400-4E					4.0		
LF151.23 2020K-4020								
RF151.23 2525M-3020	N151.2 300-4E	25	25	150		3.0		
LF151.23 2525M-3020								
RF151.23 2525M-4020	N151.2 400-4E					4.0		
LF151.23 2525M-4020								
RF151.23 2525M-3025	N151.2 300-4E	25	25	150	25	3.0		
RF151.23 2525M-4025								

GHR 外徑切斷刀架



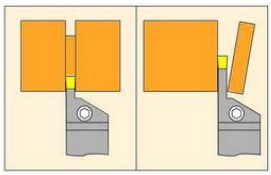

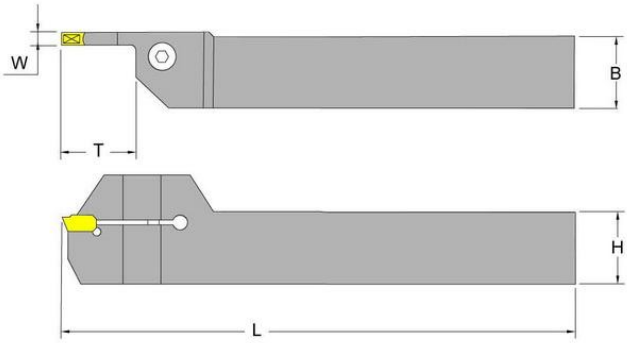

■ Right hand tool holder shown.(For Sumitomo Insert)

Order number	Insert number	Dimensions (mm) W	H	B	L	T	Screw	Wrench
GHR 2020K-3	WCF○3○	3	20	20	125	20	BX0520	LH-040
GHR 2525M-3		3	25	25	150	25		

DGTR/L 外徑切斷刀架

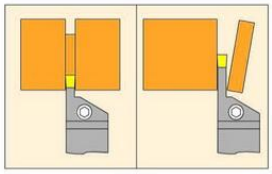

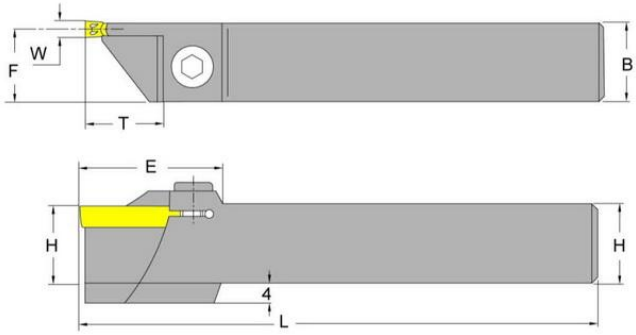

■ **Right hand tool holder shown.(For Iscar Insert)**

Order number	Insert number	Dimensions (mm) W	H	B	L	T	Screw	Wrench
DGTR/L 10B-2D-30	DGN◌	2	10	10	125	15	BX0516	LH-040
12B-2D-30			12	12				
12B-2D-24SH						12	BFTX0410	TRX15
12B-3D-24SH		3						
16B-2D-32		2	16	16		16	BX0516	LH-040
16B-3D-35		3				17.5		
20B-2D-35		2	20	20			BX0520	
20B-3D-40		3				20		
25B-2D-35		2	25	25	150	17.5		
25B-3D-40		3				20		

TGDR/L 外徑香蕉霸王刀



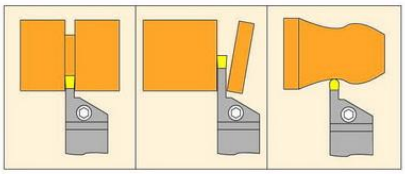

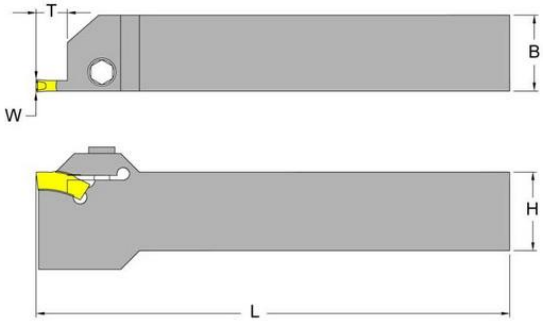

■ **Right hand tool holder shown.(For Iscar Insert)**

Order number	Insert number	Dimensions (mm) W	H	B	L	T	Screw	Wrench
TGDR/L 1616H-3M	TGMF/P 3	3	16	16	100	7.5	BX0516	LH-040
2020K-3M			20	20	125		BX0520	
2020K-4M	TGMF/P 4	4				9.0		
2525M-3M	TGMF/P 3	3	25	25	150	7.5		
2525M-4M	TGMF/P 4	4				15.5		
2525M-5M	TGMF/P 5	5				18		
2525M-6M	TGMF/P 6	6				22		

DGHR/L 外徑霸王刀架

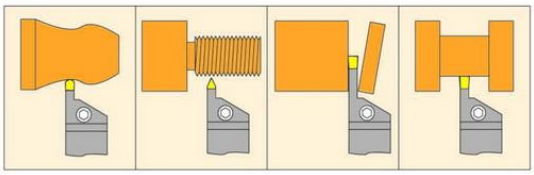

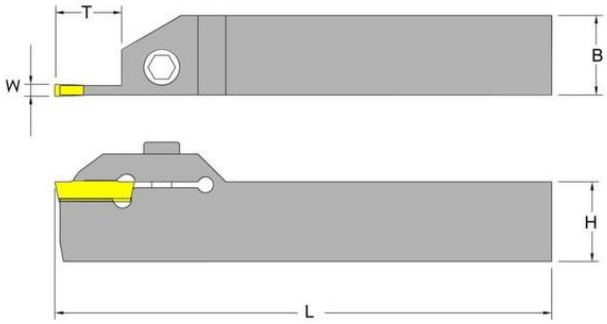

■ **Right hand tool holder shown.(For Mitsubish Insert)**

Order number	Insert number	Dimensions (mm) H	B	L	T	W	Screw	Wrench
DGHR/L 2020K-3S	DGM30CT	20	20	125	11	3.0	BX0520	LH-040
2525M-3S		25	25	150				
2020K-4S	DGM40CT	20	20	125		4.0		
2525M-4S		25	25	150				
2525M-5S	DGM50CT	25	25	150	16	5.0		

Order number	Insert number	Dimensions (mm) H	B	L	T	W	Screw	Wrench
DGHR/L 2020K-2T20E	DGM20CE	20	20	125	20	2.0	BX0520	LH-040
2525M-2T20E		25	25	150				
2020K-3T20E	DGM30CE	20	20	125		3.0		
2525M-3T20E		25	25	150				
2020K-3T20	DGM30CT	20	20	125		3.0		
2525M-3T20		25	25	150				
2020K-4T20	DGM40CT	20	20	125		4.0		
2525M-4T20		25	25	150				
2525M-5T25	DGM50CT	25	25	150	25	5.0		

KGMR/L 外徑霸王刀架

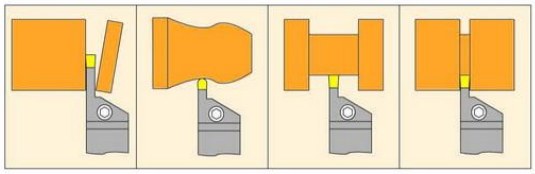

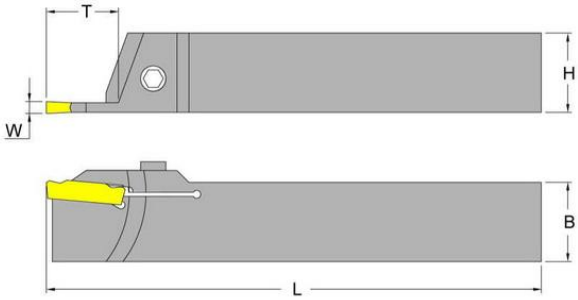

■ **Right hand tool holder shown.(For Kyocera Insert)**

Order number	Insert number	Dimensions (mm) W	H	B	L	T	Screw	Wrench
KGMR/L 2020K-3	GMM3020-○○ GMN3	3.0	20	20	125	9	BX0520	LH-040
2020K-4	GMM4020-○○ GMN4	4.0				10		
2525M-3	GMM3020-○○ GMN3	3.0	25	25	150	9		
2525M-4	GMM4020-○○ GMN4	4.0				10		

Order number	Insert number	Dimensions (mm) W	H	B	L	T	Screw	Wrench
KGMR/L 1010H-2T14	GMM2020-○○ GMM2520-○○	2.2	10	10	100	14	BX0412	LH-030
1212K-2T14			12	12	125	14		
1616K-2T17			16	16		17	BX0516	LH-040
1616K-3T20	GMM3020-○○	3.0	16	16	125	20		
2020K-2T17	GMM2020-○○	2.2	20	20		17	BX0520	
2020K-3T20	GMM3020-○○	3.0				20		
2020K-4T20	GMM4020-○○	4.0						
2525M-2T17	GMM2020-○○	2.2	25	25	150	17		
2525M-3T20	GMM3020-○○	3.0				20		
2525M-4T20	GMM4020-○○	4.0						
2525M-4T25						25		
2525M-5T25	GMM5020-○○	5.0						

GHGR/GHDR 外徑霸王刀架



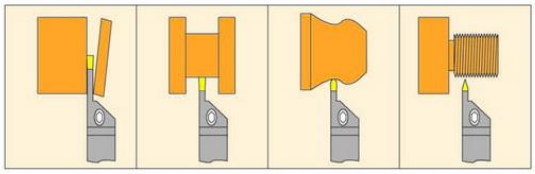

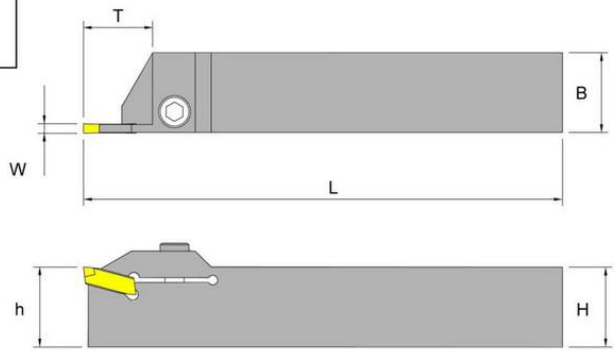

■ **Right hand tool holder shown.(For Iscar Insert)**

Order number	Insert number	Dimensions (mm) W	H	B	L	T	Screw	Wrench
GHGR/L 16-3	GIP-3	3	16	16	125	20	BX0620	LH-050
20-2	GIP-2	2	20	20		17		
20-3	GIP-3	3				20		
20-4	GIP-4	4						
25-2	GIP-2	2	25	25	150	17		
25-3	GIP-3	3				20		
25-4	GIP-4	4						
25-5	GIP-5	5				25		

Order number	Insert number	Dimensions (mm) W	H	B	L	T	Screw	Wrench
GHDR/L 16-2	GIP-2	2	16	16	125	9	BX0620	LH-050
16-3	GIP-3	3						
20-2	GIP-2	2						
20-3	GIP-3	3	20	20	125			
20-4	GIP-4	4				10		
25-2	GIP-2	2	25	25	150	9		
25-3	GIP-3	3						
25-4	GIP-4	4				10		
25-5	GIP-5	5				12		

TTER/L 外徑霸王刀架



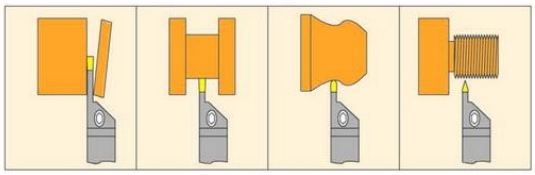

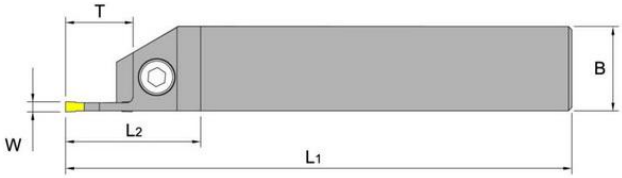

■ **Right hand tool holder shown.(For Taegutec Insert)**

Order number	Insert number	Dimensions (mm) W	H	B	L1	L2	T	Screw	Wrench
TTER/L 1616K-2T09	TD J/C TS J/C TD T TDG TDXU4E	2	16	16	125	40	9	BX0620	LH-050
1616K-3T09		3							
2020K-2T09		2	20	20					
2020K-3T09		3							
2020K-4T10		4					10		
2525M-2T09		2	25	25	150	40	9		
2525M-3T09		3							
2525M-4T10		4					10		
2525M-5T12		5					12		

Order number	Insert number	Dimensions (mm) W	H	B	L1	L2	T	Screw	Wrench
TTER/L 1616K- 2T17	TD J/C TS J/C TD T TDG TDXU4E	2	16	16	125	40	17	BX0620	LH-050
1616K-3T20		3					20		
2020K-2T17		2	20	20			17		
2020K-3T20		3					20		
2020K-4T20		4							
2525M-2T17		2	25	25	150	40	17		
2525M-3T20		3					20		
2525M-4T20		4							
2525M-5T25		5					25		

GYHR/L 外徑霸王刀架



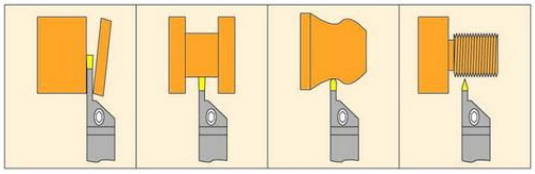

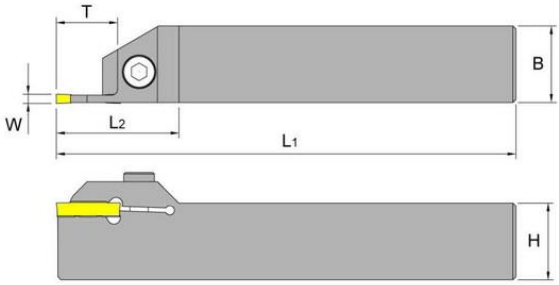

C

■ **Right hand tool holder shown. (For Mitsubish Insert)**

Order number	Insert number	Dimensions (mm)						Screw	Wrench
		W	H	B	L1	L2	T		
GYHR/L 1616K-2T09	GY2M 0200D020N GS/GM/GFGS R/L05-GM (0239E/0250E)	2	16	16	125	40	9	BX0620	LH-050
2020K-2T09			20	20					
2525M-2T09			25	25	150				
1616K-3T09	GY2M 0300F020N GS/GM/GFGS/MS MM/BM/R/L05-GM (0318F)	3	16	16	125				
2020K-3T09			20	20					
2525M-3T12			25	25	150		12		
2020K-4T10	GY2M 0400G020N GS/GM/GFGS/MS/ MM/BMR/L05-GM	4	20	20	125		10		
2525M-4T10			25	25	150				
2525M-5T12	GY2M 0500H020N GS/GM/GFGS/MS/MM/ BM/L05-GM(0475H)	5					12		

GYHR/L 1616K- 2T17	GY2M 0200D020N GS/GM/GFGS R/L05-GM (0239E/0250E)	2	16	16	125	40	17	BX0520	LH-040
2020K-2T17			20	20					
2525M-2T17			25	25	150				
1616K-3T20	GY2M 0300F020N GS/GM/GFGS/MS MM/BM/R/L05-GM (0318F)	3	16	16	125		20	BX0620	LH-050
2020K-3T20			20	20					
2525M-3T20			25	25	150				
2020K-4T20	GY2M 0400G020N GS/GM/GFGS/MS/ MM/BM/R/L05-GM	4	20	20	125				
2525M-4T25			25	25	150		25		
2525M-5T25	GY2M 0500H020N GS/GM/GFGS/MS/ MM/BM/R/L05-GM (0475H)	5							

PCDR/L 外徑切斷刀架

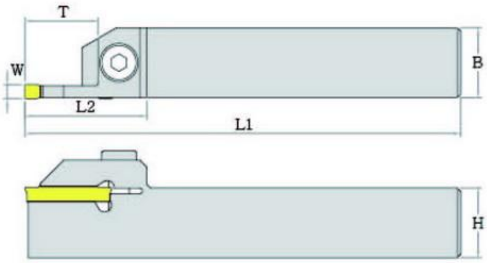

Right hand tool holder shown.(For Precise Insert)

Order number		Insert number	Dimensions (mm)						
			W	H	B	L	T	Screw	Wrench
PCDR/L	1212K 2T12 SH	CD 200R/L/N 250R/L/N (F1/T/M1)	2	12	12	125	12	BFTX0407	TRX 15
	1616K 2T17			16	16		17	BX 0520	LH 040
	2020K 2T17			20	20			BX0620	LH 050
	2525M 2T17			25	25	150			
	1616K 2T14 SH			16	16	125	14	BX 0520	LH 040
	1616K 3T14 SH	CD 300R/L/N (F1/T/M1/R)	3						
	1616K 3T20						20		
	2020K 3T09			20	20		9	BX0620	LH 050
	2020K 3T20						20		
	2525M 3T09			25	25	150	9		
	2525M 3T20						20		
	2020K 4T10	CD 400/N (F1/T/M1/R)	4	20	20	125			
	2020K 4T20								
	2525M 4T10								
	2525M 4T20			25	25	150			
	2525M 5T12	CD 500/N (F1/T/M1/R)	5				12		
	2525M 5T25						25		

PRECISE

THREADING SYSTEM 牙刀

SIR/L

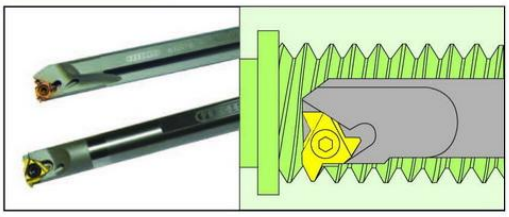

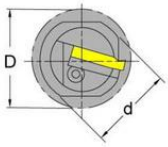

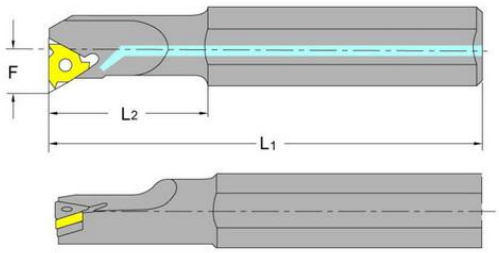

■ Right hand tool holder shown.

	Order number	Insert number	Dimensions (mm) D	L1	L2	d Min cutting diameter	Shim R	Shim L	Screw	Shim Screw	Wrench	Wrench
STEEL 鋼	SIR/L 1205H-06	06IR/L	12	100	12	6.4	—	—	BFTX 0205	—	TRX06	—
	1207K-08	08IR/L	12	125	18	8						
	0008H-08		8	100	20	9.5						
	0010K-11	11IR/L	10	125	—	12	—	—	BFTX 2506	—	TRX08	—
	0012M-11		12	150		14						
	1610M-11		16	150	24	12						
	1613M-11		16	150	32	15						
	1613M-16	16IR/L	16	150	32	15						
	0016M-16		16	150	—	19	—	—	BFTX 03509	—	TRX15	—
	2016P-16		20	170	40	19						
	0020P-16		20	170	—	24	AI-16	AE-16	BFTX 03512	A16/ M3.5	TRX15	LH -030
	0025R-16		25	200		29						
	0032S-16		32	250		36						
	0040T-16		40	300		44						
COOLANT 中心出水	ASIR/L 1205H-06	06 IR/L	12	100	12	6.4	—	—	BFTX 0205	—	TRX06	—
	1207K-08	08 IR/L	12	125	18	8						
	0008H-08		8	100	—	9.5						
	0010K-11	11 IR/L	10	125	—	12	—	—	BFTX 2506	—	TRX08	—
	0012M-11		12	150	—	14						
	1610M-11		16	150	24	12						
	1613M-11		16	150	32	15						
	1613M-16	16 IR/L	16	150	32	15						
	0016P-16		16	170	—	19	—	—	BFTX 03509	—	TRX15	—
	2016P-16		20	170	40	19						
	0020P-16		20	170	—	24	AI-16	AE-16	BFTX 03512	A16/ M3.5	TRX15	LH -025
	0025R-16		25	200		29						
	0032S-16		32	250		36						
	0040T-16		40	300		44						
AHSS 高硬鋼出水	AHSIR 0008K-08	08 IR/L	8	125	—	9.5	—	—	BFTX 0205	—	TRX06	—
	0010K-11	11 IR/L	10	125	—	12			BFTX 2506		TRX08	
	0012M-11		12	150	—	14						
	1613M-16	16IR/L	16	150	32	15	—	—	BFTX 03509	—	TRX15	—
	0016Q-16		16	180	—	19						
	0020Q-16		20	180	—	24	AI-16	AE-16	BFTX 03512	A16/ M3.5		LH-025
CARBIDE 鎢鋼出水	E05H SIR-06	06IR/L	5	100	—	6.4	—	—	BFTX 0205	—	TRX06	—
	E08K SIR-08	08IR/L	8	125	—	9.5						
	E10K SIR-11	11IR/L	10	150	—	12			BFTX 2506		TRX08	
	E12M SIR-11		12	150	—	14						
	E16Q SIR-16	16IR/L	16	180	—	19	—	—	—	—	TRX15	—
	E20R SIR-16		20	200	—	24	AI-16	AE-16	BFTX 03512	A16/ M3.5		LH-025

D

SER/L

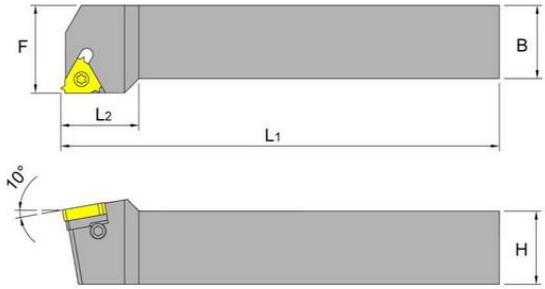

■ **Right hand tool holder shown.**

Order number	Insert number	Dimensions (mm)					Shim R	Shim L	Screw	Shim Screw	Wrench	Wrench
		H	B	L_1	L_2	F						
SER/L 1212H 16	16ER/L	12	12	100	22	20	—	—	BFTX 03509	—	—	TRX15
1616H 16		16	16	100	22	20	AE-16	AI-16	BFTX 03512	A16-M3.5	LH-025	
2020K 16		20	20	125	25	25						
2525M 16		25	25	150	25	32						
3232P 16		32	32	170	25	38						

D

MTHR/L

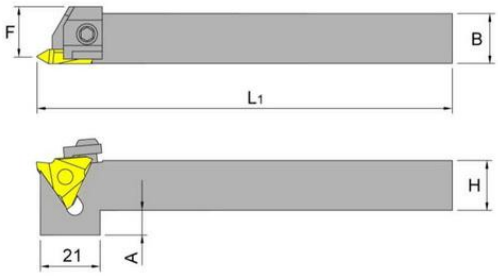

■ **Right hand tool holder shown.**

Order number	Insert number	Dimensions (mm)				Clamp	Clamp screw	Spring	Wrench
		H	B	L_1	F				
MTHR/L 1616H4	MTTR/L 436000 MTTR/L 436004	16	16	100	13.8	MTK1R/L	BS0620	MES3	LH-040
2020K4		20	20	125	17.8				
2525M4		25	25	150	22.8				
3232P4		32	32	170	30				

KTTXR/L

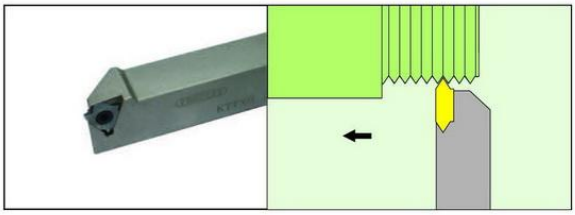

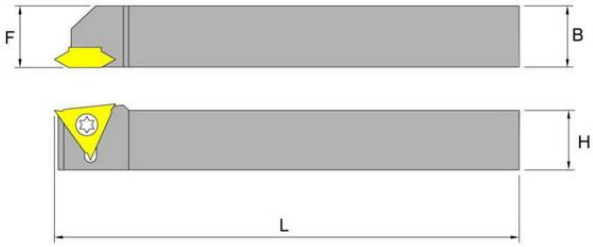

■ **Right hand tool holder shown.** 可加工至螺紋根部

Order number	Insert number	Dimensions (mm)				Screw	Wrench
		H	B	L	F		
KTTXR/L 1010K-16F	TTX32R/L 6000 TTX32R/L 60005 TTX32R/L 6001 TTX32R/L 5001 TTX32R/L 50015	10	10	125	10	BFTX0407	TRX15
1212K-16F		12	12		12		
1616K-16F		16	16		16		
2020K-16F		20	20		20		
2525M-16F		25	25	150	25		

D

KTTR/L

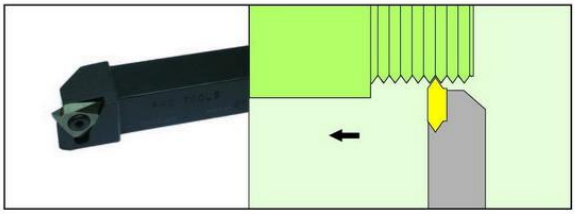



■ **Right hand tool holder shown.**

Order number	Insert number	Dimensions (mm)				Screw	Wrench
		H	B	L	F		
KTTR/L 2020K-22	TT43R/L 6001 TT43R/L 6004 TT43R/L 5501 TT43R/L 5504	20	20	125	25	BFTX0511	TRX15
2525M-22		25	25	150	30		

KTGFR/L



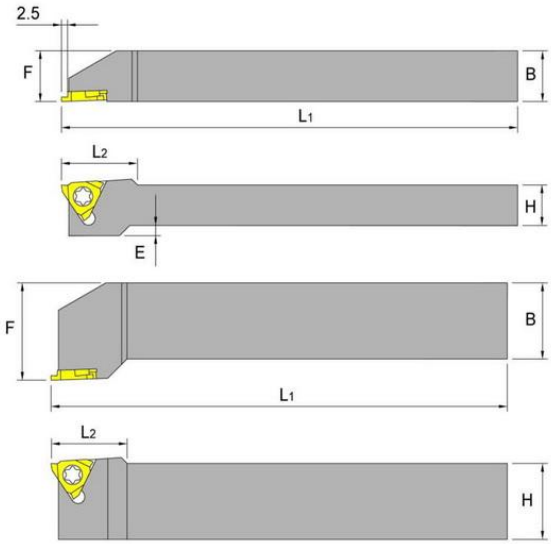

圖1. Fig 1

圖1. Fig 1

圖2. Fig 2

■ Right hand tool holder shown.(For Kyocera Insert)

Order number	Insert number	Dimensions (mm)								Fig圖示
		H	B	L1	L2	F	E	Clamp Screw	Wrench	
KTGFR/L 1010K-16F	TGF32R/L○○	10	10	125	18.5	10	2	BFTX0407	TRX15	Fig 1
1212K-16F		12	12			12	—			
1616K-16F		16	16			16				
2020K-16		20	20		23	25				Fig 2
2525M-16		25	25	150	25	32				

KTGR/L



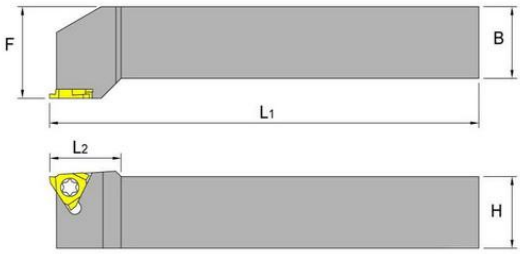

■ Right hand tool holder shown.(For Kyocera Insert)

Order number	Insert number	Dimensions (mm)						
		H	B	L1	L2	F	Clamp Screw	Wrench
KTGR/L 2020K22-15	TG43 R/L 150~230	20	20	125	25	25	BFTX0511	TRX15
2525M22-15		25	25	150		30		
2020K22-25	TG43 R/L 250~330	20	20	125		25		
2525M22-25		25	25	150		30		
2020K22-35	TG43 R/L 350~450	20	20	125		25		
2525M22-35		25	25	150		30		

KGBR/L



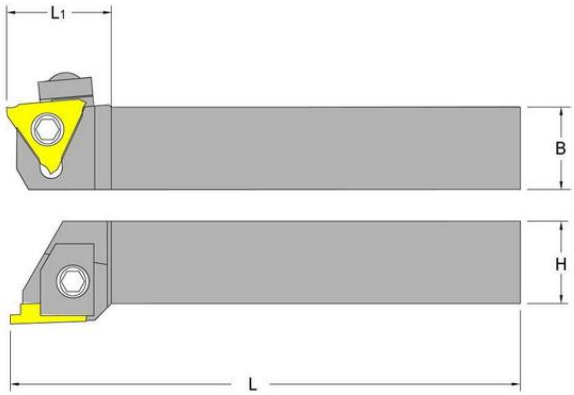

■ **Right hand tool holder shown.(For Kyocera & Mitsubishi Sumitomo Insert)**

Order number	Insert number	Dimensions (mm)				Clamp	Screw	Spring	Wrench
		H	B	L	L_1				
KGBR/L 2020K22-15	GB43R/L125-230 GB43R/L050R-100R MGTR/L43 125-230	20	20	125	25	MTK1R/L	BS0620	MES3	LH040
2525M22-15		25	25	150					
2020K22-25	GB43R/L250-330 GB43R/L125R-150R MGTR/L43 230-330	20	20	125	25				
2525M22-25		25	25	150					
2020K22-35	GB43R/L350-480 GB43R/L200R MGTR/L43 330-470 TGAR/L4300	20	20	125	25				
2525M22-35		25	25	150					

KGBSR/L



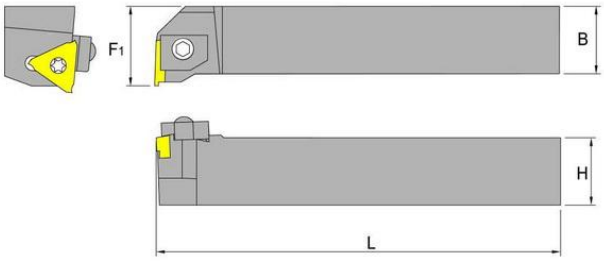

■ **Right hand tool holder shown.(For Sumitomo, Kyocera & Mitsubish Insert)**

Order number	Insert number	Dimensions (mm)				Clamp	Screw	Spring	Wrench
		H	B	L	F_1				
KGBSR/L 2020K22-15	GB43L/R125-230 GB43L/R050R-100R MGTL/R125-230	20	20	125	27	MTK1L/R	BS0620	MES3	LH040
2525M22-15		25	25	150	32				
2020K22-25	GB43L/R250-330 GB43L/R125R-150R MGTL/R43 230-330	20	20	125	27				
2525M22-25		25	25	150	32				
2020K22-35	GB43L/R350-480 GB43L/R200R MGTL/R43 330-470	20	20	125	27				
2525M22-35		25	25	150	32				

SITGF 內徑切槽刀

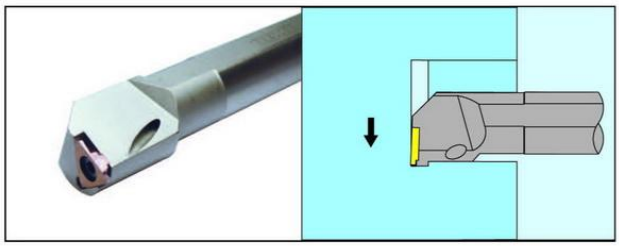

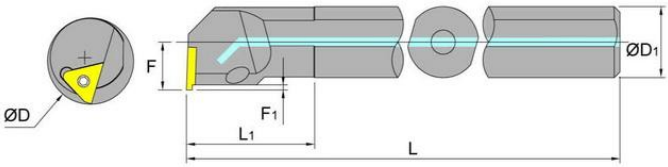

■ **Right hand tool holder shown.(For Kyocera Insert)**

	Order number	Insert number	Dimensions (mm)							
			ØD1	ØD	F	F1	L	L1	Clamp Screw	Wrench
COOLANT	A20Q SITGFR-16	TGF32L-075	20	25	15	3.0	180	40	BFTX0407	TRX15
COOLANT	A25R SITGFR-16	TGF32L-300	25	32	17.5	3.0	200	47		

GIVR 內徑切槽刀

E

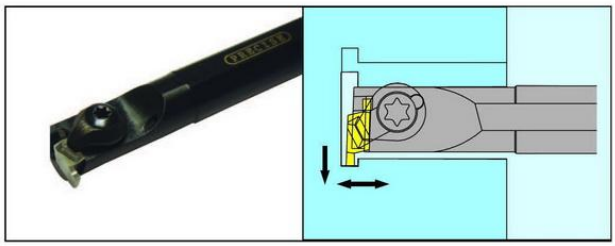

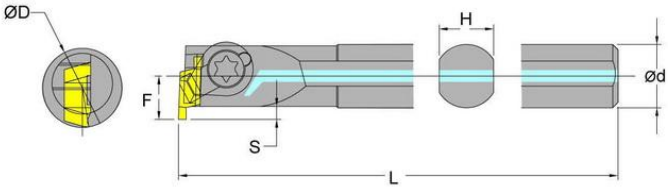

■ **Right hand tool holder shown.(For Kyocera Insert)**

	Order number	Insert number	Dimensions (mm)					Min cutting diameter	Clamp	Wrench
			ød	H	L	F	S	ØD		
STEEL 鋼	GIVR 1108K-1SS	GVR 1SS	8	7	125	6	2.2	11	CPS-4V	TRX10
STEEL 鋼	1310M-1S	GVR 1S	10	9	150	7	2.2	13	CPS-5F	TRX15
STEEL 鋼	1512M-1A	GVR 1A	12	11	150	8	2.2	15		
STEEL 鋼	1916Q-1A		16	14	180	10	2.2	19	CPS-5V	
STEEL 鋼	2020Q-1B	GVR 1B	20	18	180	10	3.2	20		
STEEL 鋼	2520Q-1B		20	18	180	10	3.2	25		
STEEL 鋼	2525Q-1B		25	18	180	10	3.2	25		
COOLANT 中心出水	AGIVR 1108K-1SS	GVR 1SS	8	7	125	6	2.2	11	CPS-4V	TRX10
COOLANT 中心出水	1310M-1S	GVR 1S	10	9	150	7	2.2	13	CPS-5F	TRX15
COOLANT 中心出水	1512M-1A	GVR 1A	12	11	150	8	2.2	15		
COOLANT 中心出水	1916Q-1A		16	14	180	10	2.2	19	CPS-5V	
COOLANT 中心出水	2020Q-1B	GVR 1B	20	18	180	10	3.2	20		

GROOVING SYSTEM

KIGBA 內徑切槽刀



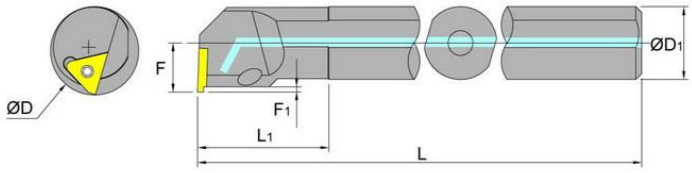

■ **Right hand tool holder shown.(For Sumitomo Kyocera Insert)**

	Order number	Insert number	Dimensions (mm)							
			ØD1	ØD	F	F1	L	L1	Clamp Screw	Wrench
COOLANT	A20Q KIGBAR-16	GBA32L TGAL-3000	20	25	15	3.0	180	40	BFTX0407	TRX15
	A25R KIGBAR-16		25	32	17.5	3.0	200	47		
	A32S KIGBAR-22	GBA43L TGAL-4000	32	40	23	4.0	250	58	BFTX0511	TRX20

FCDG 內徑霸王刀



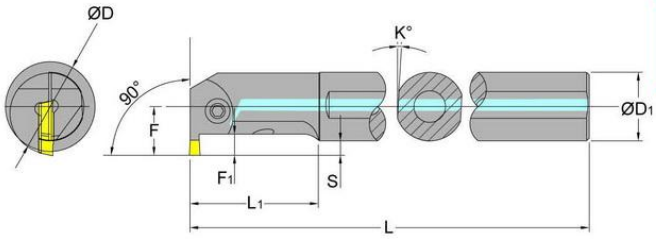

■ **Right hand tool holder shown.(For Mitsubish Insert)**

	Order number	Insert number	Dimensions (mm)									
			ØD	ØD1	F	F1	S	L	L1	K	Clamp Screw	Wrench
STEEL 鋼	FCDG 4120R-3M	DGM30CT	25	20	15	6.5	4.0	200	40	5	BX0416	LH-03
	4125R-3M		32	25	17.5	7.5	5.0	200	47	3		
	4132R-3M		40	32	23	9.0	7.0	250	58	1		
	4120R-4M	DGM40CT DGM40CTB	25	20	14	6.5	4.0	200	40	5	BX0520	LH-040
	4125R-4M		32	25	17.5	7.5	5.0	200	47	3		
	4132R-4M		40	32	23	9.0	7.0	250	58	1		
COOLANT 中心出水	AFCDG 4120R-3M	DGM30CT	25	20	15	6.5	4.0	200	40	5	BX0416	LH-03
	4125R-3M		32	25	17.5	7.5	5.0	200	47	3		
	4132R-3M		40	32	23	9.0	7.0	250	58	1		
	4120R-4M	DGM40CT DGM40CTB	25	20	14	6.5	4.0	200	40	5	BX0520	LH-040
	4125R-4M		32	25	17.5	7.5	5.0	200	47	3		
	4132R-4M		40	32	23	9.0	7.0	250	58	1		

KIGM



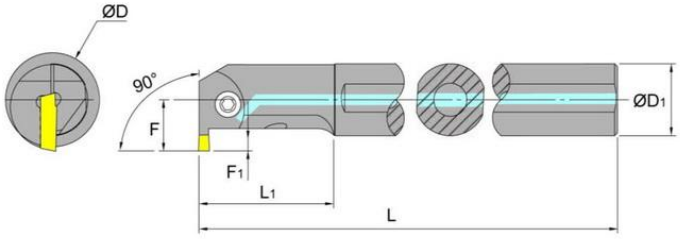

■ **Right hand tool holder shown.(For Kyocera Insert)**

	Order number	Insert number	Dimensions (mm)							Screw	Wrench
			ØD1	ØD	F	F1	L2	L	L1		
COOLANT 中心出水	A16M KIGMR-3V	GMM3015-04V	16	20	11.5	5.5	4.0	150	25	BFTX0511	TRX15
	A20Q KIGMR-3	GMM 3020-04 3020-15R/4020-4	20	25	14.5	7.0	5.0	180	32	BX0514	LH-040
	A25R KIGMR-3		25	32	19	8.5	7.0	200	40	BX0620	LH-050
	A32X KIGMR-3		32	40	23	11	7.0	220	50		
	A25R KIGMR-5	GMM 5020-04 6020-04	25	32	19	8.5	5.0	200	40		
	A32X KIGMR-5		32	40	23.5	11	7.0	220	50		

E

TGIR

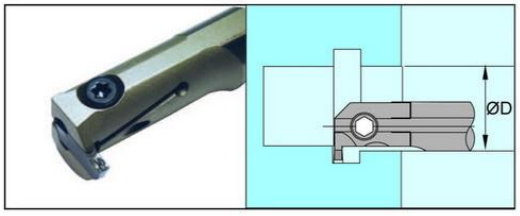

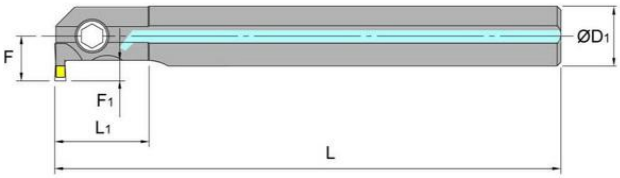

■ **Right hand tool holder shown.(For Iscar Insert)**

	Order number	Insert number	Dimensions (mm)						Screw	Wrench
			ØD	ØD1	F	F1	L	L1		
COOLANT 中心出水	A16N TGIR-3	TGMF-302 TGMF-304 TGMF-315	20.5	16	12.0	5.5	160	25	BFTX0511	TRX15
	A20Q TGIR-3		25	20	14.2	5.5	180	32	BX0514	LH-040
	A25R TGIR-3		32	25	18.8	8.0	200	40	BX0516	LH-050
	A25R TGIR-4	TGMF-402 TGMF-508 TGMF-404 TGMP-506 TGMP-420 TGMP-525	32.5	25	19.5	8.5	200	40		
	A32X TGIR-4		42	32	25.5	11	220	50	BX0620	
	A32X TGIR-6	TGMF-635-08 TGMF-630 TGMF-630	47	32	29.0	17.5	220	50		
	~~A40T TGIR-6~~		47	40	35.2	17.5	300	60		

GEHIR

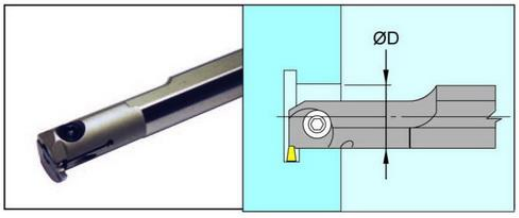

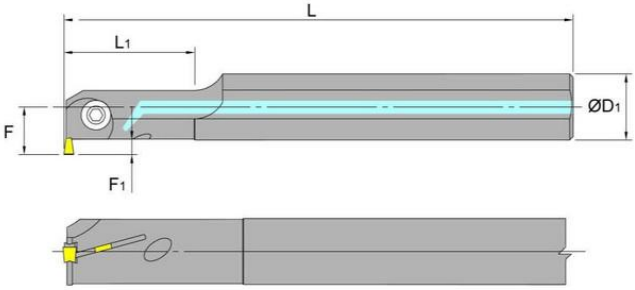

■ **Right hand tool holder shown.(For Iscar Insert)**

	Order number	Insert number	Dimensions (mm)							
			ØD1	ØD	F	F1	L	L1	Screw	Wrench
COOLANT	A10K GEHIR-12.5	GEMI 3.00 GEPI 1.00/1.96 GEPI 2.00/3.18	10	12.5	7.5	2.4	125	25	BFTX0407	TRX15
COOLANT	A12M GEHIR-14		12	14	9.1	2.6	150	35		
COOLANT	A16N GEHIR-16		16	16	11	3.0	160	40	BFTX0410	
COOLANT	A16N GEHIR-19		16	19	11	3.0	160	—		

E

GHIR

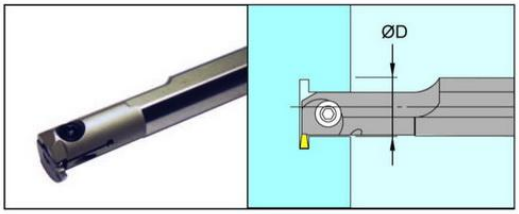

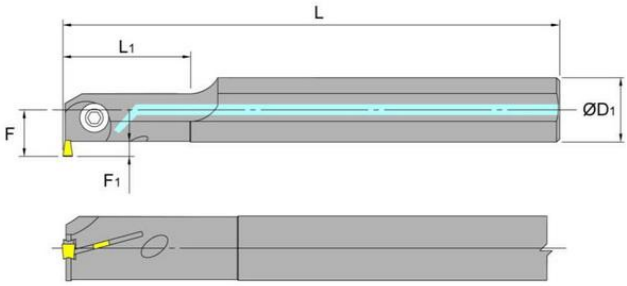

■ **Right hand tool holder shown.(For Iscar Insert)**

	Order number	Insert number	Dimensions (mm)							
			ØD	ØD1	F	F1	L	L1	Screw	Wrench
COOLANT 中心出水	A20N GHIR 20-3	GIMIY 304/404 TIPI 3.4/5.4 GIPI 1.57/6.35 GIFI 4.23/5.28	20	20	14.5	4.5	160	20	BX0515	LH-040
COOLANT 中心出水	A20R GHIR 2020-3		20	20	14.5	4.5	200	40		
COOLANT 中心出水	A25R GHIR 25-4		25	25	17.5	5.0	200	50		
COOLANT 中心出水	A32S GHIR 32-4		39	32	22.8	6.5	250	—		
COOLANT 中心出水	S32S GHIR 32-4		39	32	22.8	6.5	250	—		

GYIR/L

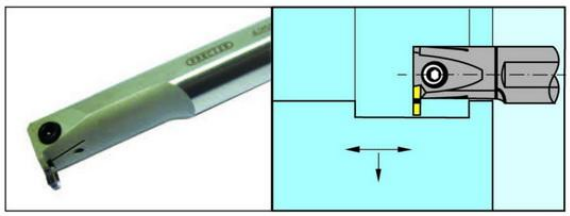

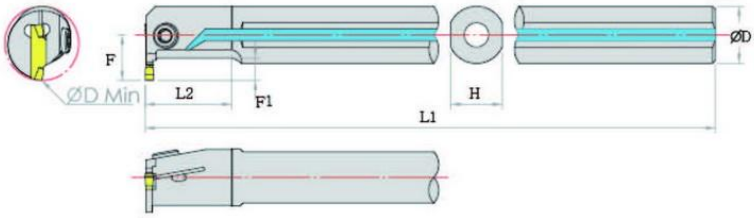

■ **Right hand tool holder shown.(For Mitsubish Insert)**

	Order number	Insert number	Dimensions (mm)					Min cutting diameter	Screw	Wrench
			ØD	F	F1	L1	L2			
COOLANT 中心出水	A20Q GYIR/L-2T06	GY2M 0200D020N GS/GM/GFGS (0239E/0250E) R/L05-GM	20	14.5	6	180	40	25	BX0520	LH-040
	A25R GYIR/L-2T09		25	17	9	200	50	32		
	A20Q GYIR/L-3T06	GY2M 0300F020N GS/GM/GFGS/MS MM/BM/R/L05-GM (0318F)	20	14.5	6	180	40	25		
	A25R GYIR/L-3T09		25	17	9	200	50	32		
	A32S GYIR/L-3T11		32	26	11	250	60	40		
	~~A25R GYIR/L-4T09~~	GY2M 0400G020N GS/GM/GFGS/MS/M M/BM/R/L05-GM	25	17	9	200	50	32		
	~~A32S GYIR/L-4T11~~		32	26	11	250	60	45		
	~~A40T GYIR/L-4T18~~		40	35	18	300	80	60		

E

TTIR/L

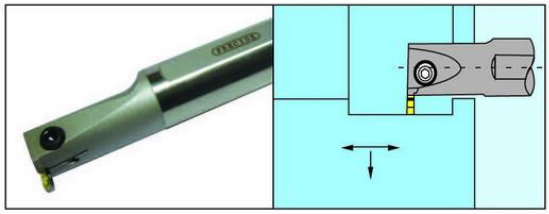

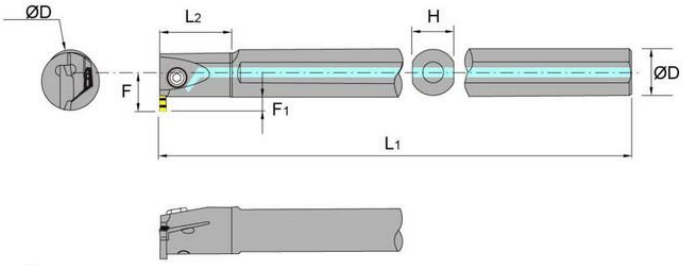

■ **Right hand tool holder shown.(For Taegutee Insert)**

	Order number	Insert number	Dimensions (mm)					Min cutting diameter	Screw	Wrench
			ØD	F	F1	L1	L2			
COOLANT 中心出水	A20Q TTIR/L-2T06	TDJ/C TSJ/C TDT TDG TDXU4E	20	16	6	180	40	25	BX0520	LH-040
	A20Q TTIR/L-3T06		20	16	6	180	40	25		
	A25R TTIR/L-2T06		25	23	7	200	50	25		
	A25R TTIR/L-3T06		25	18.5	6	200	50	25		
	A32S TTIR/L-3T07		32	23	7	250	60	31		
	~~A25R TTIR/L-4T09~~		25	18.5	9	200	50	25		
	~~A32S TTIR/L-4T09~~		32	23	9	250	60	31		
	~~A40T TTIR/L-4T09~~		40	27	9	300	80	42		

GROOVING SYSTEM

SIGER


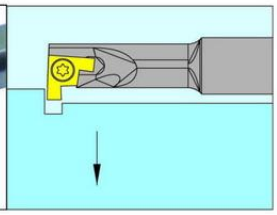
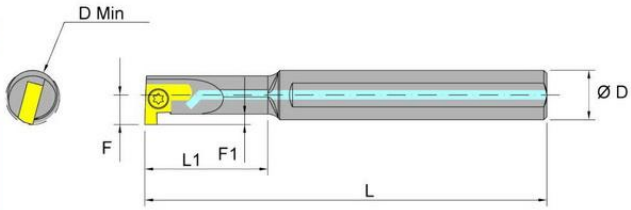

■ **Right hand tool holder shown.(For Kyocera Insert)**

	Order number	Insert number	Dimensions (mm)					Min cutting diameter	Screw	Wrench
			ØD	F	F1	L	L1			
AHSS	AH08H SIGER-A08	GER 100~200A(R)	8	4.8	1.5	100	20	8	BFTX0245	TRX06
AHSS	AH10K SIGER-B10	GER 100/120/125/145BR 150/200/250/300	10	6.2	2.2	125	25	10	BFTX2206	
AHSS	AH10K SIGER-B12		10	7		125	30	12		

E

PCDIR/L 內徑切槽刀架


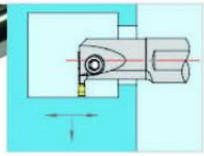
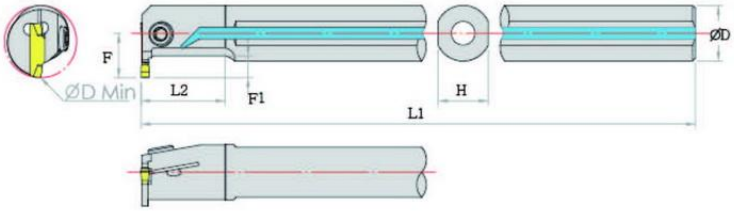

Right hand tool holder shown.(For Precise Insert)

	Order number	Insert number	Dimensions（mm）					Min Cutting Diameter	Screw	Wrench
			Ø D	F	F1	L1	L2			
COOLANT 中心出水	A20Q PCDIR/L 2T06	CD 200R/L/N 250R/L/N (F1/T/M1)	20	15	6	180	40	25	BX 0520	LH 040
COOLANT 中心出水	A25R PCDIR/L 2T07		25	21.5	7	200	50	32		
COOLANT 中心出水	A20Q PCDIR/L 3T06	CD 300R/L/N (F1/T/M1/R)	20	15	6	180	40	25		
COOLANT 中心出水	A25R PCDIR/L 3T07		25	21.5	7	200	50	32		
COOLANT 中心出水	A32S PCDIR/L 3T11		32	27	11	250	60	40	BX0620	LH 050
COOLANT 中心出水	A25R PCDIR/L 4T09	CD 400/N (F1/T/M1/R)	25	21.5	9	200	50	32	BX 0520	LH 040
COOLANT 中心出水	A32S PCDIR/L 4T11		32	27	11	250	60	40	BX0620	LH 050
COOLANT 中心出水	A40T PCDIR/L 4T11		40	38	11	300	80	50		




PRECISE

FACE GROOVING SYSTEM

端面刀

FACE GROOVING SYSTEM

PCDFR

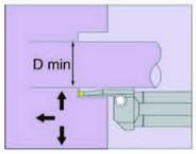

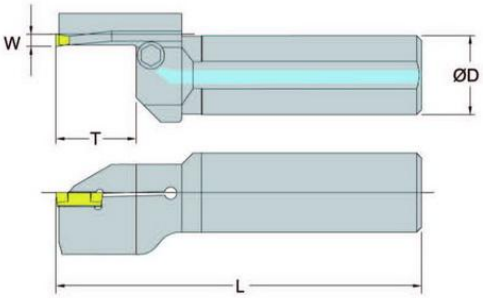

■ Right hand tool holder shown,(For Precise Insert)

	Order number		Insert number	Dimensions (mm)						
				Ø D	L	T	W	D min	Screw	Wrench
COOLANT中心出水	A25M	PCDFR 29-34 2T06	CD 200R/L/N 250R/L/N (F1/T/M1)	25	150	6	2	29	BS0620	LH-050
		PCDFR 34-44 2T06						34		
		PCDFR 44-54 2T06						44		
		PCDFR 54-70 2T12				12		54		
	A32M	PCDFR 70-100 2T12		32				70		
		PCDFR 100-150 2T12						100		
		PCDFR 150-250 2T12						150		
		PCDFR 250-800 2T12						250		
COOLANT中心出水	A25M	PCDFR 29-34 3T12	CD 300R/L/N (F1/T/M1/R)	25	150	12	3	29	BS0620	LH-050
		PCDFR 34-44 3T12						34		
		PCDFR 44-54 3T12						44		
		PCDFR 54-70 3T20				20		54		
	A32M	PCDFR 70-100 3T20		32				70		
		PCDFR 100-150 3T20						100		
		PCDFR 150-250 3T20						150		
		PCDFR 250-800 3T20						250		
COOLANT中心出水		PCDFR 29-34 4T12	CD 400/N (F1/T/M1/R)	25	150	12	4	29	BS0620	LH-050
	A25M	PCDFR 34-44 4T12						34		
		PCDFR 44-54 4T12						44		
		PCDFR 54-70 4T20				30		54		
		PCDFR 70-100 4T20		32				70		
	A32M	PCDFR 100-150 4T20						100		
		PCDFR 150-250 4T20						150		
		PCDFR 250-800 4T20						250		

F

HFHFR/L



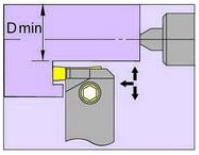

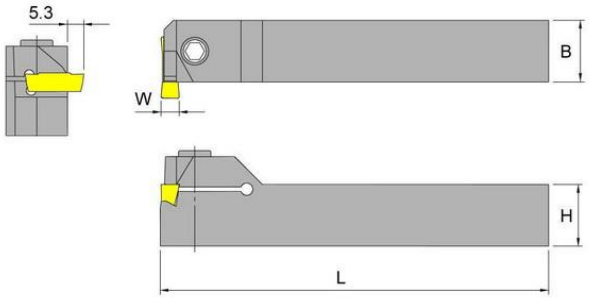

■ **Right hand tool holder shown.(For Iscar Insert)**

Order number	Insert number		Dimensions (mm)						
			H	B	L	W max	D min	Screw	Wrench
HFHFR/L 2020K	HFPR/L	3003/3015 4004/4020 5004/5025 6004/6030	20	20	125	3-6mm	3=18/54 4=15/82 5=11/290 6=8/∞	BX0620	LH050
2525M			25	25	150				

F

GHMFR/L

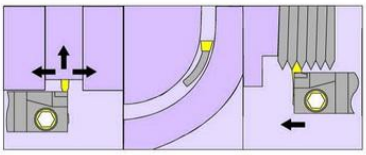

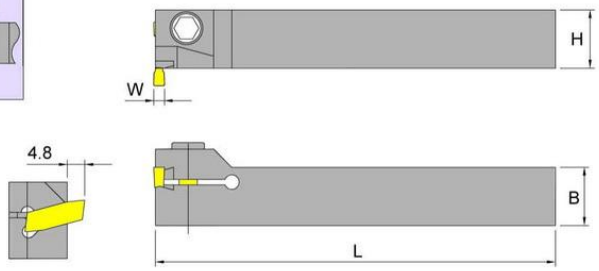

■ **Right hand tool holder shown.(For Iscar Insert)**

Order number	Insert number	Dimensions (mm)					
		H	B	L	W max	Screw	Wrench
GHMFR/L 1616J-4.8	GIP, GIPM GIF, GIPY TIP, GITM GPV, GIMF GIM, GIM YGIG, GIPA	16	16	110	4.8	BX0516	LH-040
2020K-6.4		20	20	125	6.4	BX0620	LH-050
2525M-6.4		25	25	150			

FACE GROOVING SYSTEM

GHMUR/L



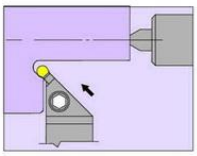

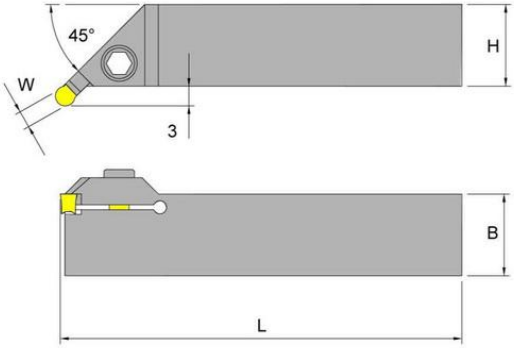

■ **Right hand tool holder shown.(For Iscar Insert)**

Order number	Insert number	Dimensions (mm)				Screw	Wrench
		H	B	L	W max		
GHMUR/L 1616J	GIP...UM GIMY...UM GIP/GIF...D/G	16	16	110	≤4.8mm	BX0620	LH-050
2020K		20	20	125			
2525M		25	25	150	≤6.4mm		

KGMMR/L

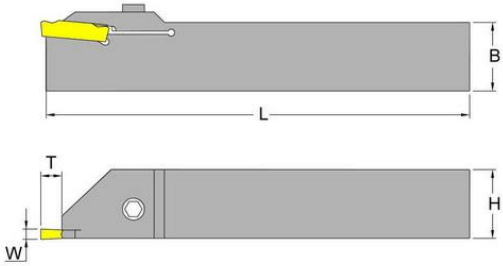

■ **Right hand tool holder shown.(For Kyocera Insert)**

Order number	Insert number	Dimensions (mm)						Screw	Wrench
		W		H	B	L	T		
		min	max						
KGMMR/L 2020K-3	GMM3020-○○ GMN3	3.0	5.0	20	20	125	4.8	BX0520	LH-040
2525M-3				25	25	150			

F

FACE GROOVING SYSTEM

GVFHR

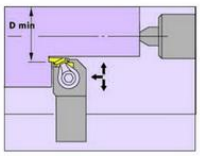



■ **Right hand tool holder shown.(For Kyocera Insert)**

Order number	Insert number	Dimensions (mm)							Screw	Wrench
		H	B	F	L	F_1	D min	D max		
GVFHR 2020K-08AA	GVFL 100AA GVFL 200AA GVFL 300AA	20	20	25	125	2.2	8	∞	CPS-5V	TRX15
2525M-08AA		25	25	32	150					

STFFR

F

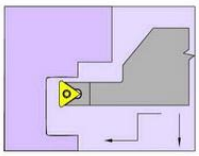



■ **Right hand tool holder shown.**

Order number	Insert number		Dimensions (mm)					Min cutting diameter	screw	Wrench
			H	B	L_1	L_2	h			
STFFR 2020K-09	TPMT	0902○○	20	20	125	20	20	Ø80	BFTX 02506	TRX08
2525M-09			25	25	150	20	25			

HFHSR

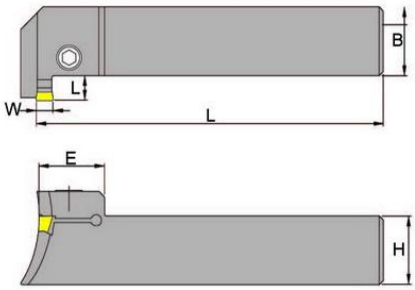

■ **Right hand tool holder shown.(For Iscar Insert)**

Order number	Insert number	Dimensions (mm)					screw	Wrench
		B*H	L	T	W	Dmin		
HFHSR 2020K 19-25 3T09	HFPR 3003 HFPR 3015	20	125	9	3	19	BX0620	LH-050
25-35 3T09						25		
35-45 3T09						35		
45-55 3T09						45		
55-70 3T09						55		
70-90 3T09						70		
90-120 3T09						90		
120-180 3T09						120		
HFHSR 2525M 19-25 3T09		25	150	9	3	19		
25-35 3T09						25		
35-45 3T09						35		
45-55 3T09						45		
55-70 3T09						55		
70-90 3T09						70		
90-120 3T09						90		
120-180 3T09						120		

Order number	Insert number	Dimensions (mm)					screw	Wrench
		B*H	L	T	W	Dmin		
HFHSR 2020K 19-25 4T09	HFPR 4004 HFPR 4020	20	125	9	4	19	BX0620	LH-050
25-35 4T09						25		
35-45 4T09						35		
45-55 4T09						45		
55-70 4T09						55		
70-90 4T09						70		
90-120 4T09						90		
120-180 4T09						120		
HFHSR 2525M 19-25 4T09		25	150	9	4	19		
25-35 4T09						25		
35-45 4T09						35		
45-55 4T09						45		
55-70 4T09						55		
70-90 4T09						70		
90-120 4T09						90		
120-180 4T09						120		

HFHR-3T



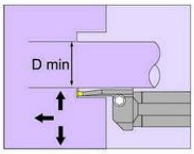

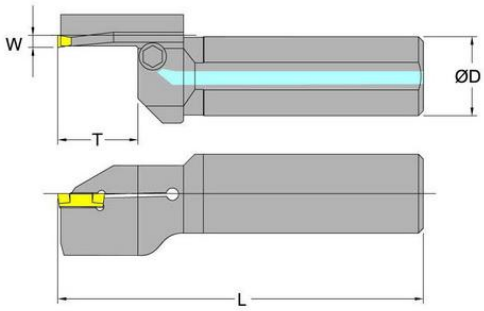

■ **Right hand tool holder shown.(For Iscar Insert)**

Order number		Insert number	Dimensions (mm)					Screw	Wrench
			øD	L	T	W	D min		
COOLANT 中心出水	A25M HFHR 19-25 3T12	HFPR 3003 HFPR 3015	25	150	12	3.0	19	BX0620	LH-050
	25-30 3T12						25		
	30-38 3T12						30		
	38-48 3T12						38		
	48-60 3T22				22		48		
	60-75 3T22						60		
	75-100 3T25				25		75		
	A32M HFHR 100-140 3T25		32				100		
	140-200 3T25						140		

F

HFHR-4T

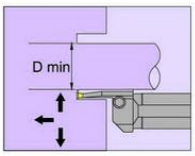

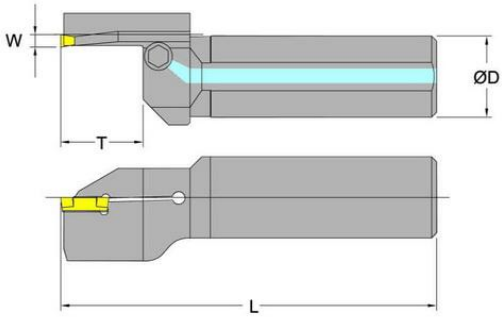

■ **Right hand tool holder shown. (For Iscar Insert)**

Order number		Insert number	Dimensions (mm)					Screw	Wrench
			øD	L	T	W	D min		
COOLANT 中心出水	A25M HFHR 17-25 4T12	HFPR 4004 HFPR 4020	25	150	12	4.0	17	BX0620	LH-050
	25-29 4T12						25		
	29-34 4T12						29		
	34-40 4T20				20		34		
	40-48 4T25				25		40		
	48-60 4T25						48		
	60-75 4T25						60		
	A32M HFHR 75-100 4T25		32				75		
	100-140 4T25			150			100		
	140-240 4T25						140		
	240-800 4T25						240		

FACE GROOVING SYSTEM

HFHR-5T

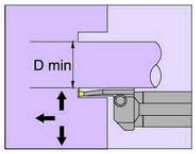

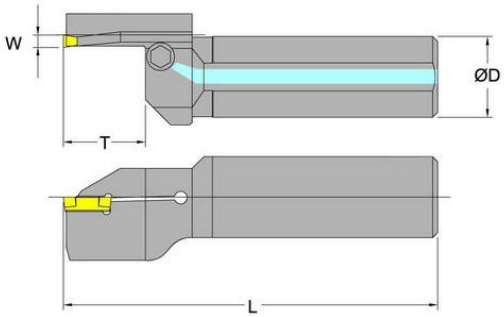

■ **Right hand tool holder shown.(For Iscar Insert)**

Order number		Insert number	Dimensions (mm)					Screw	Wrench
			ØD	L	T	W	D min		
COOLANT 中心出水	A25M HFHR 25-30 5T10	HFPR 5004 HFPR 5025	25	150	10	5.0	25	BX0620	LH-050
	28-31 5T17				17		28		
	31-35 5T17						31		
	35-40 5T20				20		35		
	40-45 5T20						40		
	45-55 5T25				25		45		
	A32M HFHR 55-70 5T25		32				55		
	70-95 5T25						70		
	95-130 5T25						95		
	130-180 5T25						130		
	180-800 5T25						180		
	200-800 5T25						200		

F

HFHR-6T

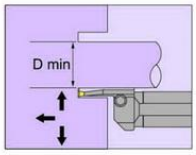

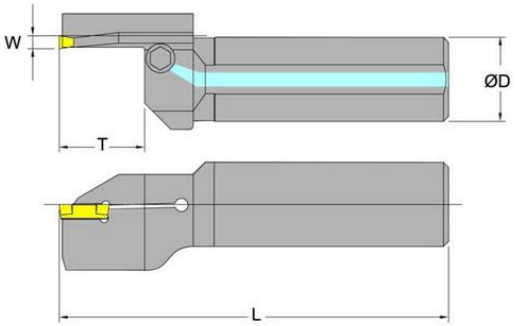

■ **Right hand tool holder shown.(For Iscar Insert)**

Order number	Insert number	Dimensions (mm)					Screw	Wrench
		ØD	L	T	W	D min		
S25M HFHR 26-30 6T10	HFPR 6004 HFPR 6030 DGN-6 GRIP-6	25	150	10	6.0	26	BX0620	LH-050
30-38 6T17				17		30		
38-50 6T20				20		38		
50-70 6T25						50		
S32M HFHR 65-100 6T25		32		25		65		
100-200 6T25						100		
200-400 6T25						200		

HFIR-3T

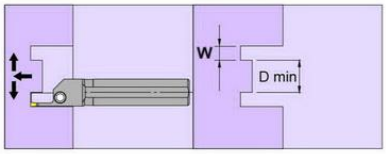

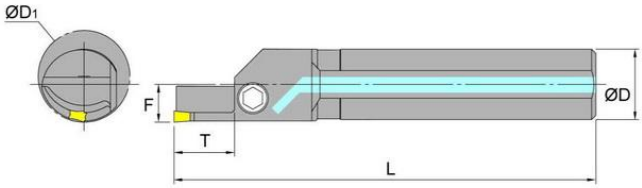

■ Right hand tool holder shown.(For Iscar Insert)

Order number		Insert number	Dimensions (mm)						Screw	Wrench
			ØD	ØD1	F	L	T	D min		
COOLANT 中心出水	A20M HFIR 19-25 3T12	HFPR 3003 HFPR 3015	20	23	11	150	12	19	BX0520	LH-040
	A25M HFIR 25-30 3T12		25	30	13.5			25		
	30-38 3T12			35				30		
	38-48 3T12			42				38		
	48-60 3T22			52			22	48		
	60-75 3T22			64				60		
	75-100 3T25			80			25	75		

F

HFIR-4T

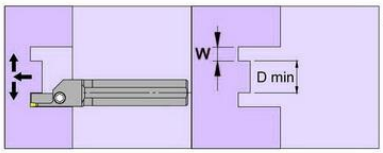

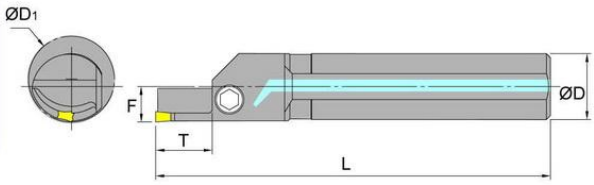

■ Right hand tool holder shown.(For Iscar Insert)

Order number		Insert number	Dimensions (mm)						Screw	Wrench
			ØD	ØD1	F	L	T	D min		
COOLANT 中心出水	A20M HFIR 17-25 4T12	HFPR 4004 HFPR 4020	20	23	11	150	12	17	BX0520	LH-040
	A25M HFIR 25-29 4T12		25	30	13.5			25		
	29-34 4T12			35				29		
	34-40 4T20			42			20	34		
	40-48 4T25			46			25	40		
	48-60 4T25			54				48		
	60-75 4T25			66				60		
	A32R HFIR 75-100 4T25		32	82	17	200		75		
	100-140 4T25			110				100		
	140-240 4T25			150				140		
	240-800 4T25			250				240		

FACE GROOVING SYSTEM

HFIR-5T

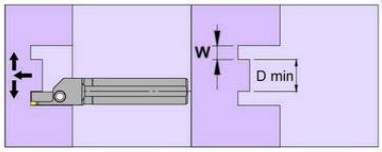

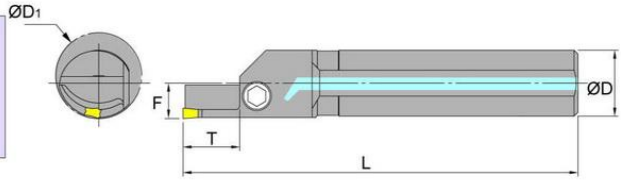

■ **Right hand tool holder shown.(For Iscar Insert)**

Order number	Insert number	Dimensions (mm)						Screw	Wrench
		ØD	ØD1	F	L	T	D min		
S25M HFIR 25-30 5T12	HFPR 5005 HFPR 5025 DGN-5 GRIP-5	25	32	13.5	150	12	25	BX0520	LH-040
28-31 5T17			35			17	28		
31-35 5T17			40				31		
35-40 5T20			44			20	35		
40-45 5T20			48				40		
45-55 5T25			54			25	45		
A32R HFIR 55-70 5T25		32	64	17	200		55		
70-95 5T25			80				70		
95-130 5T25			105				95		
130-180 5T25			140				130		
180-800 5T25			190				180		

F

HFIFR

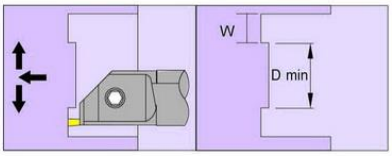

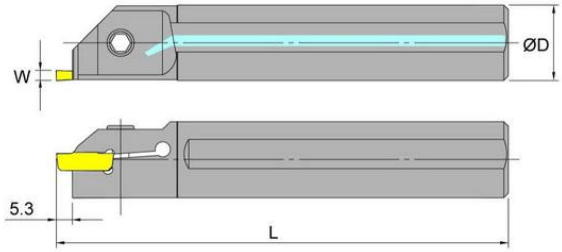

■ **Right hand tool holder shown.(For Iscar Insert)**

	Order number	Insert number	Dimensions (mm)					Screw	Wrench
			ØD	L	W max	D min	D max		
COOLANT	A20Q HFIFR	HFPR 3003 3015 4004 4020 5004 5025 6004 6030	20	180	3-6mm	18	54	BX0416	LH-030
	A25R HFIFR		25	200		15	82	BX0520	LH-040
	A32S HFIFR		32	250		11	290	BX0620	LH-050
	A40T HFIFR		40	300		8	∞		

FACE GROOVING SYSTEM

PCDFR

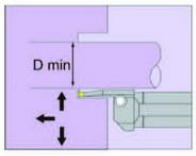

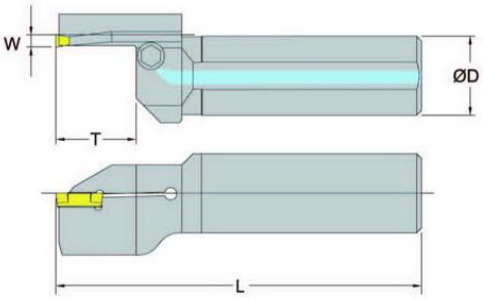

■ Right hand tool holder shown,(For Precise Insert)

	Order number		Insert number	Dimensions (mm)						
				Ø D	L	T	W	D min	Screw	Wrench
COOLANT中心出水	A25M	PCDFR 29-34 2T06	CD 200R/L/N 250R/L/N (F1/T/M1)	25	150	6	2	29	BS0620	LH-050
		PCDFR 34-44 2T06						34		
		PCDFR 44-54 2T06						44		
		PCDFR 54-70 2T12				12		54		
	A32M	PCDFR 70-100 2T12		32				70		
		PCDFR 100-150 2T12						100		
		PCDFR 150-250 2T12						150		
		PCDFR 250-800 2T12						250		
COOLANT中心出水	A25M	PCDFR 29-34 3T12	CD 300R/L/N (F1/T/M1/R)	25	150	12	3	29	BS0620	LH-050
		PCDFR 34-44 3T12						34		
		PCDFR 44-54 3T12						44		
		PCDFR 54-70 3T20				20		54		
	A32M	PCDFR 70-100 3T20		32				70		
		PCDFR 100-150 3T20						100		
		PCDFR 150-250 3T20						150		
		PCDFR 250-800 3T20						250		
COOLANT中心出水		PCDFR 29-34 4T12	CD 400/N (F1/T/M1/R)	25	150	12	4	29	BS0620	LH-050
	A25M	PCDFR 34-44 4T12						34		
		PCDFR 44-54 4T12						44		
		PCDFR 54-70 4T20				30		54		
		PCDFR 70-100 4T20		32				70		
	A32M	PCDFR 100-150 4T20						100		
		PCDFR 150-250 4T20						150		
		PCDFR 250-800 4T20						250		

F

GYHFR

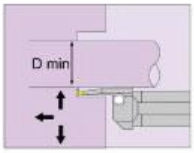

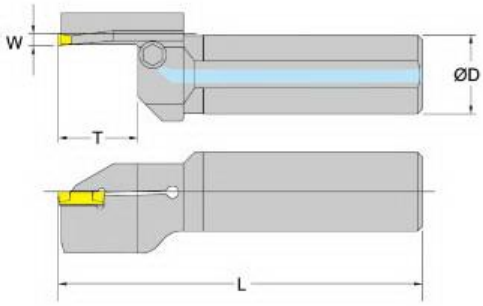

■ **Right hand tool holder shown.(For Mitsubish Insert)**

	Order number	Insert number	Dimensions (mm)					Screw	Wrench
			øD	L	T	W	Dmin		
COOLANT 中心出水	A25M GYHFR 29-34 2T06	GY2M 0200F020N GS/GM/GFGS/MS (0239E/0250E)R/L05-GM	25	150	6	2	29	BX0620	LH-050
	34-44 2T06						34		
	44-54 2T06						44		
	54-70 2T12				12		54		
	A32M GYHFR 70-100 2T12		32				70		
	100-150 2T12						100		
	150-250 2T12						150		
	250-8002T12						250		

F

	Order number	Insert number	Dimensions (mm)					Screw	Wrench
			øD	L	T	W	Dmin		
COOLANT 中心出水	A25M GYHFR 29-34 3T12	GY2M 0300F020N GS/GM/GFGS/MS MM/BM/R/L05-GM (0318F)	25	150	12	3	29	BX0620	LH-050
	34-44 3T12						34		
	44-54 3T12						44		
	54-70 3T20				20		54		
	A32M GYHFR 70-100 3T20		32				70		
	100-150 3T20						100		
	150-250 3T20						150		
	250-800 3T20						250		

	Order number	Insert number	Dimensions (mm)					Screw	Wrench
			øD	L	T	W	Dmin		
COOLANT 中心出水	A25M GYHFR 29-34 4T12	GY2M 0400F020N GS/GM/GFGS/MS MM/BM/R/L05-GM (0318F)	25	150	12	4	29	BX0620	LH-050
	34-44 4T12						34		
	44-54 4T12						44		
	54-70 4T20				20		54		
	A32M GYHFR 70-100 4T20		32				70		
	100-150 4T20						100		
	150-250 4T20						150		
	250-800 4T20						250		

GVFR

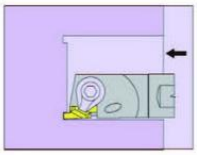

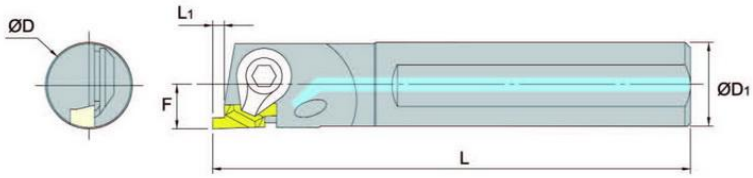

■ **Right hand tool holder shown.(For Kyocera) Right hand tool for right Insert.**

	Order number	Insert number	Dimensions (mm)						
			øD	øD 1	F	L	L1	Clamp	Wrench
COOLANT	A16Q GVFR-A	GVFR 200A/340A	16	16	8	180	2.2	CPS-5F	TRX-15
COOLANT	A20Q GVFR-B	GVFR 250/490B	20	20	10	180	5	CPS-5V	TRX-15
COOLANT	A25R GVFR-B	GVFR 250/490B	25	25	12.5	200	5	CPS-6V	TRX-15
COOLANT	A32S GVFR-B	GVFR 250/490B	32	32	16	250	5	CPS-6V	TRX-15
COOLANT	A40T GVFR-C	GVFR 350/600C	40	40	20	300	8.1	CPS-6V	TRX-15

High Speed Drill(2D)

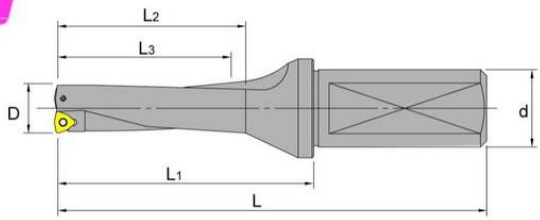

■ For Sumimoto/ Seco Insert

Order number	Insert number	Dimensions (mm)						Screw	Wrench
		D	L	L1	L2	L3	d		
C25 SD14-28	WCMX 030208	14	109	53	33	28	25	BFTX 02506	TRX08
SD15-30		15	111	55	35	30			
SD16-32		16	113	57	37	32			
SD17-34		17	115	59	39	34			
SD18-36		18	117	61	41	36			
SD19-38		19	119	63	43	38			
SD20-40		20	121	65	45	40			
C32 SD21-42	WCMX 040208	21	123	67	47	42	32		
SD22-44		22	125	69	49	44			
SD23-46		23	127	71	51	46			
SD24-48		24	129	73	53	48			
SD25-50	WCMT 050308	25	131	75	55	50	32	BFTX 0310	TRX10
SD26-52		26	133	77	57	52			
SD27-54		27	135	79	59	54			
SD28-56		28	137	81	61	56			
SD29-58		29	139	83	63	58			
SD30-60		30	141	85	65	60			
SD31-62	WCMT 06T308	31	143	87	67	62	32	BFTX 03509	TRX15
SD32-64		32	145	89	69	64			
SD33-66		33	147	91	71	66			
SD34-68		34	149	93	73	68			
SD35-70		35	151	95	75	70			
SD36-72		36	153	97	77	72			
SD37-74		37	155	99	79	74			
SD38-76		38	157	101	81	76			
SD39-78		39	159	103	83	78			
SD40-80		40	161	105	85	80			
C40 SD41-82	WCMT 080412	41	177	112	87	82	40	BFTX 0410	TRX15
SD42-84		42	179	114	89	84			
SD43-86		43	181	116	91	86			
SD44-88		44	183	118	93	88			
SD45-90		45	185	120	95	90			
SD46-92		46	187	122	97	92			
SD47-94		47	189	124	99	94			
SD48-96		48	191	126	101	96			
SD49-98		49	193	128	103	98			
SD50-100		50	195	130	105	100			
SD51-102		51	197	132	107	102			
SD52-104		52	199	134	109	104			
SD53-106		53	201	136	111	106			
SD54-108		54	203	138	113	108			
SD55-110		55	205	140	115	110			
SD56-112		56	207	142	117	112			
SD57-114		57	209	144	119	114			
SD58-116		58	211	146	121	116			
SD58-118		59	213	148	123	118			
SD60-120		60	215	150	125	120			

High Speed Drill(3D)

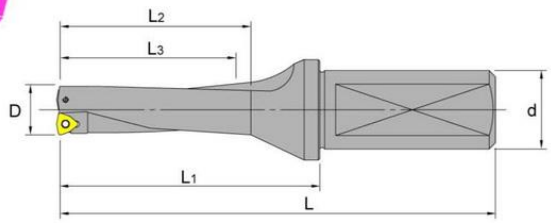

■ For Sumimoto/ Seco Insert

Order number	Insert number	Dimensions (mm)						Screw	Wrench
		D	L	L1	L2	L3	d		
C25 SD14-42	WCMX 030208	14	123	67	47	42	25	BFTX 02506	TRX08
SD15-45		15	126	70	50	45			
SD16-48		16	129	73	53	48			
SD17-51		17	132	76	56	51			
SD18-54		18	135	79	59	54			
SD19-57		19	138	82	62	57			
SD20-60		20	141	85	65	60			
C32 SD21-63	WCMX 040208	21	144	88	68	63	32		
SD22-66		22	147	91	71	66			
SD23-69		23	150	94	74	69			
SD24-72		24	153	97	77	72			
SD25-75	WCMT 050308	25	156	100	80	75	32	BFTX 0310	TRX10
SD26-78		26	159	103	83	78			
SD27-81		27	162	106	86	81			
SD28-84		28	165	109	89	84			
SD29-87		29	168	112	92	87			
SD30-90		30	171	115	95	90			
SD31-93	WCMT 06T308	31	174	118	98	93	32	BFTX 03509	TRX15
SD32-96		32	177	121	101	96			
SD33-99		33	180	124	104	99			
SD34-102		34	183	127	107	102			
SD35-105		35	186	130	110	105			
SD36-108		36	189	133	113	108			
SD37-111		37	192	136	116	111			
SD38-114		38	195	139	119	114			
SD39-117		39	198	142	122	117			
SD40-120		40	201	145	125	120			
C40 SD41-123	WCMT 080412	41	218	153	128	123	40	BFTX 0410	TRX15
SD42-126		42	221	156	131	126			
SD43-129		43	224	159	134	129			
SD44-132		44	227	162	137	132			
SD45-135		45	230	165	140	135			
SD46-136		46	233	168	143	138			
SD47-141		47	236	171	146	141			
SD48-144		48	239	174	149	144			
SD49-147		49	242	177	152	147			
SD50-150		50	245	180	155	150			
SD51-153		51	248	183	158	153			
SD52-156		52	251	186	161	156			
SD53-159		53	254	189	164	159			
SD54-162		54	257	192	167	162			
SD55-165		55	260	195	170	1665			
SD56-168		56	263	198	173	168			
SD57-171		57	266	201	176	171			
SD58-174		58	269	204	179	174			
SD58-177		59	272	207	182	177			
SD60-180		60	275	210	185	180			

High Speed Drill(4D)

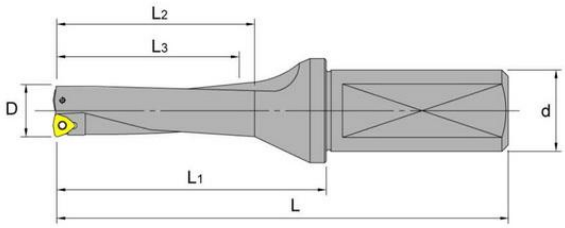

■ For Sumimoto/ Seco Insert

Order number		Insert number	Dimensions (mm)						Screw	Wrench
			D	L	L_1	L_2	L_3	d		
C25	SD14-56	WCMX 030208	14	125	81	61	56	25	BFTX 02506	TRX08
	SD15-60		15	129	85	65	60			
	SD16-64		16	133	89	69	64			
	SD17-68		17	137	93	73	68			
	SD18-72		18	153	97	77	72			
	SD19-76		19	157	101	81	76			
	SD20-80		20	161	105	85	80			
C32	SD21-84	WCMX 040208	21	165	109	89	84	32		
	SD22-88		22	169	113	93	88			
	SD23-92		23	173	117	97	92			
	SD24-96		24	177	121	101	96			
	SD25-100	WCMT 050308	25	181	125	105	100	32	BFTX 0310	TRX10
	SD26-104		26	185	129	109	104			
	SD27-108		27	189	133	113	108			
	SD28-112		28	193	137	117	112			
	SD29-116		29	197	141	121	116			
	SD30-120		30	201	145	125	120			

High Speed Drill(3D) Point 點數

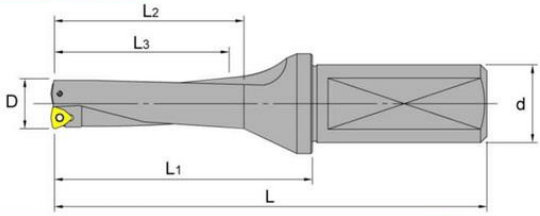

■ For Sumimoto/ Seco Insert

Order number	Insert number	Dimensions (mm)							
		D	L	L1	L2	L3	d	Screw	Wrench
C25 SD14.5-43.5	WCMX 030208	14.5	124.5	68.5	48.5	43.5	25	BFTX 02506	TRX08
SD15.5-46.5		15.5	127.5	71.5	51.5	46.5			
SD16.5-49.5		16.5	130.5	74.5	54.5	49.5			
SD17.5-52.5		17.5	133.5	77.5	57.5	52.5			
SD18.5-55.5		18.5	136.5	80.5	60.5	55.5			
SD19.5-58.5		19.5	139.5	83.5	63.5	58.5			
SD20.5-61.5		20.5	142.5	86.5	66.5	61.5	32		
C32 SD21.5-64.5	WCMX 040208	21.5	145.5	89.5	69.5	64.5			
SD22.5-67.5		22.5	148.5	92.5	72.5	67.5			
SD23.5-70.5		23.5	151.5	95.5	75.5	70.5			
SD24.5-73.5		24.5	154.5	98.5	78.5	73.5			
SD25.5-76.5	WCMX 050308	25.5	157.5	101.5	81.5	76.5		BFTX 0310	TRX10
SD26.5-79.5		26.5	160.5	104.5	84.5	79.5			
SD27.5-82.5		27.5	163.5	107.5	87.5	82.5			
SD28.5-85.5		28.5	166.5	110.5	90.5	85.5			
SD29.5-88.5		29.5	169.5	113.5	93.5	88.5			

High Speed Drill(3D)

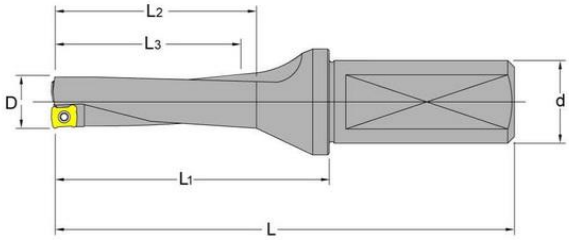

■ Right hand tool holder shown.(For Sandvik Insert)

Order number	Insert number	Dimensions (mm)							
		D	L	L1	L2	L3	d	Screw	Wrench
C25 SD16-48LC	LCMX 030308	16	125	81	61	56	25	BFTX 02206	TRX07
SD17-51LC		17	129	85	65	60			
SD18-54LC		18	133	89	69	64			
SD19-57LC		19	137	93	73	68			
SD20-60LC		20	153	97	77	72			
C32 SD21-63LC	LCMX 040308	21	157	101	81	76	32	BFTX 02506	TRX08
SD22-66LC		22	161	105	85	80			
SD23-69LC		23	165	109	89	84			
SD24-72LC		24	169	113	93	88			
SD25-75LC		25	173	117	97	92			

High Speed Drill(2D)

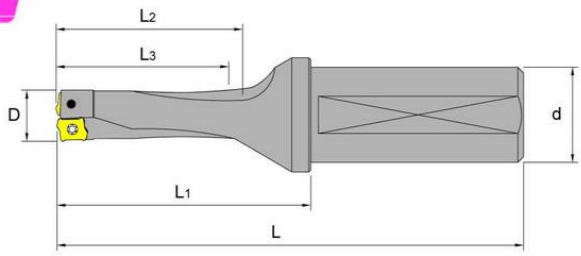

■ For Sumimoto/Nachi Insert

Order number	Insert number	Dimensions (mm)						Screw	Wrench
		D	L	L1	L2	L3	d		
C25 LP14-28	LPMX 06T206	14	97	53	33	28	25	BFTX 02506	TRX08
LP15-30		15	99	55	35	30			
LP16-32	LPMX 07T208	16	101	57	37	32			
LP17-34		17	103	59	39	34			
LP18-36	LPMX 080308	18	117	61	41	36		BFTX 02510	TRX08
LP19-38		19	119	63	43	38			
LP20-40		20	121	65	45	40			
C32 LP21-42	LPMX 090308	21	123	67	47	42	32		
LP22-44		22	125	69	49	44			
LP23-46		23	127	71	51	46			
XP24-48	XPMX 11T308	24	129	73	53	48			
XP25-50		25	131	75	55	50			
XP26-52		26	133	77	57	52			
XP27-54		27	135	79	59	54			
XP28-56	XPMX 13T308	28	137	81	61	56		BFTX 0310	TRX10
XP29-58		29	139	83	63	58			
XP30-60		30	141	85	65	60			
XP31-62		31	143	87	67	62			
XP32-64		32	145	89	69	64			
XP33-66	XPMX 150408	33	147	91	71	66		BFTX 03509	TRX15
XP34-68		34	149	93	73	68			
XP35-70		35	151	95	75	70			
XP36-72		36	153	97	77	72			
XP37-74		37	155	99	79	74			
XP38-76	XPMX 170412	38	157	101	81	76		BFTX 0410	TRX15
XP39-78		39	159	103	83	78			
XP40-80		40	161	105	85	80			
C40 XP41-82		41	172	107	87	82	40		
XP42-82		42	174	109	89	84			
XP43-82		43	176	111	91	86			
XP44-82	XPMX 200412	44	178	113	93	88		BFTX 0511	TRX20
XP45-82		45	180	115	95	90			
XP46-82		46	182	117	97	92			
XP47-82		47	184	119	99	94			
XP48-82		48	186	121	101	96			
XP49-82		49	188	123	103	98			
XP50-82		50	190	125	105	100			

High Speed Drill(3D)



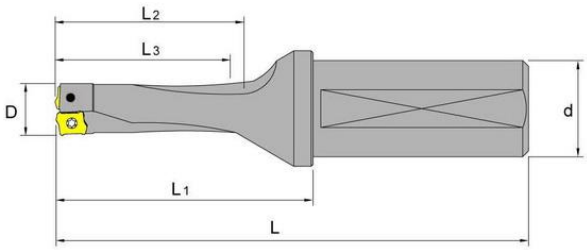

■ For Sumimoto/ Seco Insert

Order number	Insert number	Dimensions (mm)						Screw	Wrench
		D	L	L1	L2	L3	d		
C25 LP14-42	LPMX 06T206	14	111	67	47	42	25	BFTX 02506	TRX08
LP15-45		15	114	70	50	45			
LP16-48	LPMX 07T208	16	117	73	53	48			
LP17-51		17	120	76	56	51			
LP18-54	LPMX 080308	18	135	79	59	54		BFTX 02510	TRX08
LP19-57		19	138	82	62	57			
LP20-60		20	141	85	65	60			
C32 XP21-63	LPMX 090308	21	144	88	68	63	32		
XP22-66		22	147	91	71	66			
XP23-69		23	150	94	74	69			
XP24-72	XPMX 11T308	24	153	97	77	72			
XP25-75		25	156	100	80	75			
XP26-78		26	159	103	83	78			
XP27-81		27	162	106	86	81			
XP28-84	XPMX 13T308	28	165	109	89	84		BFTX 0310	TRX10
XP29-87		29	168	112	92	87			
XP30-90		30	171	115	95	90			
XP31-93		31	174	118	98	93			
XP32-96		32	177	121	101	96			
XP33-99	XPMX 150408	33	180	124	104	99		BFTX 03509	TRX15
XP34-102		34	183	127	107	102			
XP35-105		35	186	130	110	105			
XP36-108		36	189	133	113	108			
XP37-111		37	192	136	116	111			
XP38-114	XPMX 170412	38	195	139	119	114		BFTX 0410	TRX15
XP39-117		39	198	142	122	117			
XP40-120		40	201	145	125	120			
C40 XP41-123		41	213	148	128	123	40		
XP42-126		42	216	151	131	126			
XP43-129		43	219	154	134	129			
XP44-132	XPMX 200412	44	222	157	137	132		BFTX 0511	TRX20
XP45-135		45	225	160	140	135			
XP46-138		46	228	163	143	138			
XP47-141		47	231	166	146	141			
XP48-144		48	234	169	149	144			
XP49-147		49	237	172	152	147			
XP50-150		50	240	175	155	150			

High Speed Drill(2D)

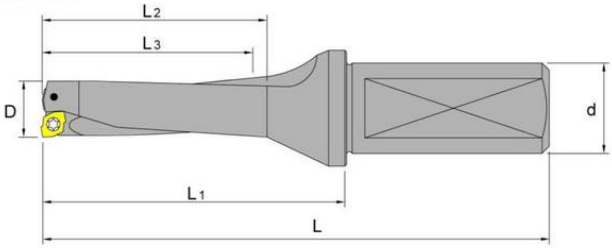

■ For Kyocera Insert

Order number	Insert number	Dimensions (mm)						Screw	Wrench
		D	L	L1	L2	L3	d		
C20 ZC13-26	ZCMT050203 ZCMT050203SP ZCMT050203SU	13	95	51	31	26	20	BFTX 0206	TRX06
ZC14-28		14	97	53	33	28			
ZC15-30		15	99	55	35	30			
ZC16-32	ZCMT06T204 ZCMT06T204SP ZCMT06T204SU	16	101	57	37	32		BFTX 02206	TRX07
ZC17-34		17	103	59	39	34			
C25 ZC18-36		18	117	61	41	36	25		
ZC19-38		19	119	63	43	38			
ZC20-40		20	121	65	45	40			
C32 ZC21-42		21	123	67	47	42			
ZC22-44	ZCMT080304 ZCMT080304SP ZCMT080304SU	22	125	69	49	44	32	BFTX 02506	TRX08
ZC23-46		23	127	71	51	46			
ZC24-48		24	129	73	53	48			
ZC25-50		25	131	75	55	50			
ZC26-52		26	133	77	57	52			
ZC27-54	ZCMT10T304 ZCMT10T304SP	27	135	79	59	54		BFTX 0410	TRX15
ZC28-56		28	137	81	61	56			
ZC29-58		29	139	83	63	58			
ZC30-60		30	141	85	65	60			
ZC31-62		31	143	87	67	62			
ZC32-64	ZCMT12T306 ZCMT12T304SP	32	145	89	69	64		BFTX 05085	TRX20
ZC33-66		33	147	91	71	66			
ZC34-68		34	149	93	73	68			
ZC35-70		35	151	95	75	70			
ZC36-72		36	153	97	77	72			
ZC37-74		37	155	99	79	74			
ZC38-76		38	157	101	81	76			
ZC39-78		39	159	103	83	78			
ZC40-80		40	161	105	85	80			
C40 ZC41-82	ZCMT150408 ZCMT150406SP	41	172	107	87	82	40	BFTX 05085	TRX20
ZC42-84		42	174	109	89	84			
ZC43-86		43	176	111	91	86			
ZC44-88		44	178	113	93	88			
ZC45-90		45	180	115	95	90			
ZC46-92		46	182	117	97	92			
ZC47-94		47	184	119	99	94			
ZC48-96		48	186	121	101	96			
ZC49-98		49	188	123	103	98			
ZC50-100		50	190	125	105	100			
ZC51-102		51	192	127	107	102			
ZC52-104		52	194	129	109	104			
ZC53-106	ZCMT200608	53	196	131	111	106		BFTX 06012	TRX25
ZC54-108		54	198	133	113	108			
ZC55-110		55	200	135	115	110			
ZC56-112		56	202	137	117	112			
ZC57-114		57	204	139	119	114			
ZC58-116		58	206	141	121	116			
ZC59-118		59	208	143	123	118			

High Speed Drill(3D)

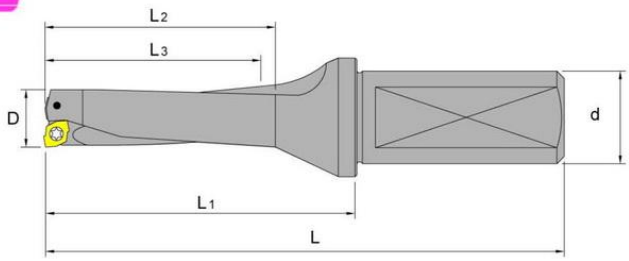

■ **For Kyocera Insert**

Order number	Insert number	Dimensions (mm)						Screw	Wrench
		D	L	L1	L2	L3	d		
C20 ZC13-36	ZCMT050203	13	108	63	44	39			
ZC14-42	ZCMT050203SP	14	111	67	47	42		BFTX 0206	TRX06
ZC15-45	ZCMT050203SU	15	114	70	50	45	20		
ZC16-48		16	117	73	53	48			
C25 ZC17-51		17	120	76	56	51		BFTX 2206	TRX07
ZC18-54	ZCMT06T204	18	135	79	59	54	25		
ZC19-57	ZCMT06T204SP	19	138	82	62	57			
ZC20-60	ZCMT06T204SU	20	141	85	65	60			
C32 ZC21-63		21	144	88	68	63			
ZC22-66		22	147	91	71	66			
ZC23-69	ZCMT080304	23	150	94	74	69		BFTX 02506	TRX08
ZC24-72	ZCMT080304SP	24	153	97	77	72			
ZC25-75	ZCMT080304SU	25	156	100	80	75			
ZC26-78		26	159	103	83	78			
ZC27-81		27	162	106	86	81			
ZC28-84	ZCMT10T304	28	165	109	89	84		BFTX 0410	TRX15
ZC29-87	ZCMT10T304SP	29	168	112	92	87			
ZC30-90		30	171	115	95	90	32		
ZC31-93		31	174	118	98	93			
ZC32-96		32	177	121	101	96			
ZC33-99		33	180	124	104	99			
ZC34-10		34	183	127	107	102			
ZC35-10		35	186	130	110	105		BFTX 05085	TRX20
ZC36-10	ZCMT12T306	36	189	133	113	108			
ZC37-11	ZCMT12T304SP	37	192	136	116	111			
ZC38-11		38	195	139	119	114			
ZC39-11		39	198	142	122	117			
ZC40-12		40	201	145	125	120			
C40 ZC41-12		41	213	148	128	123			
ZC42-12		42	216	151	131	126			
ZC43-12		43	219	154	134	129			
ZC44-13		44	222	157	137	132			
ZC45-13		45	225	160	140	135			
ZC46-13	ZCMT150408	46	228	163	143	138		BFTX 05085	TRX20
ZC47-14	ZCMT150406SP	47	231	166	146	141			
ZC48-14		48	234	169	149	144			
ZC49-14		49	237	172	152	147			
ZC50-15		50	240	175	155	150	40		
ZC51-15		51	243	178	158	153			
ZC52-15		52	246	181	161	156			
ZC53-15		53	249	184	164	159			
ZC54-16		54	252	187	167	162			
ZC55-16		55	255	190	170	165		BFTX 06012	TRX25
ZC56-16	ZCMT200608	56	258	193	173	168			
ZC57-17		57	261	196	176	171			
ZC58-17		58	264	199	179	174			
ZC59-17		59	267	202	182	177			

Shoulder End Mills 直柄端銑刀

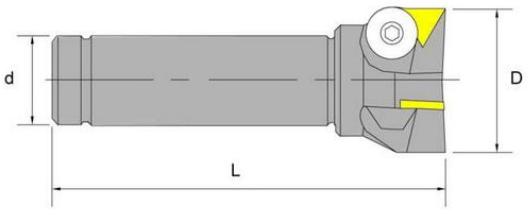

Order number	Insert number	D	L	d	Blade	Screw	Wrench
SAE-20	TPMN1103	20	100	16/20	2	TP-W3/16	LH-025
SAE-25		25		20/25			
SAE-30	TPMN1603	30				TP-W1/4	LH-040
SAE-35		35	120				
SAE-40		40		20/25/32	3		
SAE-45		45					
SAE-50		50					
SAE-63	TPMN2204	63	150	32		TP-W5/16	TLH-050

45°/60°Chamfering End Mills 45°/60°倒角銑刀



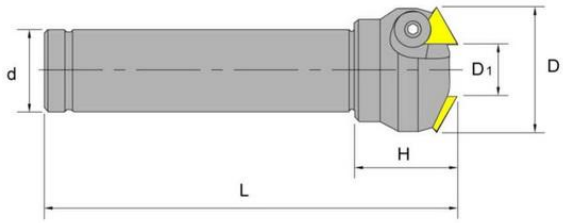

H

Order number	Insert number	D	D1	d	L	H	Blade	Locking screw	Wrench
TM 5-20 -45°	TPMN1603	21	5	12	100	30	1	TP-W1/4	LH-040
TM10-31-45°		31	10	20			2		
TM30-63-45°		50	30	25	160	40	3		
TM35-63-45°		55	35						

TC12-45° Chamfering End Mills

Order number	Insert number	Cutter Dia.	Shank Dia.	Length	Capacity	Screw	Wrench
TC12	TCMT16T304	ø25	12	100	ø3~25	BFTX0407	TRX15
TC40		ø40	12	100	ø20~36		

Milling Holder 銑床飛刀

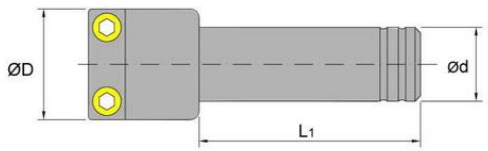

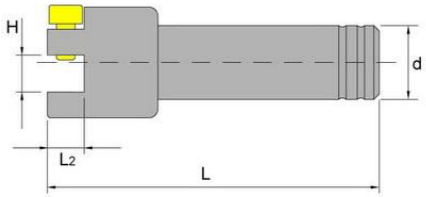

Order number	øD	ød	L	L1	L2	H	Screw	Wrench
FC2030-10	30	20	90	60	30	10	BX0510	LH-040
FC2550-13	50	25	120	80	40	13	BX0612	LH-050
FC2570-16	70		125		45	16	BX0815	LH-060

High Speed Shoulder Mills 高速直角端銑刀

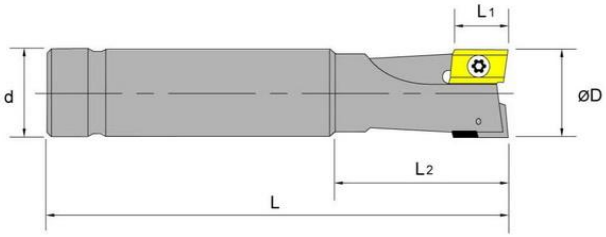

Order number	Insert number	øD	d	L2	L	Blade
APM 12-C12-1W	APMT1135PDER	12	12	25	130	1
APM 16-C20-2W		16	20	30	150	1
APM 20-C20-2W		20	20	30	150	3
APM 25-C25-2W	APMT1604PDER	25	25	40	150	2
APM 32-C32-3W		32	32	40	150	3
APM 40-C32-4W		40	32	42	150	3
APM 50-C32-4W		50	32	42	150	4

90° Shoulder Milling Cutter 90°捨棄式直角銑刀

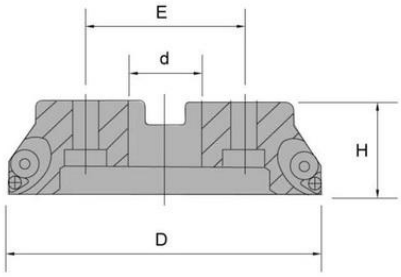

H

Order number	Insert number	D	Inch ød	Metric ød	E	H	Blade
TP-63	TPUN433 TPUN-2204	63	1"	27	—	50	3
TP-80		80	1"	27	—	55	4
TP-100		100	1¼"	32	—		5
TP-125		125	1½"	40	—	60	6

Parts				
	Locking screw	Carbide seat	Seat screw	Wrench
TP63-TP315	TP-W5/16	TP-ST22	TP-M4	TP-WH5
TP63-TP315	60	80	30	60



Off-Set Boring Tools 捨棄式搪孔刀架



Order number	Insert number	Square □ m/m	Length	Angle	Screw	Wrench
SBS-308	TPG0902	8	55	30°	BFTX02506	TRX08
310		10	65			
313	TPG1103	13	80		BFTX0310	TRX10
316	TPG1603	16	110		BFTX0407	TRX15
319		19	120			
408	TPG0902	8	45	45°	BFTX02506	TRX08
410		10	50			
413	TPG1103	13	60		BFTX0310	TRX10
416	TPG1603	16	110		BFTX0407	TRX15
419		19	120			
425		25	120			
908	TPG0902	8	45	90°	BFTX02506	TRX08
910		10	50			
913	TPG1103	13	60		BFTX0310	TRX10
916	TPG1603	16	110		BFTX0407	TRX15
919		19	120			
925		25	120			

Square Cutter Boring Bar 直柄搪孔刀架

Order number	Insert number	d	L
C16-BS 160	1/4"	16	160
C18-BS 150		18	150
C20-BS 150	5/16"	20	150
C20-BS 250		20	250
C25-BS 150		25	150
C25-BS 300		25	300
C32-BS 300	3/8"	32	300
C42-BS 300	1/2"	42	300

HTB-24 萬用工具盒組

板手螺絲組

黑盒外觀

倍力桿

Order number	Quantity	Contents in kit 組件		Qty
HTB-24	24Pcs	Torx : T6, T7,T8 ,T9 ,T10 ,T15 ,T20 ,T25	梅花起子頭	8
		Hex: 2 , 2.5 , 3 , 3.5 , 4 , 5 , 6	六角起子頭	7
		Philips : #00 , #0 , #1 , #2 , #3	十字起子頭	5
		Flat : 2 , 3 , 4 , 5mm	一字起子頭	4
		Magnifying Scope(10x)	十倍放大鏡	1
		Comfort Plastic Grip Handle	磁性起子柄	1
		Augmentation "L"- handle	倍力桿	1
HTB-24B	24Pcs	Torx : T6 , T7 , T8 , T9	梅花起子頭	4
		Torx : T6 , T7 , T8 , T9 , T10	梅花起子頭	5
		Torx : T6 ,T7 ,T8 ,T9 ,T10 ,T15 ,T20 ,T25	梅花起子頭	8
		Hex : 2 , 2.5 , 3 , 3.5 , 4 , 5 , 6	六角起子頭	7
		Magnifying Scope(10x)	十倍放大鏡	1
		Comfort Plastic Grip Handle	磁性起子柄	1
		Augmentation "L"- handle	倍力桿	1

Order number	Quantity	Contents in kit 組件	
SDV-120	1Pc	Comfort Plastic Grip Handle	磁性起子柄
Magnifying Scope(10x)	1Pc	Magnifying Scope (10x)	十倍放大鏡
Augmentation Handle	1Pc	Augmentation "L"- handle	倍力桿
Torx	5 Pcs / pack	Torx bits	梅花起子頭
Hexagon	5 Pcs / pack	Hex bits	六角起子頭
Philips	5 Pcs / pack	Philips bits	十字起子頭
Slotted	5 Pcs / pack	Flat bits	一字起子頭



UDC-快換鑽夾組

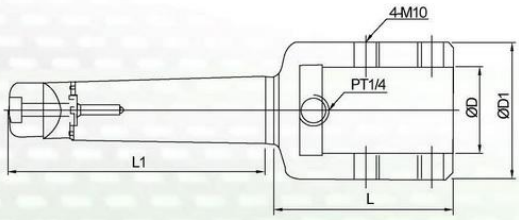

Holder

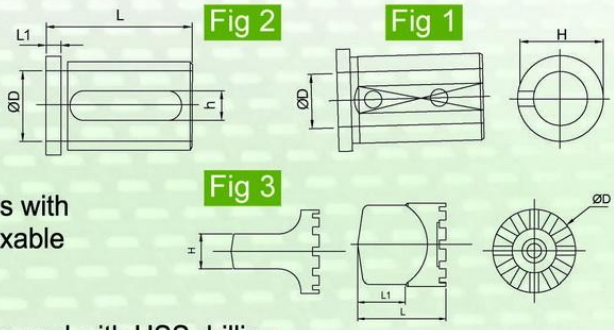

功能：

在高速車床與專用機使用大孔徑鑽頭的最佳方法。

可達到省時、省力、省錢的效果。

備有冷卻水閥，可搭配-切削水、油水混合氣、壓縮空氣、做冷卻。

備有變徑套筒可搭配 Ø13~Ø60 快速鑽頭。

Function / Capability :
For use on convectional lathe in the Tail Stock to hold tools with straight or cylindrical shank especially for drilling with Indexable inserts.

Advantages of UDC holding compared Indexable drill compared with HSS drilling.
1. Coolant mixed with compressed air possible for efficient cooling.
2. Good Chips evacuation at high speed and feed
3. Higher feed
4. Higher Speed
5. Easier feed force
6. Good chip control of the drilling inserts
7. Thus higher productivity in time and cost.

Order number	Contents in kit 組件		Qty
UDC MT4 Set	Morse Taper Body	本體	1
	Adjustable Tang	角度聯軸器	1
	Collets	套筒	3
	Regulating Valve	調整閥	1
UDC MT5 Set	Morse Taper Body	本體	1
	Adjustable Tang	角度聯軸器	1
	Collets	套筒	3
	Regulating Valve 1 Set	調整閥	1

Order number	Dimension (mm)						
	øD	øD1	L	L1	H	h	Fig
UDC MT4	40	63	80	124			Fig1
UDC MT5	40	63	80	156			
UDC 2040	20	47	67	7	38		Fig2
UDC 2540	25	47	67	7	38		
UDC 3240	32	47	67	7		14	
AG MT4	26		30	16	11.5		Fig3
AG MT5	37		44	21.6	15.9		

Lathe Quick Centre Block 內孔刀具定位座

PAT NO:93696

- 目　的：更換內孔刀具，達到相同中心高度，快速及簡易更換。
- 功　能：安裝省時，定位快速，增強剛性，提高精度，減少刀具磨損，方便及較好刀具控制。
- Purposes : To achieve same centre height when changing internal tools.
  Very fast and easy tool change.
- Advantages : Save time searching for packings or shims.
  : Save time setting to centre height.
  : Much better rigidity.
  : Better accuracy.
  : No damage to tools from tool-post clamping screw.
  : Convenience and better tools handling.

整組含⌀8,⌀10,⌀12,⌀16,⌀20,⌀25
套筒及固定座



Lathe Quick Centre Block 內孔刀具定位座

整組
(SET)



固定座
(Block)

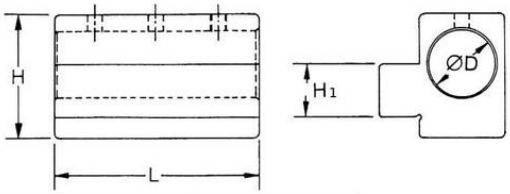

Order number	Quantity	Contents in kit 組 件		Qty
THR 2032 Set	7 Pcs	THR 2032 Block Collets Ø8~2532	THR 2032 固定座 套 筒 Ø8~2532	1 6
2532 Set		THR 2052 Block Collets Ø8~2532	THR 2052 固定座 套 筒 Ø8~2532	1 6
2040 Set		THR 2040 Block Collets Ø10~3240	THR 2040 固定座 套 筒 Ø10~3240	1 6
2540 Set		THR 2540 Block Collets Ø10~3240	THR 2540 固定座 套 筒 Ø10~3240	1 6
3240 Set		THR 3232 Block Collets Ø10~3240	THR 3240 固定座 套 筒 Ø10~3240	1 6

Order number	Dimensions (mm)				
	ØD	L	L1	H	H1
THR 2032	32	80	18	64	20
2532					25
2040	40	90	30	76	20
2540					25
3240					32

套筒

Fig 1

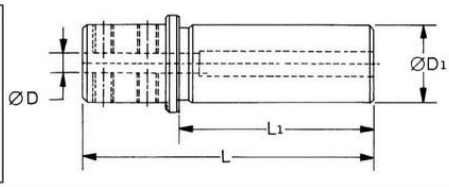

Fig 2

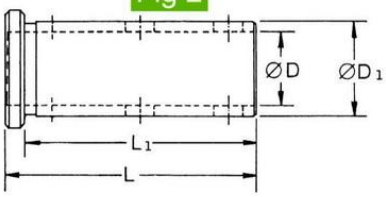

Order number	Dimensions (mm)				Fig 圖示
	Ød	L	L1	ØD	
CHR 08-32	8	117	78	32	Fig 1
10-32	10				
12-32	12				
14-32	14				
16-32	16	86	79		Fig 2
20-32	20				
25-32	25				
CHR 08-40	8	127	80	40	Fig 1
10-40	10				
12-40	12				
14-40	14				
16-40	16	96	89		Fig 2
20-40	20				
25-40	25				
32-40	32				

Coolant Collet 中心出水套筒

Fig 1

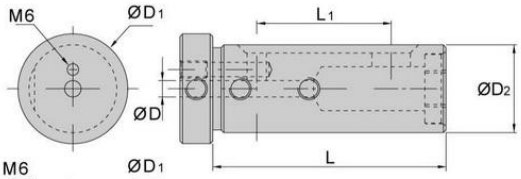

Fig 2

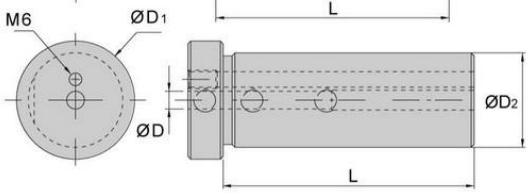

PAT. NO

Order number		Dimensions (mm)						Fig 圖示
		ØD	ØD1	L	L1	ØD2	E	
	CHR 06-20	6	25	54	_	20	_	Fig 2
	08-20	8						
	10-20	10						
	12-20	12						
	16-20	16						
COOLANT 中心出水	ACV 06-25	6	32	50	22	25	_	Fig 2
	08-25	8						
	10-25	10						
	12-25	12						
	16-25	16						
	20-25	20						
	AC 06-25	6	32	70	37		PT-1/4	Fig 1
	08-25	8						
	10-25	10						
	12-25	12						
	16-25	16						Fig 2
	20-25	20						

Mini Collet 小徑套筒

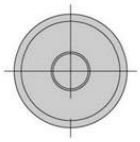

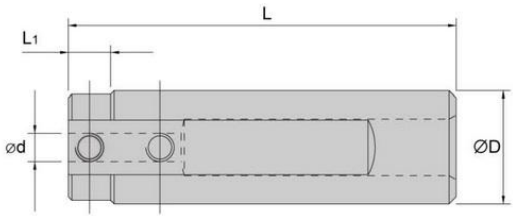

Order number	Dimensions (mm)				
	ød	ØD	L	L1	H
SC 04-16	4	16	80	6	15
05-16	5				
06-16	6				



Coolant Collet 中心出水套筒

Fig 1

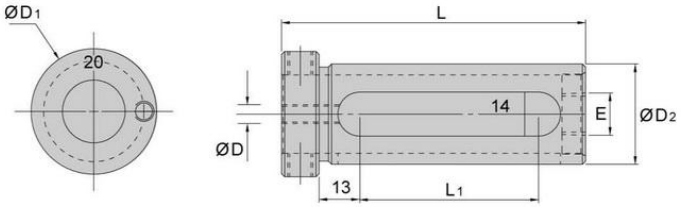

Fig 2

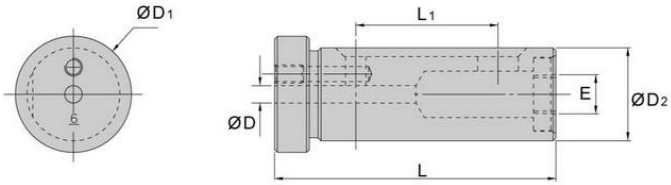

PAT. NO

	Order number	Dimensions (mm)						Fig 圖示
		øD	øD1	L	L 1	øD2	E	
COOLANT 中心出水	AC 06-32	6	40	100	53	32	PT-1/4	Fig 2
	08-32	8						
	10-32	10						
	12-32	12						
	16-32	16						
	20-32	20						Fig 1
	25-32	25						
	AC 06-40	6	46	100	53	40		Fig 2
	08-40	8						
	10-40	10						
	12-40	12						
	16-40	16						
	20-40	20						
	25-40	25						Fig 1
	32-40	32						
	AC 06-50	6	58	115	68	50		Fig 2
	08-50	8						
	10-50	10						
	12-50	12						
	16-50	16						
	20-50	20						
	25-50	25						
	32-50	32						Fig 1
	40-50	40						

MT 套筒

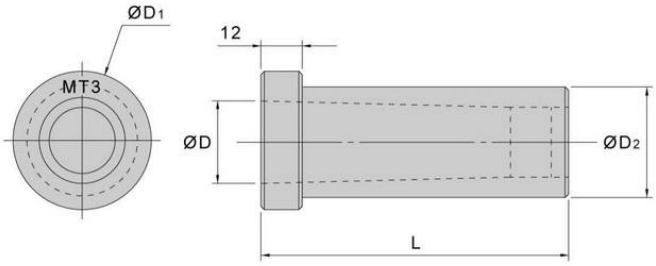

Order number	Dimensions (mm)			
	ØD	ØD1	ØD2	L
CHR20-MT1	MT1	30	20	73
CHR20-MT2	MT2			
CHR25-MT1	MT1	31	25	70
CHR25-MT2	MT2			
CHR25-MT3	MT3			
CHR32-MT1	MT1	39	32	72
CHR32-MT2	MT2			72
CHR32-MT3	MT3			92
CHR40-MT1	MT1	46	40	62
CHR40-MT2	MT2			72
CHR40-MT3	MT3			91
CHR40-MT4	MT4			116
CHR50-MT1	MT1	58	50	120
CHR50-MT2	MT2			
CHR50-MT3	MT3			
CHR50-MT4	MT4			

Eccentric Collet 偏心套筒

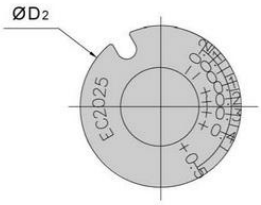

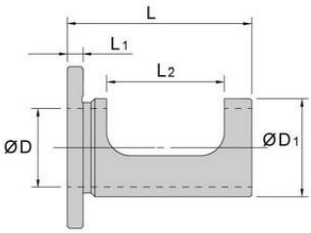

Order number	Dimensions (mm)						Milling Machine Adjustment 銑床加工徑 調整範圍	Lathe Machine Adjustment 車床中心高度 調整範圍
	ØD	ØD1	ØD2	L	L1	L2		
EC 2025	20	25	41	47	4	30	+0.5 / -0.2	+0.25 / -0.1
EC 2532	25	32	49	54	6	33		
EC 3240	32	40	58	59	6	35		
EC 4050	40	50	60	87	7	64		



Coolant Collet 中心鉆出水套筒

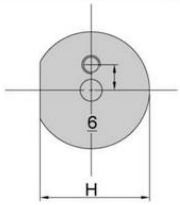

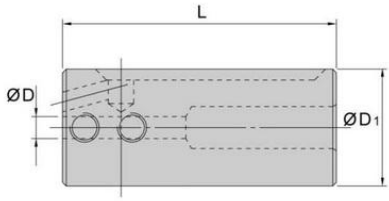

用於鉆中心及車外徑一次完成

	Order number	Dimensions (mm)				
		ØD	ØD1	L	L1	H
COOLANT 中心出水	AF 0632	6	32	75	46	30
	AF 6.332	6.3				
	AF 0832	8				
	AF 1032	10				
	AF 0640	6	40	75	46	38
	AF 6.340	6.3				
	AF 0840	8				
	AF 1040	10				

ER Spring Collets ER 彈性筒夾

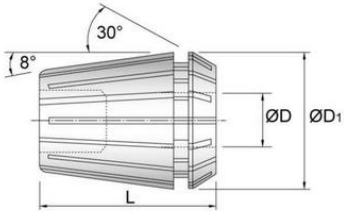

Order number	Clamp size	Dimensions (mm)		
		L	D	d
ER11	0.5~7.0	18.0	11.5	11.0
ER16	0.5~10.0	27.5	17.0	16.0
ER20	1.0~13.0	31.5	21.0	20.0
ER25	1.0~16.0	34.0	26.0	25.0
ER32	2.0~20.0	40.0	33.0	32.0
ER40	3.0~26.0	46.0	41.0	40.0
ER50	6.0~34.0	60.0	52.0	50.0

Collet Type	Model No.	Range Size
ER11	ER11- 7PCS	1,2,3,4,5,6,7
	ER11- 13PCS	1,1.5,2,2.5,3,3.5,4,4.5,5,5.5,6,6.5,7
ER16	ER16- 8PCS	3,4,5,6,7,8,9,10
	ER16- 10PCS	1,2,3,4,5,6,7,8,9,10
ER20	ER20- 10PCS	4,5,6,7,8,9,10,11,12,13
	ER20- 12PCS	2,3,4,5,6,7,8,9,10,11,12,13
ER25	ER25- 7PCS	4,6,8,10,12,14,16
	ER25- 15PCS	2,3,4,5,6,7,8,9,10,11,12,13,14,15,16
ER32	ER32- 11PCS	4,5,6,8,10,12,13,15,16,18,20
	ER32- 18PCS	3,4,5,6,7,8,9,10,11,12,13,14,15,16,17,18,19,20
ER40	ER40- 15PCS	4,5,6,8,10,12,13,15,16,18,20,21,22,25,26
	ER40- 23PCS	4,5,6,7,8,9,10,11,12,13,14,15,16,17,18,19,20,21,22,23,24,25,26
ER50	ER50- 12PCS	12,14,16,18,20,22,24,26,28,30,32,34

ER Collect Chuck ER 延長桿

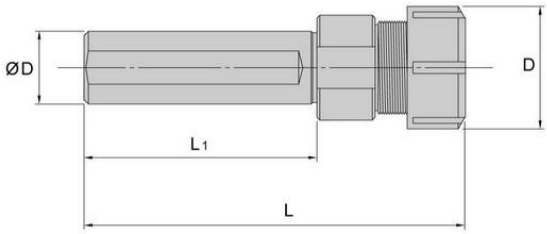

Order number	Collet Type	Clamp size	Dimensions (mm)			
			ØD	D	L	L1
M-2050-ER16	ER16	0.5~10	20	28	80	50
M-20100-ER16					130	100
M-20150-ER16					180	150
M-2050-ER20	ER20	1.0~13		34	86	50
M-20100-ER20					136	100
M-20150-ER20					186	150
M-20100-ER25	ER25	1.0~16		42	146	100
M-20150-ER25					196	150

ER Collet Tapping Holders ER 伸縮攻牙柄



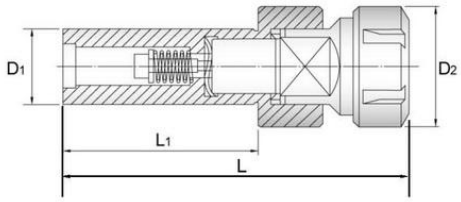

Order number	Collet Type	Clamp size	Dimensions (mm)			
			ØD1	D2	L	L1
TP-1670-ER16T	ER16	M3 ~ M10	16	28	105	70
TP-2080-ER16T			20	28	127	80
TP-2080-ER20T	ER20	M3 ~ M10	20	34	150	
TP-2580-ER20T			25	34	150	
TP-2580-ER25T	ER25	M4 ~ M18	25	42	150	
TP-3280-ER25T			32	42	150	
TP-32100-ER32T	ER32	M4 ~ M22	32	50	190	100
TP-40100-ER32T			40	50	190	



Jaws Boring Ring(TL-Type) 軟爪微調成型圈



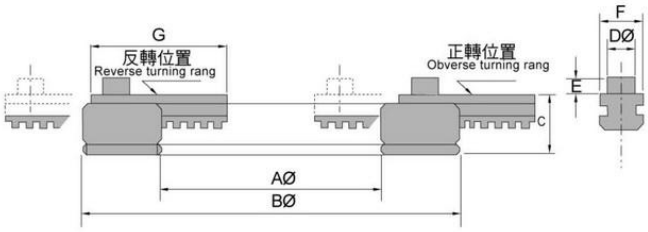

UNIT: mm

品目寸法 DIMENSION / 型式 MODEL	AØ	BØ	C	DØ-E	F-G	爪行程 Jaw Stroke (每次螺) Each	每爪 負戴能力 Max. Gripping Kgf	最大轉數 Max. Speed R.P.M.	重 量 Weight kg	適用夾頭 Matching Chuck
TL-100	100	170	26	13-7	19-61	7.4	1,500	800	2.7	5", 6", 8"
TL-125	125	200	26	16.3-8	19-61	7.4	1,500	700	3.5	6", 8", 10"
TL-160	160	248	31	18.3-8	24-80	8.5	1,750	600	5.6	8", 10", 12"

★表中外夾頭負載指向圓心，內夾頭負載則相反。 For adjusting the high accuracy of chuck during cutting performance.

Jaws Boring Ring(JB-Type) 油壓生爪成型圈



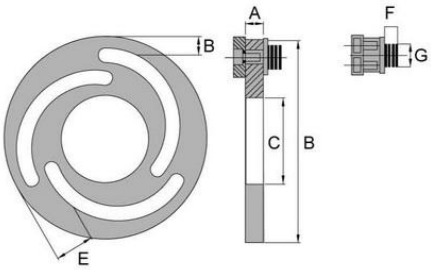

- 用於校正夾頭於切削工作時之精準度
- 此產品適用CNC車床
- Suitable for CNC lathe
- For adjust the high accuracy of chuck during cutting performance.

UNIT: mm

品目寸法 DIMENSION / 型式 MODEL	A	B	C	D	E	F	G	重 量 Weight kg
JB04	12	114	34	12	28	9	13.3	0.9
JB05	12	140	60	12	28	9	13.5	1.2
JB06	12	168	80	12	32	9	16.5	1.5
JB08	12	218	115	15	36	9	18.5	2.4
JB10	12	258	150	17	40	9	18.5	2.9
JB12	15	316	188	21	50	9	21.5	5.3
JB15	20	380	230	23	52	16	31	10.1

Hard Jaws for Hydraulic Chuck 油壓硬爪



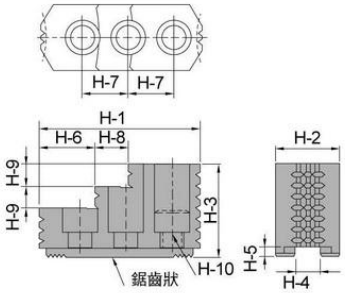

Fig 1

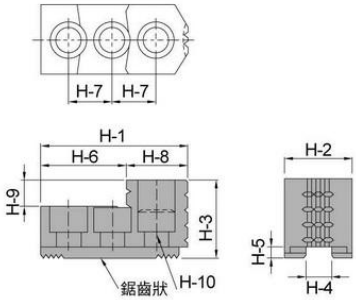

Fig 2

UNIT: mm

品目寸法 DIMENSION / 型式 MODEL	H-1	H-2	H-3	H-4	H-5	H-6	H-7	H-8	H-9	H-10	鋸齒狀節距 Serration pitch	重 量 Weight kg	參考圖 Reference Drawing
HJ05	53	23	28	10	4	30.5	14	22.5	10	M8	1.5x60°	0.4	圖2, Fig 2
HJ06	67	31	36	12	5	39	20	28	12	M10	1.5x60°	0.95	圖2, Fig 2
HJ08	86	35	51	14	5	31	25	18	12	M12	1.5x60°	1.95	圖1, Fig 1
HJ10	100	40	54	16	5	43	30	17	14	M12	1.5x60°	2.85	圖1, Fig 1
HJ12	113	50	52	18 / 21	5	69.5	30	43.5	20	M14 / M16	1.5x60°	3.9	圖2, Fig 2
HJ15	143	62	86	22	8	55	43	38	20	M20	1.5x60°	9.6	圖1, Fig 1

Soft Jaws for Hydraulic Chuck 油壓生爪-標準型



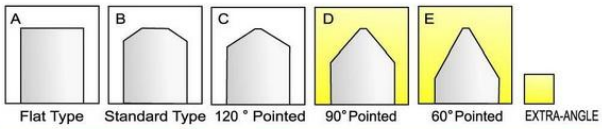

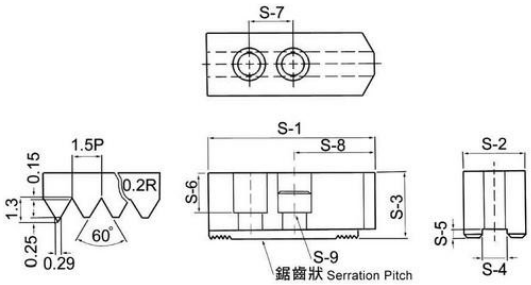

UNIT: mm

品目寸法 DIMENSION / 型式 MODEL	S-1	S-2	S-3	S-4	S-5	S-6	S-7	S-8	S-9	鋸齒狀節距 Serration pitch	重 量 Gross Wight kg
SJ04023	51	23	23	10	4	13	14	27	M8	1.5x60°	0.5
SJ05027	62	23	27	10	4	17	14	38	M8	1.5x60°	0.7
SJ06030	73	31	30	12	5	18	20	37	M10	1.5x60°	1.5
SJ08037	95	35	37	14	5	22	25	46	M12	1.5x60°	2.5
SJ10042	110	40	42	16	5	27	30	50	M12	1.5x60°	3.6
SJ12048	129	48	48	18 / 21	5	28	30	60	M14 / M16	1.5x60°	6.2
SJ15062	165	62	62	22 / 25.5	8 / 5	37	43	85	M20	1.5x60°	12.6
SJ18062	165	62	62	22	8	37	43	85	M20	1.5x60°	12.6



PIE JAWS 全包式生爪

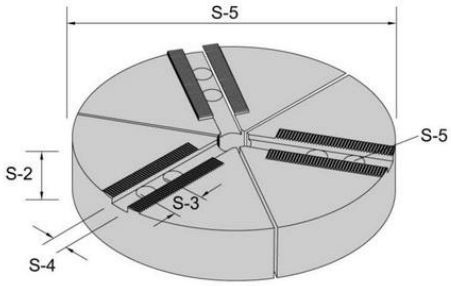

UNIT: mm

MODEL \ DIMENSION	S-1	S-2	S-3	S-4	S-5 Bolt Size	S-6	Thru Hole	Serration Pitch	Excursus
FW04032	100	32	14	10	M8	26	25	1.5x60°	
FW05032	135	32	14	10	M8	43.5	25	1.5x60°	
FW06040	169	40	20	12	M10	49.5	25	1.5x60°	
FW08040	200	40	25	14	M12	51	25	1.5x60°	
FW08050	200	50	25	14	M12	51	25	1.5x60°	
FW10050	250	50	30	16	M12	65	25	1.5x60°	
FW12050	300	50	30	21(18)	M16(M14)	81	25	1.5x60°	

Material: Steel (S45C)
To suit kitagawa and other famous chucks.

SPECIAL L TYPE 內外張生爪

FEATURE

- 提供生爪切割代工服務，
  依客戶工件物之尺寸，將生爪初步切割成型（夾持外徑、夾持內徑、排屑、減重.....）。
  能大幅減少客戶修整生爪時所需花費的時間，提高工作效率。

生 爪 切 割 代 工

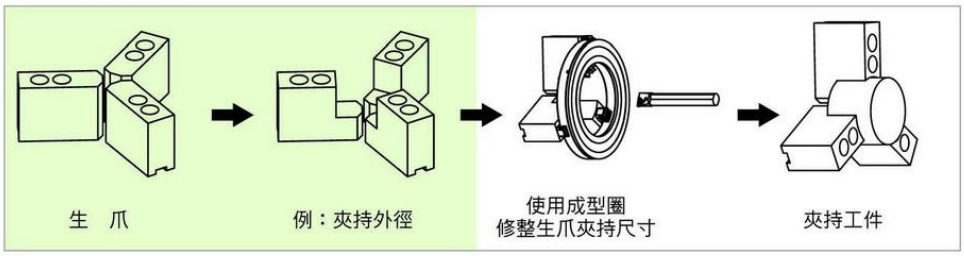

生爪切割代工範例

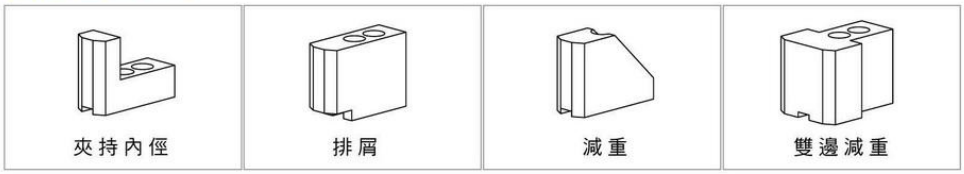

Special Tnuts 替換T型塊

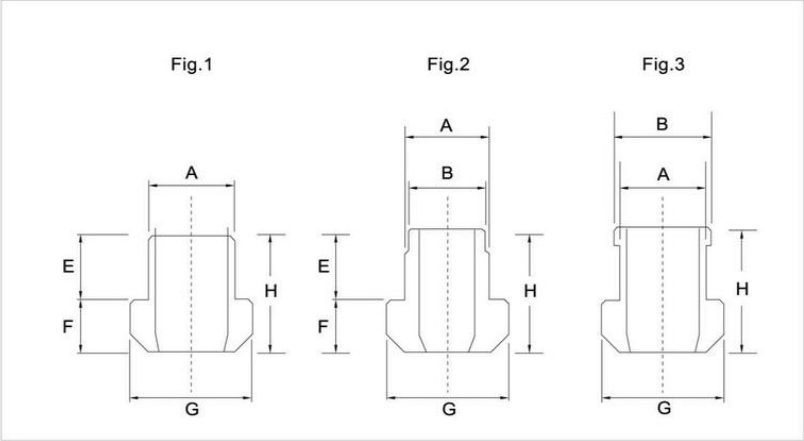

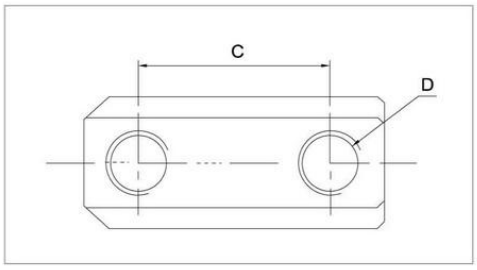

To suit power chucks.

- We also have varied sizes of t-nuts.
- Jaw Nuts could be designed according to the brand of power chucks.

FEATURE

- To connect power chuck and soft jaws, to suit different brands.
- We categorize the T-Nuts into

a.Standard type (fig.1)
b.Special type (fig.2) 6 "Soft Jaws are used for 8"chuck, 8"Soft Jaws are used for 10"chuck
10"Soft Jaws are used for 12"chuck, 12"Soft Jaws are used for 15"chuck
c.Special type (fig.3) 10"Soft Jaws are used for 8"chuck,

圖1. Flg 1

・一般用標準型T型塊，
如圖1。Standard type (Fig 1)

圖2. Flg 2

・特殊8"夾頭用6"生爪，10"用8"，12"用10"，15"用12"，15"用10"，如圖 2。Special type (Fig 2)

圖3. Flg 3

・特殊8"夾頭用10"生爪，如圖 3。Special type (Fig 3)

Standard T-Nuts To suit Kitagawa B-type

品目寸法 DIMENSION / 型式 MODEL	Chuck Size	A	C	D	E	F	G	H	To suit Kitagawa	Reference Drewing
TB06	6"	12	20	M10	15	7	17.5	22	B-06	Fig.1
TB08	8"	14	25	M12	16	10	20.5	26	B-08	Fig.1
TB10	10"	16	30	M12	16	10	22.5	26	B-10	Fig.1
TB12	12"	18	30	M14	20	13.5	26.5	33.5	B-12	Fig.1
TB15	15"	25.5	43	M20	20	19	35	39	N-15	Fig.1

Standard T-Nuts To suit Kitagawa B-200 type

品目寸法 DIMENSION / 型式 MODEL	Chuck Size	A	B	C	D	E	F	G	H	To suit Kitagawa	Reference Drawing
T05	5"	10	--	14	M08	9.5	5	14	14.5	B-205	Fig.1
T06	6"	12	--	20	M10	11	7.5	17.5	18.5	B-206	Fig.1
T08	8"	14	--	25	M12	12	8.5	20.5	20.5	B-208	Fig.1
T10	10"	16	--	30	M12	13	8.5	22.5	21.5	B-210	Fig.1
T12	12"	21	--	30	M16	16.5	11.5	28	28	B-212	Fig.1
T15	15"	24	22	43	M20	29	16.5	33.5	45.5	B-15	Fig.2

Special T-Nuts

To suit Kitagawa B-200 type
Such as: 6″ soft jaw suitable for 8″ chuck(6″ to 8″)

品目寸法 DIMENSION / 型式 MODEL	Chuck Size	Suitable to	A	B	C	D	H	Reference Drawing
TS08-06	6"	8" TO 6"	12	14	25	M10	18.5	Fig.3
TS06-08	8"	6" TO 8"	14	12	20	M10	20.5	Fig.2
TS10-08	8"	10" TO 8"	14	16	30	M12	20.5	Fig.3
TS08-10	10"	8" TO 10"	16	14	25	M12	21.5	Fig.2
TS10-12	12"	10" TO 12"	21	16	30	M12	28	Fig.2
TS12-15	15"	12" TO 15"	24	21	30	M16	45.5	Fig.2

- Material: SCM440
- Jaw Nuts could be designed according to the brands of power chuck.



Polling Type 迴轉頂針

RPM 2000-5000

NK型 LIVE CENTER - A TYPE



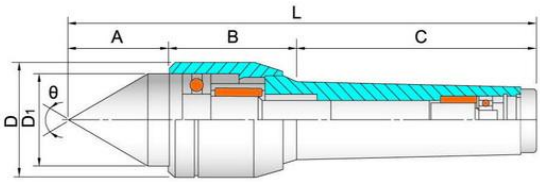

NK型 LIVE CENTER - B TYPE

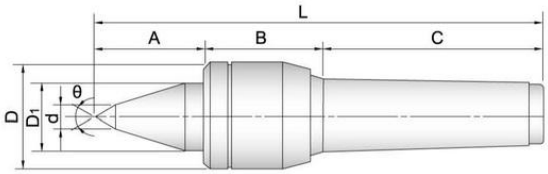

超硬碳化鎢 (WITH CARBIDE TIPPED)

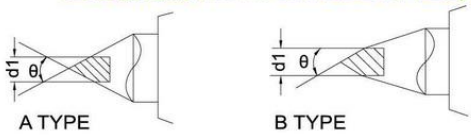

NKS型 LIVE CENTER



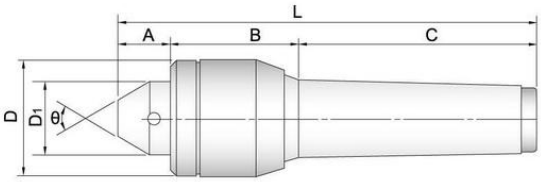

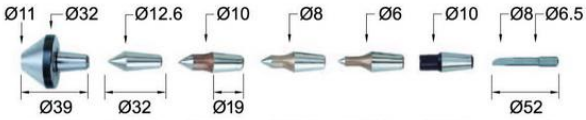

UNIT: mm

品目寸法 DIMENSION / 型式 MODEL	A	B	C	D	D1	b	L	d1	Co 精度 Accuracy	最大轉數 Speed max. r.p.m.	θ	G.W Wieght kg	包裝尺寸 L x W x H mm
NK-MT.2A	28	35	69	32	23	-	132	-	0.003	5000R.P.M	60°	0.36kgs	175x45x45
NK-MT.3A	36	44	86	41	35	-	166	12	0.003	3500R.P.M	60°	0.88kgs	200x60x60
NK-MT.4A	41	51	108	47	40	-	200	12	0.003	3000R.P.M	60°	1.46kgs	240x80x65
NK-MT.5A	54	72	136	65	52	-	262	18	0.003	2000R.P.M	60°	3.70kgs	300x100x90
NK-MT.3B	46	44	86	41	25	10	176	12	0.003	3500R.P.M	60°	0.84kgs	200x60x50
NK-MT.4B	55	51	108	47	32	12	214	12	0.003	3000R.P.M	60°	1.46kgs	240x80x65
NKS-MT.2	22	36	69	32	25	-	127	-	0.005	5000R.P.M	60°	0.86kgs	173x102x66
NKS-MT.3	23	44	86	41	30	-	153	-	0.005	3500R.P.M	60°	1.18kgs	235x130x100
NKS-MT.4	23	51	108	47	32	-	182	-	0.005	3000R.P.M	60°	1.62kgs	235x130x100

Heavy-Load Type 重負荷頂針

RPM 4000-6000

A TYPE

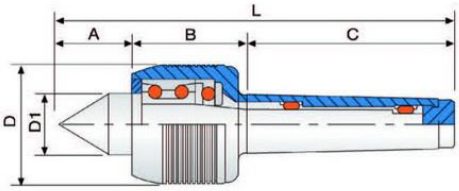

B TYPE

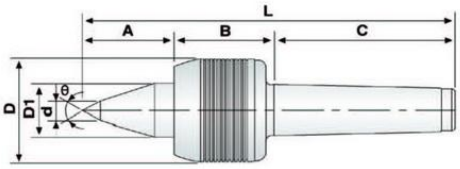

NCFP



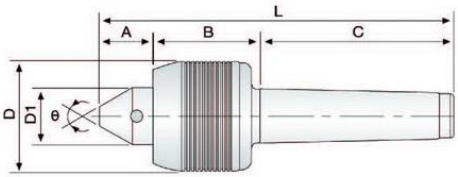

MT.4 MT.5



超硬碳化鎢 (WITH CARBIDE TIPPED)

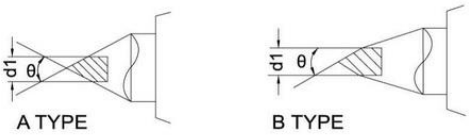

UNIT: mm

型式 MODEL / 品目寸法 DIMENSION	A	B	C	D	D1	b	L	d1	Co 精度 Accuracy	最大轉數 Speed max. r.p.m.	θ	G.W kg	包裝尺寸 L x W x H mm
NCF-MT.3A	38	50	86	53	30	-	174	12	0.003	6000R.P.M	60°	1.26kgs	240x80x65
NCF-MT.4A	45	60	108	68	32	-	213	12	0.003	5500R.P.M	60°	2.38kgs	257x100x90
NCF-MT.5A	52	70	136	87	40	-	258	18	0.003	4000R.P.M	60°	4.82kgs	320x118x115
NCF-MT.3B	52	50	86	53	30	10	188	12	0.003	6000R.P.M	60°	1.28kgs	240x80x65
NCF-MT.4B	55	60	108	68	32	12	223	12	0.003	5500R.P.M	60°	2.40kgs	257x100x90
NCF-MT.5B	67	70	136	87	40	14	273	18	0.003	4000R.P.M	60°	4.90kgs	320x118x115
NCFP-MT.4	29	64	108	68	32	-	201	-	0.005	5500R.P.M	30°	2.96kgs	238x132x80
NCFP-MT.5	37	70	136	87	40	-	243	-	0.005	4000R.P.M	30°	5.40kgs	280x150x106



High-Speed Water-Proof Type 高速頂針

RPM 1500-5000

A TYPE



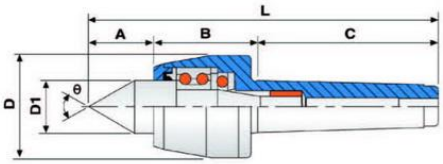

B TYPE



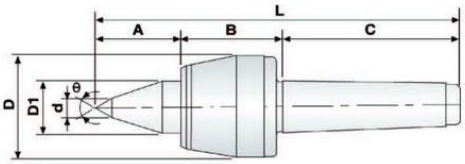

超硬碳化鎢 (WITH CARBIDE TIPPED)

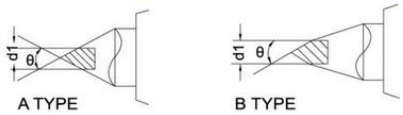

NCS

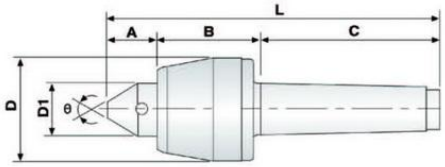

NCS-MT.3 MT.4

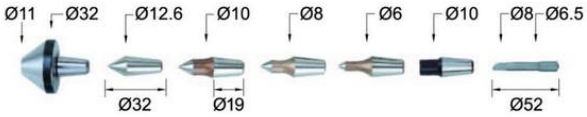

G230 G212 G210 G208 G206 G205 G200

NCS-MT.4P MT.5P

G345 G316 G312 G310 G308 G306

UNIT: mm

品目寸法 DIMENSION / 型式 MODEL	A	B	C	D	D1	d	L	d1	Co 精度 Accuracy	最大轉數 Speed max. r.p.m.	θ	G.W Wieght kg	包裝尺寸 L x W x H mm
NCH-MT.3A	39	55	65	53	30	-	180	12	0.003	5000R.P.M	60°	1.28kgs	240x80x65
NCH-MT.4A	42	62	108	63	32	-	208	12	0.003	4500R.P.M	60°	2.08kgs	257x100x90
NCH-MT.5A	49	71	136	83	40	-	256	18	0.003	3500R.P.M	60°	4.42kgs	320x118x115
NCH-MT.6A	80	110	189	128	70	-	379	-	0.008	1500R.P.M	60°	15.7kgs	425x185x180
NCH-MT.3B	45	55	86	53	30	10	186	12	0.003	5000R.P.M	60°	1.30kgs	240x80x65
NCH-MT.4B	52	62	108	63	32	12	218	12	0.003	4500R.P.M	60°	2.10kgs	257x100x90
NCH-MT.5B	59	71	136	83	400	14	266	18	0.003	3500R.P.M	60°	4.54kgs	320x118x115
NCS-MT.3	28	55	86	53	30	-	169	-	0.005	5000R.P.M	60°	1.50kgs	235x130x100
NCS-MT.4	30	62	108	63	32	-	196	-	0.005	4500R.P.M	60°	2.18kgs	235x130x100
NCS-MT.4P	30	62	108	63	32	-	196	-	0.005	4500R.P.M	60°	2.70kgs	238x132x80
NCS-MT.5P	34	71	136	83	40	-	237	-	0.005	3500R.P.M	60°	5.00kgs	280x150x106

SCLC SET 套裝組

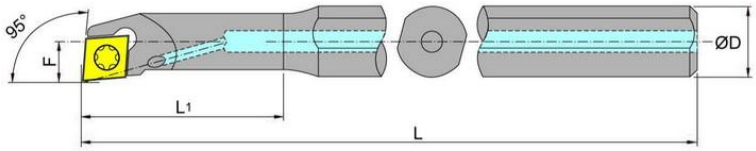

■ **Right hand tool holder shown.**

	Order number	Insert number		Dimensions (mm)					screw	Wrench
				øD	F	L	L_1	Dmin		
STEEL	S0608H SCLCR/L 06	CCMT CCGT	0602○○	8	4	100	25	8	BFTX02506	TRX08
	S0810J SCLCR/L 06			10	5	110	32	10		
	S1012K SCLCR/L 06			12	6	125	38	12		
	S1216M SCLCR/L 06			16	8	150	50	16		
COOLANT	A0608H SCLCR/L 06	CCMT CCGT	0602○○	8	4	100	25	8	BFTX02506	TRX08
	A0810J SCLCR/L 06			10	5	110	32	10		
	A1012K SCLCR/L 06			12	6	125	38	12		
	A1216M SCLCR/L 06			16	8	150	50	16		
AHSS	AH0608H SCLCR/L 06	CCMT CCGT	0602○○	8	4	100	25	8	BFTX02506	TRX08
	AH0810J SCLCR/L 06			10	5	110	32	10		
	AH1012K SCLCR/L 06			12	6	125	38	12		
	AH1216M SCLCR/L 06			16	8	150	50	16		
CARBIDE	E08K SCLCR/L 06	CCMT CCGT	0602○○	8	5	125	-	10	BFTX02506	TRX08
	E10K SCLCR/L 06			10	6	125	-	12		
	E12M SCLCR/L 06			12	7	150	-	14		

SCLC SET 套裝組

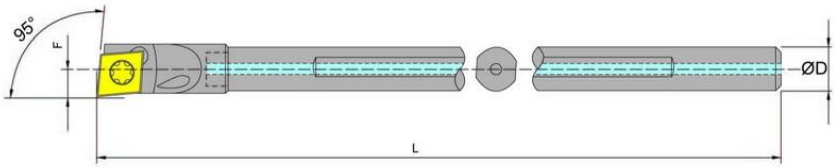

■ **Right hand tool holder shown.**

J

	Order number	Insert number		Dimensions (mm)						screw	Wrench
				øD	F	F_1	L	L_1	Dmin		
CARBIDE	E04G SCLCR/L 03	CCGT CCET	0301○○	4	2.3		90		5	BFTX01604	TRX06
	E05H SCLCR/L 03			5	3	-	100	-	6		
	E06J SCLCR/L 03			6	3.5		110		7		

SET BORING BARS

SDUC SET 套裝組

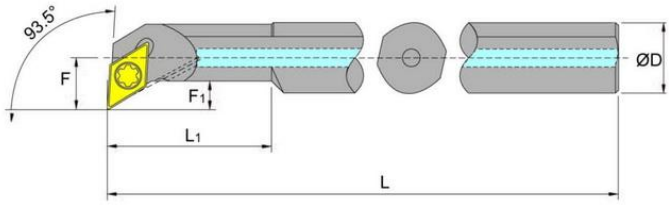

■ **Right hand tool holder shown.**

	Order number	Insert number		Dimensions (mm)						screw	Wrench
				øD	F	F1	L	L1	Dmin		
COOLANT	A0810H SDUCR/L 07	DCMT DCGT	0702○○	10	7	5	100	22	12.5	BFTX02506	TRX08
	A1012K SDUCR/L 07			12	9		125	28	15.5		
	A1216M SDUCR/L 07			16	11		150	36	19.5		
AHSS	AH0810H SDUCR/L 07	DCMT DCGT	0702○○	10	7	5	100	22	12.5	BFTX02506	TRX08
	AH1012K SDUCR/L 07			12	9		125	28	15.5		
	AH1216M SDUCR/L 07			16	11		150	36	19.5		
CARBIDE	E10K SDUCR/L 07	DCMT DCGT	0702○○	10	7	-	125	-	12	BFTX02506	TRX08
	E12M SDUCR/L 07			12	9		150		15		

SCLD SET 套裝組

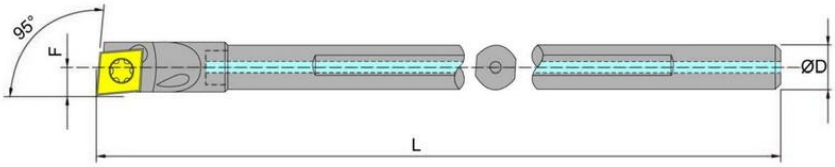

■ **Right hand tool holder shown.**

	Order number	Insert number		Dimensions (mm)						screw	Wrench
				øD	F	F1	L	L1	Dmin		
CARBIDE	E04G SCLDR/L 04	CDGT	S4T002	4	2.3	-	90	-	4.6	BFTX01804	TRX06
	E05H SCLDR/L 04			5	3		100		6		
	E06J SCLDR/L 04			6	3.5		110		7		

切斷/切槽刀架

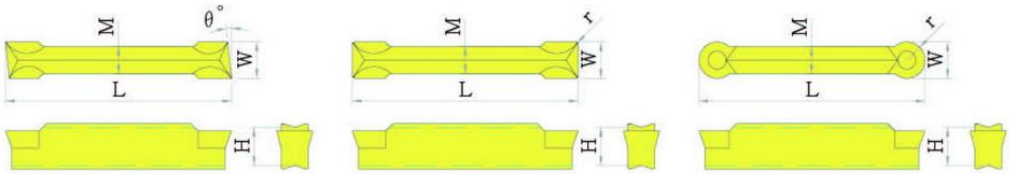

Insert 刀片形狀	Order Number 訂購型號	Dimension (mm) 尺寸 W±0.05	M	L	H	r	θ°	Coated 鍍層	材質 P	M	K	N	S	Application 用途 [F]	[M]	[R]
	CD200R/L - 06F1	2.0	1.5	22.0	4.0	—	6.0	PV40	○	◎	○	◎		◎		
	CD300R/L - 06F1	3.0	2.5	22.0	4.0	—	6.0		○	◎	○	◎		◎		
	CD400R/L - 04F1	4.0	3.0	25.0	4.0	—	6.0		○	◎	○	◎		◎		
	CD200R/L - 06M1	2.0	1.5	22.0	4.0	—	6.0	PV40	◎	○	◎	○	○		◎	
	CD300R/L - 06M1	3.0	2.5	22.0	4.0	—	6.0		◎	○	◎	○	○		◎	
	CD400R/L - 04M1	4.0	3.0	25.0	4.0	—	6.0		◎	○	◎	○	○		◎	
	CD200N - 0.2F1	2.0	1.5	22.0	4.0	0.2	—	PV40	○	◎	○	◎		◎		
	CD300N - 0.2F1	3.0	2.5	22.0	4.0	0.2	—		○	◎	○	◎		◎		
	CD400N - 0.3F1	4.0	3.0	25.0	4.0	0.3	—		○	◎	○	◎		◎		
	CD200N - 0.2M1	2.0	1.5	22.0	4.0	0.2	—	PV40	◎	○	◎	○	○		◎	
	CD300N - 0.2M1	3.0	2.5	22.0	4.0	0.2	—		◎	○	◎	○	○		◎	
	CD400N - 0.3M1	4.0	3.0	25.0	4.0	0.3	—		◎	○	◎	○	○		◎	
	CD200N - 0.2T	2.0	1.5	22.0	4.0	0.2	—	PV40	◎	◎	○	○	○		◎	
	CD250N - 0.2T	2.5	2.0	22.0	4.0	0.2	—		◎	◎	○	○	○		◎	
	CD300N - 0.3T	3.0	2.5	22.0	4.0	0.3	—		◎	◎	○	○	○		◎	
	CD400N - 0.4T	4.0	3.0	25.0	4.0	0.4	—		◎	◎	○	○	○		◎	
	CD500N - 0.4T	5.0	4.0	25.0	4.0	0.4	—		◎	◎	○	○	○		◎	
	CD600N - 0.4T	6.0	5.0	25.0	4.0	0.4	—		◎	◎	○	○	○		◎	
	CD300N - 1.5R	3.0	2.5	25.0	4.0	1.5	—	PV40	◎	◎	○	○	○	◎		
	CD400N - 2.0R	4.0	3.0	25.0	4.0	2.0	—		◎	◎	○	○	○	◎		
	CD500N - 2.5R	5.0	4.0	25.0	4.0	2.5	—		◎	◎	○	○	○	◎		
	CD600N - 3.0R	6.0	5.0	25.0	4.0	3.0	—		◎	◎	○	○	○	◎		

PCDR/L 外徑切斷刀架

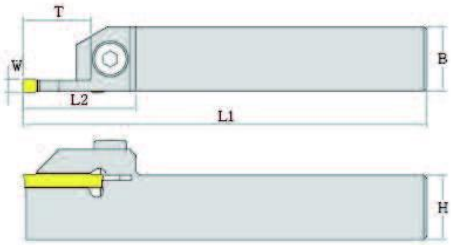

Right hand tool holder shown.(For Precise Insert)

Order number		Insert number	Dimensions（mm）						
			W	H	B	L	T	Screw	Wrench
PCDR/L	1212K 2T12 SH	CD 200R/L/N 250R/L/N (F1/T/M1)	2	12	12	125	12	BFTX0407	TRX 15
	1616K 2T17			16	16		17	BX 0520	LH 040
	2020K 2T17			20	20			BX0620	LH 050
	2525M 2T17			25	25	150			
	1616K 2T14 SH			16	16	125	14	BX 0520	LH 040
	1616K 3T14 SH	CD 300R/L/N (F1/T/M1/R)	3						
	1616K 3T20						20		
	2020K 3T09			20	20		9	BX0620	LH 050
	2020K 3T20						20		
	2525M 3T09			25	25	150	9		
	2525M 3T20						20		
	2020K 4T10	CD 400/N (F1/T/M1/R)	4	20	20	125			
	2020K 4T20								
	2525M 4T10								
	2525M 4T20			25	25	150			
	2525M 5T12	CD 500/N (F1/T/M1/R)	5				12		
	2525M 5T25						25		

PCDIR/L 內徑切槽刀架

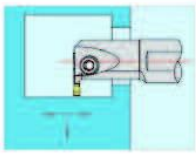

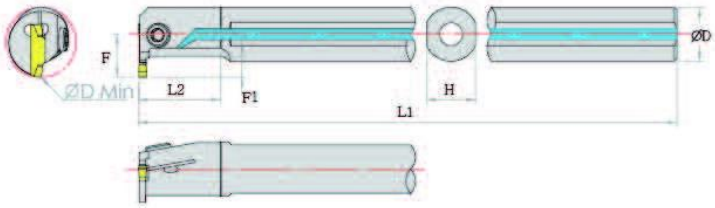

Right hand tool holder shown.(For Precise Insert)

Order number		Insert number	Dimensions（mm）					Min Cutting Diameter		
			Ø D	F	F1	L1	L2		Screw	Wrench
COOLANT 中心出水	A20Q PCDIR/L 2T06	CD 200R/L/N 250R/L/N (F1/T/M1)	20	15	6	180	40	25	BX 0520	LH 040
	A25R PCDIR/L 2T07		25	21.5	7	200	50	32		
	A20Q PCDIR/L 3T06	CD 300R/L/N (F1/T/M1/R)	20	15	6	180	40	25		
	A25R PCDIR/L 3T07		25	21.5	7	200	50	32		
	A32S PCDIR/L 3T11		32	27	11	250	60	40	BX0620	LH 050
	A25R PCDIR/L 4T09	CD 400/N (F1/T/M1/R)	25	21.5	9	200	50	32	BX 0520	LH 040
	A32S PCDIR/L 4T11		32	27	11	250	60	40	BX0620	LH 050
	A40T PCDIR/L 4T11		40	38	11	300	80	50		

PCDFR

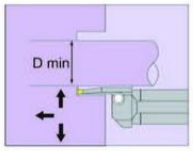

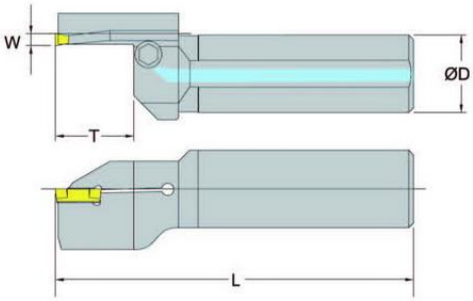

■ Right hand tool holder shown,(For Precise Insert)

	Order number		Insert number	Dimensions (mm)						
				Ø D	L	T	W	D min	Screw	Wrench
COOLANT 中心出水	A25M	PCDFR 29-34 2T06	CD 200R/L/N 250R/L/N (F1/T/M1)	25	150	6	2	29	BS0620	LH-050
		PCDFR 34-44 2T06						34		
		PCDFR 44-54 2T06						44		
		PCDFR 54-70 2T12				12		54		
	A32M	PCDFR 70-100 2T12		32				70		
		PCDFR 100-150 2T12						100		
		PCDFR 150-250 2T12						150		
		PCDFR 250-800 2T12						250		
COOLANT 中心出水	A25M	PCDFR 29-34 3T12	CD 300R/L/N (F1/T/M1/R)	25	150	12	3	29	BS0620	LH-050
		PCDFR 34-44 3T12						34		
		PCDFR 44-54 3T12						44		
		PCDFR 54-70 3T20				20		54		
	A32M	PCDFR 70-100 3T20		32				70		
		PCDFR 100-150 3T20						100		
		PCDFR 150-250 3T20						150		
		PCDFR 250-800 3T20						250		
COOLANT 中心出水		PCDFR 29-34 4T12	CD 400/N (F1/T/M1/R)	25	150	12	4	29	BS0620	LH-050
	A25M	PCDFR 34-44 4T12						34		
		PCDFR 44-54 4T12						44		
		PCDFR 54-70 4T20				30		54		
		PCDFR 70-100 4T20		32				70		
	A32M	PCDFR 100-150 4T20						100		
		PCDFR 150-250 4T20						150		
		PCDFR 250-800 4T20						250		

編號	說明
□	無標示表萬用
M	斷屑槽
B	外圍研磨 &斷屑槽

④ Type of shape
刀片外形

L (mm)	I.C. (mm)
06	4.00
08	5.00
11	6.35
16	9.525
22	12.7
27	15.875

① Insert Size
刀片邊長

55	Partial Profile 55° 通用螺紋 55°
60	Partial Profile 60° 通用螺紋 60°
ISO	公制 60° (mm)
UN	美規 60°
W (Whitworth) (PF,PS)	惠氏 55° 平行管螺紋
BSPT (PT)	英制 55° 錐度管螺紋
NPT	美規 60° 錐度管螺紋
NPTF	美規 60° 空壓用螺紋
PG	管螺紋 80°
TR (TRAPEZ)	TR 30° 梯形螺紋
ACME	美規 29° 梯形螺紋
STUB ACME	美規 29° 短齒梯形螺紋
ABUT (AM.BUTTRESS)	美規 偏梯形螺紋
UNJ	美規 UNJ 60°
RD(Round) (DIN 405)	德規 RD圓螺紋 30°
DIN 20400	德規 RD圓螺紋 30°
MJ	MJ 60°
SAGE (SAGENGEWINDE)	德規 偏梯形螺紋
API (OIL INDUSTRY)	石油工業螺紋 60°
SPECIAL PROFILE	特殊齒形螺紋

⑥ Thread standards
螺紋規範

①	②	③	④	⑤	⑥	⑦	⑧
16	E	R	M	1.5	ISO	2M	ITC400

② Type of Insert
車削類型

編號	說明
E (External)	外徑車削
I (Internal)	內徑車削
EI (E+I)	外，內徑車削

③ RH/LH Insert
車削方向

編號	說明
R (Right Hand Insert)	右手車削
L (Left Hand Insert)	左手車削
RL (R+L)	右，左手車削

⑤ Pitch
螺距

Partial Profile 通用螺紋規格		
編 號	mm	TPI
A	0.5~1.5	48~16
AG	0.5~3.0	48~8
G	1.75~3.0	14~8
N	3.5~5.0	7~5
Q	5.5~6.0	4½~4
U	5.5~9.0	4½~2¾

Full Profile 專用螺紋規格	
mm	TPI
0.35~12.0	72~2

⑦ No. of Teeth
牙刀刃數

編號	說明
□	無標示表單刃
2M	雙刃
3M	三刃

⑧ Carbide Grades
刀片材質

ITC 300
ITC 400
K15

Partial Profile 60°
通用螺紋 60°

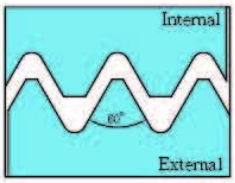

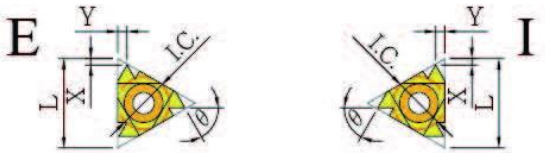

External Order Number	Internal Order Number	Pitch 螺距		Dimension (mm)					
外螺紋訂貨編號	內螺紋訂貨編號	mm	Tpi	θ°	L	I.C.	X	Y	r
—	06IR A60	0.5~1.5	48~16	60	6	4	0.5	0.6	0.05
—	08IR A60	0.5~1.5	48~16	60	8	5	0.5	0.7	0.05
11ER A60	11IR A60	0.5~1.5	48~16	60	11	6.35	0.8	0.9	0.05
16ER A60	16IR A60	0.5~1.5	48~16	60	16	9.525	0.8	0.9	0.05
16ER AG60	16IR AG60	0.5~3.0	48~8	60	16	9.525	1.2	1.7	0.05
16ER G60	16IR G60	1.75~3.0	14~8	60	16	9.525	1.2	1.7	0.16
22ER N60	22IR N60	3.5~5.0	7~5	60	22	12.7	1.7	2.5	0.3
27ER Q60	27IR Q60	5.5~6.0	4.5~4	60	27	15.875	2	3	0.3

ISO
公制 60°

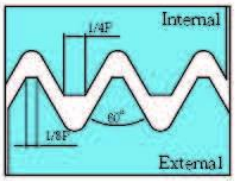

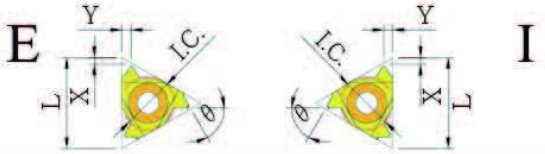

External Order Number	Internal Order Number	Pitch 螺距		Dimension (mm)				
外螺紋訂貨編號	內螺紋訂貨編號	mm	Tpi	θ°	L	I.C.	X	Y
—	11IR 1.0ISO	1.00		60	11	6.350	0.70	0.70
—	11IR 1.25ISO	1.25		60	11	6.350	0.80	0.90
—	11IR 1.5ISO	1.50		60	11	6.350	0.80	1.00
—	11IR 1.75ISO	1.75		60	11	6.350	0.80	1.10
—	11IR 2.0ISO	2.00		60	11	6.350	0.80	0.90
—	16IR 0.6ISO	0.60		60	16	9.525	0.60	0.60
—	16IR 0.7ISO	0.70		60	16	9.525	0.60	0.60
16ER 0.75ISO	16IR 0.75ISO	0.75		60	16	9.525	0.60	0.60
16ER 0.8ISO	16IR 0.8ISO	0.80		60	16	9.525	0.60	0.60
16ER 1.0ISO	16IR 1.0ISO	1.00		60	16	9.525	0.70	0.70
16ER 1.25ISO	16IR 1.25ISO	1.25		60	16	9.525	0.80	0.90
16ER 1.5ISO	16IR 1.5ISO	1.50		60	16	9.525	0.80	1.00
16ER 1.75ISO	16IR 1.75ISO	1.75		60	16	9.525	0.90	1.00
16ER 2.0ISO	16IR 2.0ISO	2.00		60	16	9.525	1.00	1.30
16ER 2.5ISO	16IR 2.5ISO	2.50		60	16	9.525	1.10	1.50
16ER 3.0ISO	16IR 3.0ISO	3.00		60	16	9.525	1.20	1.50
22ER 3.5ISO	22IR 3.5ISO	3.50		60	22	12.700	1.60	2.30
22ER 4.0ISO	22IR 4.0ISO	4.00		60	22	12.700	1.60	2.30
22ER 4.5ISO	22IR 4.5ISO	4.50		60	22	12.700	1.70	2.40
22ER 5.0ISO	22IR 5.0ISO	5.00		60	22	12.700	1.70	2.50
27ER 5.5ISO	27IR 5.5ISO	5.50		60	27	15.875	1.80	2.40
27ER 6.0ISO	27IR 6.0ISO	6.00		60	27	15.875	1.90	2.60

UN 60°
美規 60°

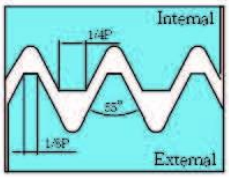

E 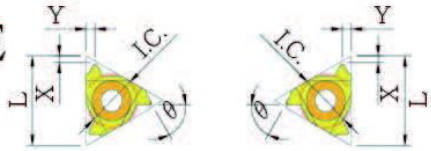 I

External Order Number	Internal Order Number	Pitch 螺距		Dimension (mm)				
外螺紋訂貨編號	內螺紋訂貨編號	mm	Tpi	θ°	L	I.C.	X	Y
—	08IR 24UN		24	60	8	5.000	0.70	0.70
—	11IR 24UN		24	60	11	6.350	0.70	0.80
—	11IR 20UN		20	60	11	6.350	0.80	0.90
—	11IR 18UN		18	60	11	6.350	0.80	1.00
—	11IR 16UN		16	60	11	6.350	0.60	1.10
—	11IR 14UN		14	60	11	6.350	0.60	1.10
16ER 24UN	16IR 24UN		24	60	16	9.525	0.70	0.80
16ER 20UN	16IR 20UN		20	60	16	9.525	0.80	0.90
16ER 18UN	16IR 18UN		18	60	16	9.525	0.80	1.00
16ER 16UN	16IR 16UN		16	60	16	9.525	0.60	1.10
16ER 14UN	16IR 14UN		14	60	16	9.525	1.00	1.20
16ER 12UN	16IR 12UN		12	60	16	9.525	1.10	1.40

NPT 60°
美規錐管螺紋 60°

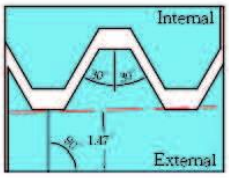

E 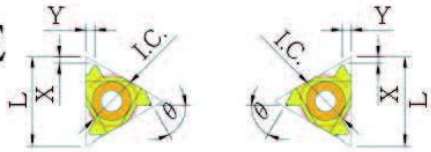 I

External Order Number	Internal Order Number	Pitch 螺距		Dimension (mm)				
外螺紋訂貨編號	內螺紋訂貨編號	mm	Tpi	θ°	L	I.C.	X	Y
—	11IR 18NPT		18	60	11	6.350	0.80	1.00
—	11IR 14NPT		14	60	11	6.350	0.80	1.00
16ER 18NPT	—		18	60	16	9.525	0.80	1.00
16ER 14NPT	16IR 14NPT		14	60	16	9.525	0.90	1.20
—	16IR 11.5NPT		11½	60	16	9.525	1.10	1.50

ABUT
美規偏梯形螺紋

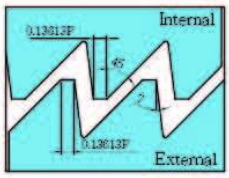

E 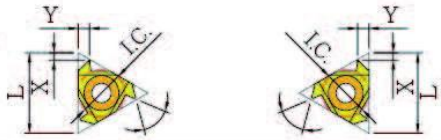 I

External Order Number	Internal Order Number	Pitch 螺距		Dimension (mm)				
外螺紋訂貨編號	內螺紋訂貨編號	mm	Tpi	θ°	L	I.C.	X	Y
11ER 20ABUT	11IR 20ABUT	11.00	20	45+7	11	6.350	1.00	1.40
11ER 16ABUT	11IR 16ABUT	11.00	16	45+7	11	6.350	1.30	1.90
16ER 20ABUT	16IR 20ABUT	16.00	20	45+7	16	9.525	1.00	1.40
16ER 16ABUT	16IR 16ABUT	16.00	16	45+7	16	9.525	1.30	1.90
16ER 12ABUT	16IR 12ABUT	16.00	12	45+7	16	9.525	1.40	2.00
16ER 10ABUT	16IR 10ABUT	16.00	10	45+7	16	9.525	1.50	2.30
22ER 8ABUT	22IR 8ABUT	22.00	8	45+7	22	12.700	2.00	3.20
22ER 6ABUT	22IR 6ABUT	22.00	6	45+7	22	12.700	2.20	3.50

Partial Profile 55°
通用螺紋 55°

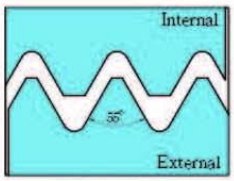



External Order Number	Internal Order Number	Pitch 螺距		Dimension (mm)					
外螺紋訂貨編號	內螺紋訂貨編號	mm	Tpi	θ°	L	I.C.	X	Y	r
—	11IR A55	0.5~0.15	48~16	55	11	6.35	0.8	0.9	0.05
16ER G55	16IR G55	1.75~3.0	14~8	55	16	9.525	1.2	1.7	0.21
22ER N55	22IR N55	3.5~5.0	7~5	55	22	12.7	1.7	2.5	0.43
27ER Q55	—	5.5~6	4.5~4	55	27	15.875	2.1	3	0.6

BSPT 55°
英制錐管螺紋 55°

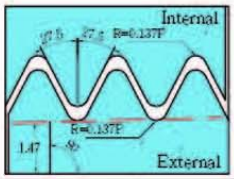

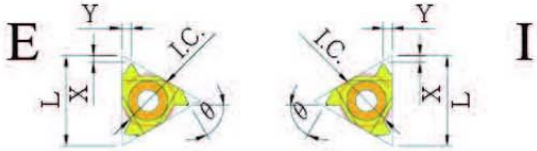

External Order Number	Internal Order Number	Pitch 螺距		Dimension (mm)				
外螺紋訂貨編號	內螺紋訂貨編號	mm	Tpi	θ°	L	I.C.	X	Y
—	08IR 28BSPT		28	55	8	5.000	0.70	0.60
—	08IR 19BSPT		19	55	8	5.000	0.70	0.70
11ER 28BSPT	11IR 28BSPT		28	55	11	6.350	0.80	0.90
11ER 19BSPT	11IR 19BSPT		19	55	11	6.350	0.80	0.90
11ER 14BSPT	11IR 14BSPT		14	55	11	6.350	0.90	1.00
16ER 28BSPT	16IR 28BSPT		28	55	16	9.525	0.60	0.60
16ER 19BSPT	16IR 19BSPT		19	55	16	9.525	0.80	0.90
16ER 14BSPT	16IR 14BSPT		14	55	16	9.525	1.00	1.20
16ER 11BSPT	16IR 11BSPT		11	55	16	9.525	1.10	1.50

W 55°
惠氏 55°

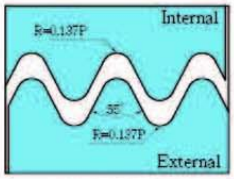

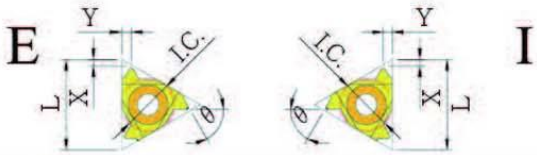

External Order Number	Internal Order Number	Pitch 螺距		Dimension (mm)				
外螺紋訂貨編號	內螺紋訂貨編號	mm	Tpi	θ°	L	I.C.	X	Y
16ER 19W	16IR 19W		19	55	16	9.525	1.00	1.00
16ER 18W	16IR 18W		18	55	16	9.525	1.00	1.00
16ER 16W	16IR 16W		16	55	16	9.525	1.10	1.10
16ER 14W	16IR 14W		14	55	16	9.525	1.20	1.20
16ER 12W	16IR 12W		12	55	16	9.525	1.40	1.40
16ER 11W	16IR 11W		11	55	16	9.525	1.50	1.50
16ER 10W	16IR 10W		10	55	16	9.525	1.50	1.50


PRECISE
AH1216M
SDU

PRECISE

巧準精密機械股份有限公司
CHIAO CHUEN PRECISION MACHINERY CO.,LTD.

33862 桃園市蘆竹區大興路20巷8號
No.8, LANE 20 DAI HSING RD., LU CHU
TAOYUAN 38862, TAIWAN
TEL:886-3-3135668 FAX:886-3-3137080
E-mail:service@precise.com.tw
E-mail:precise8@ms14.hinet.net
http://www.precise.com.tw