

LTC-35LY

高剛性臥式車床

High Rigidity

Horizontal Turning Center




機器特性

LTC-35LY 是一款高性能數控車床，適合加工各種複雜零件，尤其是汽車業的零件。性能優異，能夠提高產品的質量和效率，降低成本和時間，為用戶帶來更多的價值和競爭力。

■ 堅固的床身結構

床身的設計極具剛性，使其能夠在進行重負荷切削作業時保持穩定，並確保機床在處理困難材料時的可靠性和耐用性，從而為用戶提供了持久的性能。




■ 高速主軸與精密伺服馬達

機床的主軸和伺服馬達都採用了高速高精度技術，使切削和鑽孔作業能迅速且精確地完成。高效的動力系統不僅提高了生產效率，也保證了加工過程中的精準度。



■ Y軸功能與數控系統的多樣性

除了傳統的X軸和Z軸移動，增加了Y軸功能，能夠實現更多的加工角度和形狀，提高加工的靈活性和精度。此外，也支持多種數控程式，方便用戶根據不同的工件設計和操作，減少錯誤和浪費。




FEATURES

LTC-35LY is a high-performance CNC Turning Center, suitable for machining various complex parts, especially parts for the automotive industry. It has excellent performance, can improve the quality and efficiency of products, reduce costs and time, and bring more value and competitiveness to users.

■ Strong Solid Structure

The design of the bed is very rigid, making it stable during heavy load cutting operations, and ensuring the reliability and durability of the machine tool when processing difficult materials, thus providing users with lasting performance.




■ High-speed Spindle and Precision Servo Motor

The spindle and servo motor of the machine tool adopt high-speed and high-precision technology, which can quickly and accurately complete cutting and drilling operations. The efficient power system not only improves the production efficiency, but also ensures the accuracy of the machining process.



■ Y-axis Function and Diversity of Numerical Control System

In addition to the traditional X-axis and Z-axis movement, the Y-axis function is added, which can achieve more machining angles and shapes, improve the machining flexibility and accuracy. In addition, it also supports a variety of numerical control programs, which is convenient for users to design and operate according to different workpieces, reducing errors and waste.



型號 MODEL	單位 UNIT	LTC-35LY
工作範圍 CAPACITY		
最大旋徑 Max. Swing	mm	800
最大加工直徑 Max. Turning Diameter	mm	430
最大加工長度 Max. Turning Length	mm	1530
棒材最大徑 Bar Capacity	mm	115
行程 TRAVEL		
X軸行程 X-Axis Travel	mm	215+20
Z軸行程 Z-Axis Travel	mm	1600
Y軸行程 Y-Axis Travel	mm	+100/-80

型號 MODEL	單位 UNIT	LTC-35LY
主軸 SPINDLE		
主軸轉速 Spindle Speed	rpm	2000
主軸鼻端 Spindle Nose		A2-11
夾頭尺寸 Chuck Size	inch	15
主軸馬達出力 Spindle Motor Power	kw	30
進給率 FEED RATE		
X/Z/Y軸快速位移 X/Z/Y-Axis Rapid Traverse	m/min	15/20/7.5
刀塔 TURRET		
刀座數量 Number of Tool Stations		12T
動力刀座轉速 Rotary Tool Spindle Speed	rpm	400
動力刀座出力 Rotary Tool Motor Power	kw	7.5