

# GREENWAY<sup>®</sup>



## ***PRECISION CNC LATHE***

HC-20N & HC-30N & HC-30

HCP-42 / 42NEW

**精密臥式數控車床(走刀式/車銑複合式)**

Precision Horizontal CNC Lathe  
(Fixed Head Type / Turning and Milling Complex Type)

[www.cnc-lathe.com](http://www.cnc-lathe.com)

JARNG YEONG ENTERPRISE CO., LTD.

# HC-20N/30N

## ECONOMICAL CNC LATHE 經濟型數控車床

絕對超值、穩定、高效益經濟型數控車床，可自由選擇單件加工或是搭配棒材送料機，進行無間斷自動加工。

Economic value model. Stable, high performance and high profit. Free to choose single workpiece processing or working with bar feeder to do machining automatically and continuously.

### 產品說明 / DESCRIPTION

#### HC-20N

- ▶ 主打加工效率高的經濟機型，價格比走心機型更加實惠，數控車床首選入門款。

Our main economical machine type with high processing efficiency, the price is more affordable than swiss type, it's an entry models for CNC lathe.

- ▶ 線軌配置，適合輕切削且加工速度快，能大幅提升客戶的生產效率。

The linear guideway configuration is suitable for light cutting and processing speed, which can greatly increase the customer's production efficiency.

- ▶ 機台體積小，可節省廠房空間。

The small size of the machine platform can save the factory space.

- ▶ 選配跟刀架與長工件取料裝置，增加扶料功能，即可加工長工件。

Optional Follow rest with fixed guide bush and Long workpiece parts catcher, increase holding material function, can process long workpieces.

#### HC-30N

- ▶ 此機型亦能客製化設計為單件自動送料。

This type can also be customized for single workpiece auto feeding.



HC-20N ▶



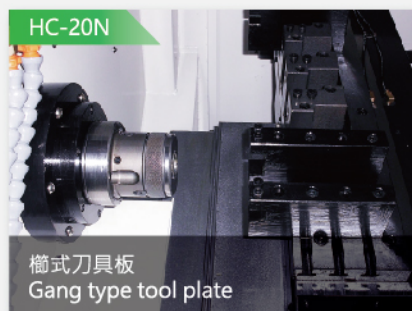
HC-30N ▶

- ▶ 採用硬軌配置，適合中/重切削，機身底座為鑄造一體成型，較為穩固強壯。

The box guideway configuration is suitable for medium/heavy cutting. The base of the fuselage is cast and formed. It is relatively strong and strong.

- ▶ 擁有X/Z軸超大行程設計，跨距寬，加工起來更加強健穩定，易於刀具排列。

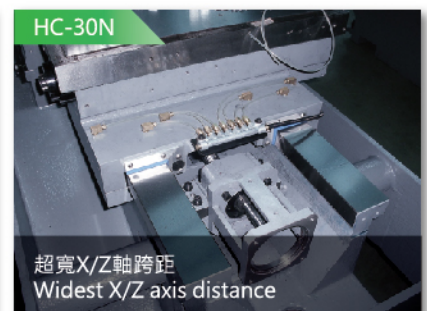
With X/Z axis large travel design, wide of span, more robust and stable processing, easy to tool arrangement.



櫛式刀具板  
Gang type tool plate



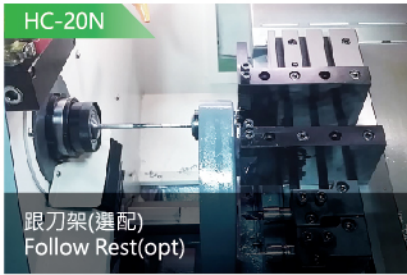
主軸皮帶檢知裝置  
Belt break detection device of spindle



超寬X/Z軸跨距  
Widest X/Z axis distance



# HC-20N/30N



HC-20N

跟刀架(選配)  
Follow Rest(opt)



HC-20N

長工件取料裝置(選配)  
Long workpiece parts catcher(opt)



HC-30N

成品取料裝置(選配)  
Parts catcher(opt)

## HC-20N/30N 標準配件與選購配件

### Standard Accessories and Optional Accessories for HC-20N/30N

#### 標準配件 Standard Accessories

##### HC-20N 櫥式標準配件 Gang Type Standard Accessories

工具及工具箱 Tools and tools box	1 SET	LED工作燈 Lighting device	1 SET	自動潤滑系統 Auto lubrication system	1 SET
筒夾 Collet	1 PC	下刀架(口20) Lower tool holder(□20)	1 SET	櫥式刀具板 Gang type tool plate	1 SET
內孔刀架(I.D.Ø20) Tool holder for inner hole(I.D.Ø20)	2 SETS	雙刀架(口20) Twin tool holder(□20)	1 SET	機械墊塊 Base leveling block	4 PCS
切削水設備含1/4HP冷卻幫浦 Cutting coolant system with 1/4HP coolant pump			1 SET	集屑箱 Chip basket tank	1 SET
內孔套筒(I.D.Ø6, 8, 10, 12, 16 / O.D.Ø20) 各1只 Tool holder bush(I.D.Ø6, 8, 10, 12, 16 / O.D.Ø20) per pc			1 SET	成品取料裝置 Parts catcher	1 SET

##### HC-30N 櫥式與刀塔共用標準配件 Gang Type / Turret Type Shared Standard Accessories

工具及工具箱 Tools and tools box	1 SET	LED工作燈 Lighting device	1 SET	自動潤滑系統 Auto lubrication system	1 SET
筒夾 Collet	1 PC	主軸皮帶偵測裝置 Spindle belt break detection	1 UNIT	刀具板 Tool plate	1 SET
切削水設備含1HP強力冷卻幫浦 Cutting coolant system with 1HP powerful coolant pump			1 SET	機械墊塊 Base leveling block	4 PCS
內孔套筒(I.D.Ø6, 8, 10, 12, 16 / O.D.Ø20) 各1只 Tool holder bush(I.D.Ø6, 8, 10, 12, 16 / O.D.Ø20) per pc			1 SET	集屑箱 Chip basket tank	1 SET

##### HC-30N 櫥式標準配件 Gang Type Standard Accessories

上刀架(口20) Upper tool holder(□20)	1 SET	下刀架(口20) Lower tool holder(□20)	1 SET	內孔刀架(I.D.Ø20) Tool holder for inner hole(I.D.Ø20)	3 SETS
------------------------------------	-------	------------------------------------	-------	--	--------

##### HC-30N 刀塔標準配件 Turret Type Standard Accessories

車刀上/下墊片(口20) Tool spacer(up/down)(□20)	4 SETS	8位伺服刀塔 8 position servo turret	1 SET	內孔刀架(I.D.Ø20) Tool holder for inner hole(I.D.Ø20)	2 SETS
內孔刀座(I.D.Ø20) Tool base for inner hole(I.D.Ø20)	4 SETS				

#### 選購配件 Optional Accessories

##### HC-20N/30N 共同選購配件 Shared Optional Accessories

變壓器 Transformer	穩壓器 Voltage stabilizer	CE規格 CE specification	棒材自動送料機 Hydrodynamic auto bar feeder	電動鏈板式鐵屑排出機 Electrical steel belt type chip conveyor
--------------------	---------------------------	--------------------------	---	--

##### HC-20N 選購配件 Optional Accessories

單支棒材送料裝置 Manual single bar feeding device	跟刀架(含固定導套) Follow rest with fixed guide bush	長工件取料裝置 Long workpiece parts catcher
--	---	---

##### HC-30N 選購配件 Optional Accessories

成品取料裝置 Parts catcher	8位伺服刀塔 8 position servo turret	5"三爪油壓夾頭 5" 3-jaw hydraulic chuck	油壓缸檢知含集水槽 Hydraulic cylinder detection device with coolant collector
-------------------------	-----------------------------------	--------------------------------------	---

# HC-30

## TURNING & MILLING COMPLEX TYPE CNC LATHE 車銑複合數控車床

多種車銑複合組合，搭配側面、端面動力裝置，可進行內、外徑車削銑製加工，提高生產效能。

Numerous multitasking combinations.

With side/end face live tools devices, allowed to do the I.D. and O.D. turning/milling to enhance the productivity.



### 產品說明 / DESCRIPTION

- ▶ HC-30標準配置為櫥式數控車床，為了達到車削/銑削多樣化功能，可搭配選購配件，如：油壓刀塔、Y軸側銑動力裝置、C軸功能含碟煞裝置等。

The standard of HC-30 is Gang Type CNC lathe. In order to reach the turning/milling multitasking function. It has many kinds of optional accessories, Hydraulic Turret, Y-axis side milling device, and C-axis function with disk brake device, etc.

- ▶ 控制器位於機台的右側，從地面到控制器約1,300 mm，操作方便。


The controller is in the right hand side of machine, there is about 1,300 mm from floor to the controller, it's easy to operate.

- ▶ 採用硬軌配置，適合中/重切削，機身底座為鑄造一體成型，較為穩固強壯。


The box guideway configuration is suitable for medium / heavy cutting. The base of the fuselage is cast and formed. It is relatively strong and strong.

- ▶ Z軸跨度為350 mm，單軌寬度為70 mm，加工起來更加強健穩定，易於刀具排列。


Span width of Z-axis is 350 mm, the width of single track is 70 mm, more robust and stable processing, easy to tool arrangement.




▲ 成品取料裝置含輸送帶(選配)  
Parts catcher and conveyor(opt)




▲ 櫥式刀具板  
Gang type tool plate




▲ **1** 8位油壓刀塔(選配)  
8 position hydraulic turret(opt)  
**2** 端面3軸動力裝置(ER-16)(選配)  
End face live tool device(3-shaft, ER-16)(opt)



▲ **1** Y軸側銑裝置(四軸)(ER-16)(選配)  
Y-axis side milling device(4-shaft, ER-16)(opt)  
**2** 角度型端面3軸動力裝置(ER-16)(選配)  
Angle-adjustable end face live tool device(3-shaft, ER-16)(opt)



▲ 多邊銑動力裝置(選配)  
Polygon milling cutter device(opt)



▲ 上方單軸側銑裝置(ER-20/ER-25)  
Single shaft side milling device-top side(ER-20/ER-25)

### 標準配件 Standard Accessories

#### HC-30 櫥式與刀塔共用標準配件 Gang Type / Turret Type Shared Standard Accessories

工具及工具箱 Tools and tools box	1 SET	LED工作燈 Lighting device	1 PC	自動潤滑系統 Auto lubrication system	1 SET
三爪油壓夾頭(含軟爪)或筒夾套(含筒夾) 3-jaw hydraulic chuck with soft jaws or collet chuck with collet	1 SET			刀具板 Tool plate	1 SET
切削水設備含1HP強力冷卻幫浦 Cutting coolant system with 1HP powerful coolant pump	1 SET			機械墊塊 Base leveling block	4 PCS
內孔套筒(I.D.Ø6, 8, 10, 12, 16 / O.D.Ø20) 各1只 Tool holder bush(I.D.Ø6, 8, 10, 12, 16 / O.D.Ø20) per pc	1 SET				

#### HC-30 櫥式標準配件 Gang Type Standard Accessories

內孔刀架(I.D.Ø20) Tool holder for inner hole(I.D.Ø20)	3 SETS	上刀架(口20) Upper tool holder(□20)	1 SET	下刀架(口20) Lower tool holder(□20)	1 SET
雙刀架(口20) Twin tool holder(□20)	1 SET				

#### HC-30 刀塔標準配件 Turret Type Standard Accessories

內孔刀架(I.D.Ø20) Tool holder for inner hole(I.D.Ø20)	2 SETS	車刀上/下墊片(口20) Tool spacer(up/down)(□20)	4 SETS	內孔刀座(I.D.Ø20) Tool base for inner hole(I.D.Ø20)	4 SETS
8位油壓刀塔 8 position hydraulic turret	1 SET				

### 選購配件 Optional Accessories

電動鏈板式鐵屑排出機 Electrical steel belt type chip conveyor	成品取料裝置 Parts catcher	拉料器 Bar puller
多邊銑削裝置 Polygon milling cutter device	成品取料裝置含輸送帶 Parts catcher and conveyor	油霧回收機 Oil mist collector
立式銑刀裝置 Single shaft vertical type milling device	8位油壓/伺服刀塔(上方) 8 position hydraulic/servo turret(top side)	油水分離機 Oil skimmer
C軸功能含碟煞 C-axis function with disk brake device		棒材自動送料機 Hydrodynamic auto bar feeder
Y軸側銑裝置(四軸)(ER-16) Y-axis side milling device(with 4 shaft live tool)(ER-16)		密閉式空調冷卻機(用於電器箱) Air-Condition unit for electric box
上方單軸側銑裝置(ER-20/ER-25) Single shaft side milling device-top side(ER-20/ER-25)		變壓器 Transformer
下方單軸側銑裝置(ER-20) Single shaft side milling device-below side(ER-20)		穩壓器 Voltage stabilizer
端面3軸動力裝置(ER-16) End face live tool device(3-shaft, ER-16)		CE規格 CE specification

# HCP-42/42NEW

## TURNING & MILLING COMPLEX TYPE CNC LATHE 車銑複合數控車床

選配下方伺服刀塔時，還能同時搭配Y軸側銑裝置與端面動力裝置，讓客戶在刀具配置上，能更加靈活運用。  
It's flexible application of tool arrangement when customer opts servo turret(below side), also can be with Y-axis side milling device and end face live tool device.



HCP-42 ▲




HCP-42NEW ▲

### 產品說明 / DESCRIPTION

#### HCP-42


- ▶ 選配C軸功能：可用於任意角度之主軸定位和輪廓控制，適用於外徑車削。  
Optional C-axis function for arbitrary angle spindle positioning and contour control, it's suitable for outer diameter turning.
- ▶ 選配Y軸側銑裝置、端面動力刀具裝置，可進行內、外徑車削銑製加工。  
Optional Y-axis side milling device and end face live tool device can be used for inner and outer diameter turning and milling.



- ▲ 1 Y軸側銑裝置(四軸)(ER-16)(選配)  
Y-axis side milling device (4 shaft, ER-16)(opt)
- ▲ 2 端面3軸動力裝置(ER-16)(選配)  
End face live tool device(3-shaft, ER-16)(opt)
- ▲ 3 下方8位伺服刀塔(選配)  
8 position servo turret(below side)(opt)

#### HCP-42NEW

- ▶ 採用全滾柱型線性滑軌配置，寬軌設計，剛性結構強，為客戶提供最佳的車削條件。  
Adopt the full roller linear guideway configure, wide rail design, and with high rigidity construction which provide the best machining performance condition for customer.



- ▲ Y軸動力刀具裝置(含4支側銑動力軸+4支端銑動力軸)  
(ER-20)(選配)  
Y-axis live tool device with side face 4 pcs milling shaft + end face 4 pcs milling shaft (ER-20)(opt)

### 標準配件 Standard Accessories

#### HCP-42/42NEW 櫛式共用標準配件 Gang Type Shared Standard Accessories

工具及工具箱 Tools and tools box	1 SET	LED工作燈 Lighting device	1 SET	自動潤滑系統 Auto lubrication system	1 SET
上刀架(口20) Upper tool holder(□20)	1 SET	下刀架(口20) Lower tool holder(□20)	1 SET	櫛式刀具板 Gang type tool plate	1 SET
內孔刀架(I.D.Ø20) Tool holder for inner hole(I.D.Ø20)	3 SETS	雙刀架(口20) Twin tool holder(□20)	1 SET	機械墊塊 Base leveling block	4 PCS
三爪油壓夾頭(含軟爪)或筒夾套(含筒夾) 3-jaw hydraulic chuck with soft jaws or collet chuck with collet			1 SET	主軸插銷裝置 Spindle pin location device	1 SET
切削水設備含1HP強力冷卻幫浦 Cutting coolant system with 1HP powerful coolant pump			1 SET		
內孔套筒(I.D.Ø6, 8, 10, 12, 16 / O.D.Ø20) 各1只 Tool holder bush(I.D.Ø6, 8, 10, 12, 16 / O.D.Ø20) per pc			1 SET		

#### HCP-42/42NEW 刀塔共用標準配件 Turret Type Shared Standard Accessories

工具及工具箱 Tools and tools box	1 SET	LED工作燈 Lighting device	1 SET	刀具板 Tool plate	1 SET
內孔刀架(I.D.Ø20) Tool holder for inner hole(I.D.Ø20)	2 SETS	內孔刀座(I.D.Ø20) Tool base for inner hole(I.D.Ø20)	4 SETS	車刀上/下墊片(口20) Tool spacer(up/down)(□20)	4 SETS
機械墊塊 Base leveling block	4 PCS	自動潤滑系統 Auto lubrication system	1 SET	8位油壓/伺服刀塔 8 position hydraulic/servo turret	1 SET
三爪油壓夾頭(含軟爪)或筒夾套(含筒夾) 3-jaw hydraulic chuck with soft jaws or collet chuck with collet			1 SET	主軸插銷裝置 Spindle pin location device	1 SET
切削水設備含1HP強力冷卻幫浦 Cutting coolant system with 1HP powerful coolant pump			1 SET		
內孔套筒(I.D.Ø6, 8, 10, 12, 16 / OD Ø20) 各1只 Tool holder bush(I.D.Ø6, 8, 10, 12, 16 / O.D.Ø20) per pc			1 SET		

### 選購配件 Optional Accessories

#### HCP-42/42NEW 共用選購配件 Shared Optional Accessories

電動鏈板式鐵屑排出機 Electrical steel belt type chip conveyor	成品取料裝置 Parts catcher	成品取料裝置含輸送帶 Parts catcher and conveyor	
多邊銑削裝置 Polygon milling cutter device	立式銑刀裝置 Single shaft vertical type milling device	C軸功能含碟煞 C-axis function with disk brake device	
8位油壓/伺服刀塔(上方) 8 position hydraulic/servo turret(Top side)	8位伺服刀塔(下方) 8 position servo turret(Below side)	棒材自動送料機 Hydrodynamic auto bar feeder	
Y軸側銑裝置(四軸)(ER-16) Y-axis side milling device(with 4 shaft live tool)(ER-16)		密閉式空調冷卻機(用於電器箱) Air-Condition unit for electric box	
端面2軸動力裝置(ER-16/ER-20) End face live tool device(2-shaft, ER-16/ER-20)	變壓器 Transformer	穩壓器 Voltage stabilizer	
端面3軸動力裝置(ER-16) End face live tool device(3-shaft, ER-16)	拉料器 Bar puller	CE規格 CE specification	
角度型端面3軸動力裝置(ER-16) Angle-adjustable end face live tool device(3-shaft, ER-16)	油水分離機 Oil skimmer	油霧回收機 Oil mist collector	
上/下方單軸側銑裝置(ER-20) Single shaft side milling device-Top or Below side(ER-20)		端面單軸動力裝置(ER-20/ER-25) Single shaft end face live tool device	

#### HCP42NEW 選購配件 Optional Accessories

Y軸側銑裝置(四軸)(ER-20)(軸與軸間距最大為55 mm) Y-axis side milling device(with 4 shaft live tool)(ER-20) (The distance between each shaft reaches 55 mm.)	Y軸動力刀具裝置(含4支側銑動力軸+4支端銑動力軸)(ER-20) (軸與軸間距最大為50 mm) Y-axis live tool device with side face 4 pcs milling shaft + end face 4 pcs milling shaft(ER-20) (The distance between each shaft reaches 50 mm.)
---	---

# 機械規格 / MACHINE SPECIFICATION

機型 MODEL		單位	HC-20N	HC-30N	HC-30	HCP-42	HCP-42 NEW
床面上旋徑	Swing over cross bed	mm	150	250	300	300	300
最大加工外徑	Max. turning dia	mm	Ø20	Ø110	Ø250	Ø250	Ø250
最大加工長度	Max. turning length	mm	有跟刀架:160 無跟刀架:60 With follow rest:160 Without follow rest:60	100	150	150	150
主軸迴轉速	Spindle rotating speed	rpm	6,000	6,000	6,000	6,000	6,000
主軸貫穿孔徑	Bore of spindle	mm	Ø22	Ø33	Ø33	Ø45	Ø45
棒材容納直徑	Max. bar feeding dia	mm	Ø20	Ø30	Ø30	Ø42	Ø42
主軸馬達	Spindle motor	KW	2.2/3.75(opt)	3.75/5.5(opt)	3.75/5.5(opt)	3.75/5.5(opt)	3.75/5.5(opt)
X軸移動量	X-axis travel	mm	220	300	350	350	365
Z軸移動量	Z-axis travel	mm	185	200	250	250	395
X軸快速移動	X-axis rapid travel speed	m/min	30	20	20	20	30
Z軸快速移動	Z-axis rapid travel speed	m/min	30	20	16	16	30
X/Z軸伺服馬達	X/Z-axis servo motor	KW	1	1	1	1	1
筒夾規格	Collet type	-	YB20	C32/163E(opt)	163E	173E/C44	173E/C44
主軸鼻端	Spindle nose	-	-	A2-4	A2-4	A2-5	A2-5
油壓夾頭	Hydraulic chuck	inch	-	5"	5"	6"	6"
外徑刀尺寸	O.D. turning tool size	mm	□20	□20	□20	□20	□20
內徑刀尺寸	I.D. turning tool size	mm	Ø20	Ø20	Ø20	Ø20	Ø20
自動潤滑系統	Auto lubrication system	c.c/min	3~6 cc/15min	3~6 cc/15min	3~6 cc/15min	3~6 cc/15min	3~6 cc/15min
切削液幫浦	Cutting coolant pump	HP	1/4	1	1	1	1
切削液容量	Cutting coolant volume	L	90	85	120	110	110
軌道型式	Guideway type	-	線軌 Linear guideway	硬軌 Box guideway	硬軌 Box guideway 線軌(選配) Linear guideway(opt)	硬軌 Box guideway 線軌(選配) Linear guideway(opt)	線軌 Linear guideway
X軸螺桿外徑及導程	X-axis screw outer diameter and lead	mm	Ø28 pitch 10	Ø28 pitch 10	Ø28 pitch 10	Ø28 pitch 10	Ø28 pitch 10
Z軸螺桿外徑及導程	Z-axis screw outer diameter and lead	mm	Ø28 pitch 10	Ø28 pitch 8	Ø28 pitch 8	Ø28 pitch 8	Ø28 pitch 10
機器尺寸(大約值)	Approx. machine size	mm (LxWxH)	1450 x 1250 x 1650	1500 x 1550 x 1600	1800 x 1450 x 1650	1780 x 1600 x 1800	2100 x 1700 x 1850
機器淨重(大約值)	Approx. net weight	KGS	1050	1750	2100	2200	2500

本公司產品規格/設計/特性，均不斷研究改進，如有變更，不再另行通知。

All specifications, dimensions and design characteristics shown in this catalogue are subject to change without notice.

Version 2018.11



**昌勇實業股份有限公司**

JARNG YEONG ENTERPRISE CO., LTD.

43346 台中市沙鹿區清泉路1-9號

No. 1-9, Ching Chien Rd., Ching Chien Village, Shalu District, Taichung City 43346, Taiwan

**Tel** +886-4-2615-2157

**Fax** +886-4-2615-2161

**Web** www.cnc-lathe.com

**E-mail** greenway@cnc-lathe.com

代理商 / AGENT