

# GIZIN

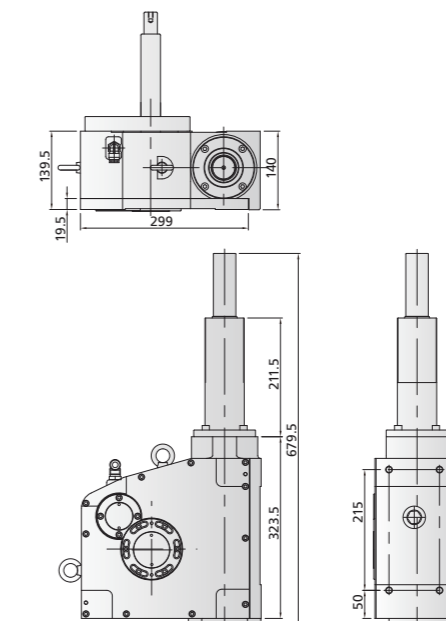
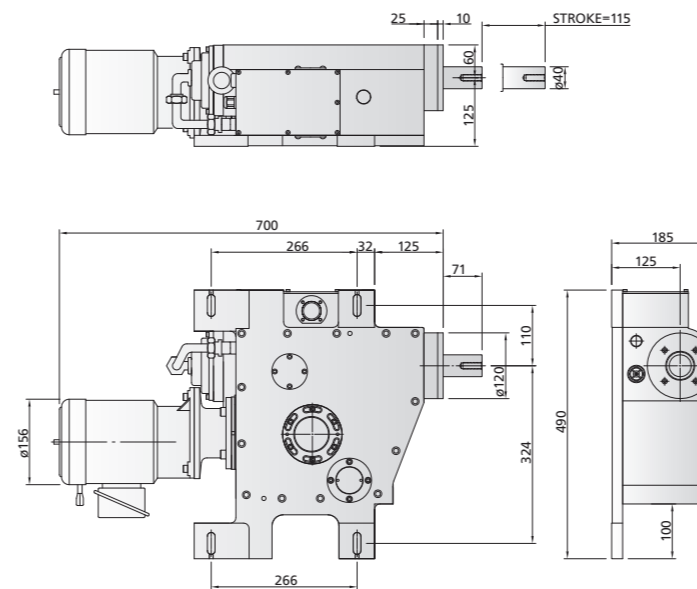
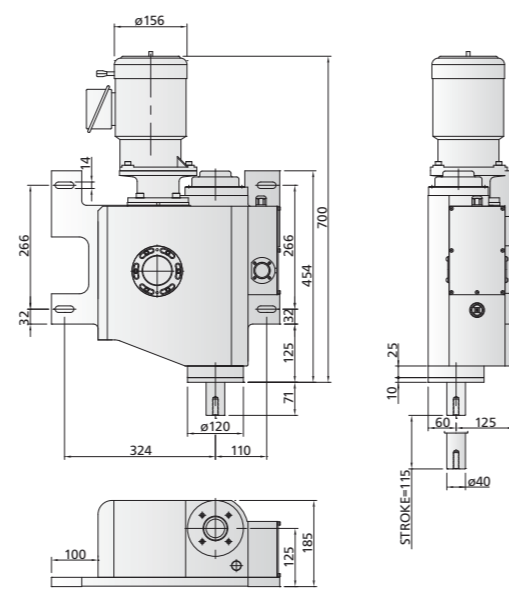
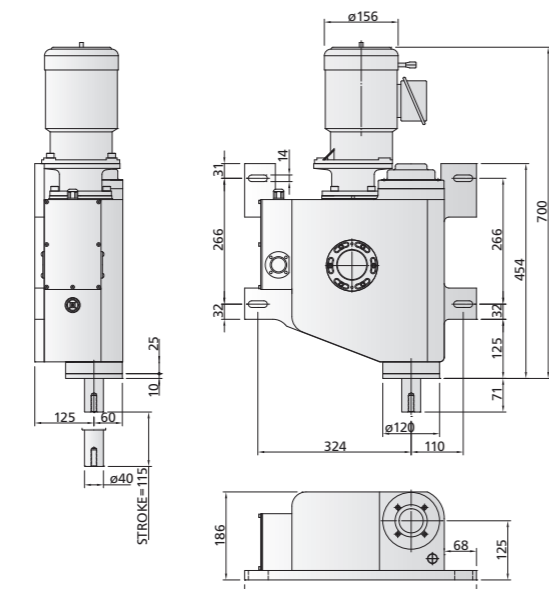
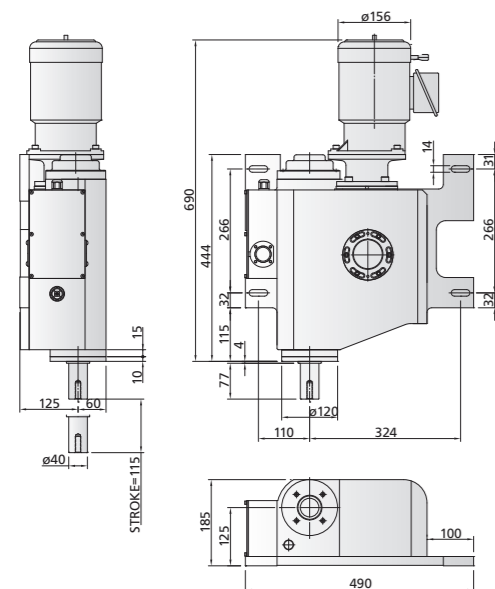
NO.486 , Minsheng Rd., Houli Dist., Taichung, Taiwan 421  
TEL : 886-4-25582818 FAX : 886-4-25587995  
[http : //www.gizin.com.tw](http://www.gizin.com.tw)  
E-MAIL : [info@gizin.com.tw](mailto:info@gizin.com.tw)

# GIZIN



GENERAL CATALOG

# #40 GE-40 Vertical CamBox



TYPE	AA01
USE ON	#40 TAPER MACHINES (VERTICAL)
ARM TRAVEL	115mm
ARM LENGTH(RADIUS)	250mm
MAX TOOL WEIGHT	8kgx2
CYCLE TIME	50HZ 1.3~2.5 Sec 60HZ 1.14~2 Sec
SWIVEL ANGLE	30°~120°
DRIVE MOTOR	0.6KW
SENSOR	3-PNP-NO
LUBRICATION	OIL BATH
NET WEIGHT	95kg

TYPE	AB01
USE ON	#40 TAPER MACHINES (VERTICAL)
ARM TRAVEL	115mm
ARM LENGTH(RADIUS)	250mm
MAX TOOL WEIGHT	8kgx2
CYCLE TIME	50HZ 1.3~2.5 Sec 60HZ 1.14~2 Sec
SWIVEL ANGLE	60°~90°
DRIVE MOTOR	0.6KW
SENSOR	3-PNP-NO
LUBRICATION	OIL BATH
NET WEIGHT	95kg

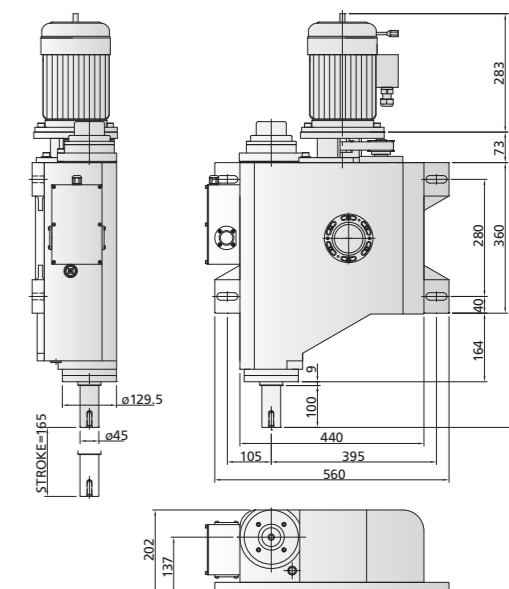
TYPE	AD01
USE ON	#40 TAPER MACHINES (VERTICAL)
ARM TRAVEL	115mm
ARM LENGTH(RADIUS)	250mm
MAX TOOL WEIGHT	8kgx2
CYCLE TIME	50HZ 1.3~2.5 Sec 60HZ 1.14~2 Sec
SWIVEL ANGLE	60°~90°
DRIVE MOTOR	0.6KW
SENSOR	3-PNP-NO
LUBRICATION	OIL BATH
NET WEIGHT	95kg

TYPE	AC01
USE ON	#40 TAPER MACHINES (HORIZONTAL)
ARM TRAVEL	115mm
ARM LENGTH(RADIUS)	250mm
MAX TOOL WEIGHT	8kgx2
CYCLE TIME	50HZ 1.3~2.5 Sec 60HZ 1.14~2 Sec
SWIVEL ANGLE	60°~90°
DRIVE MOTOR	0.6KW
SENSOR	3-PNP-NO
LUBRICATION	OIL BATH
NET WEIGHT	95kg

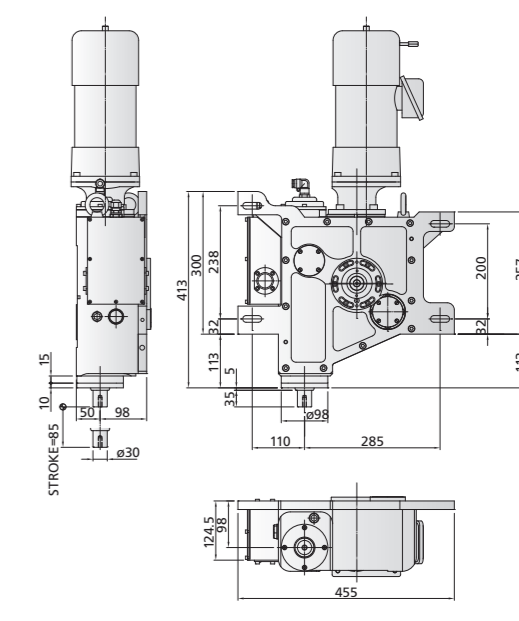
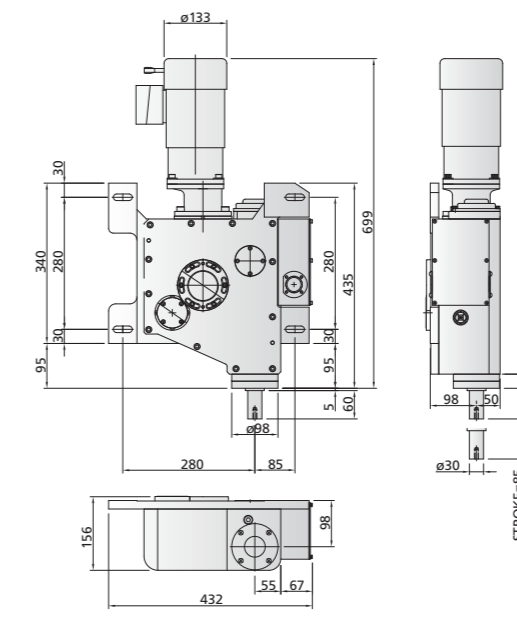
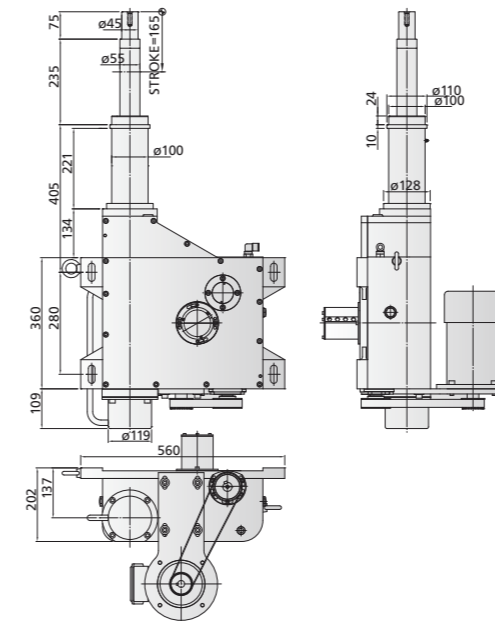
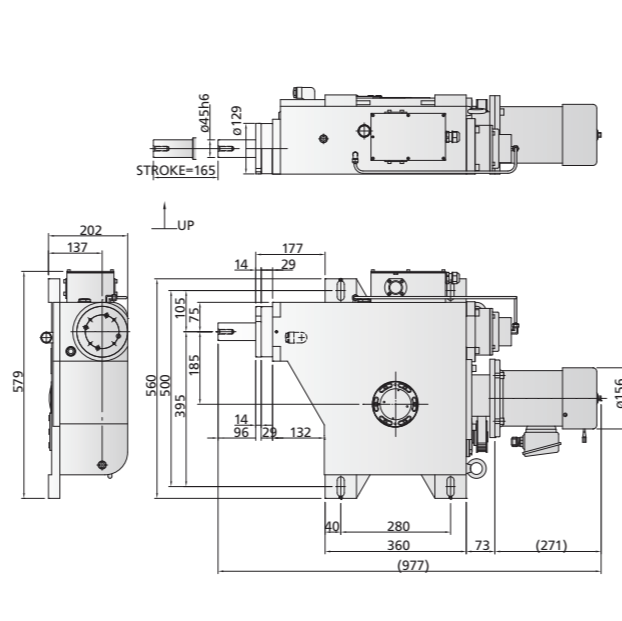
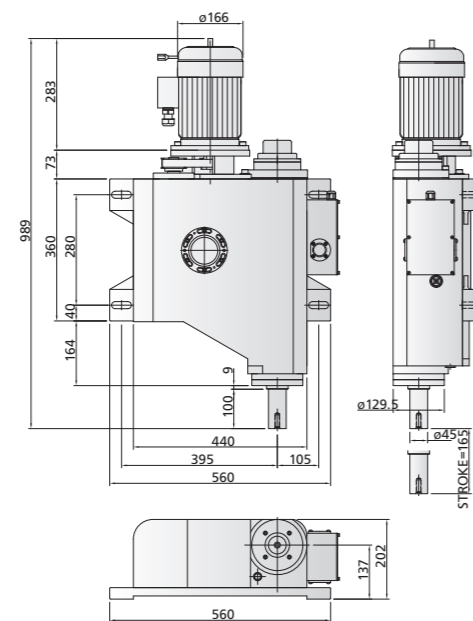
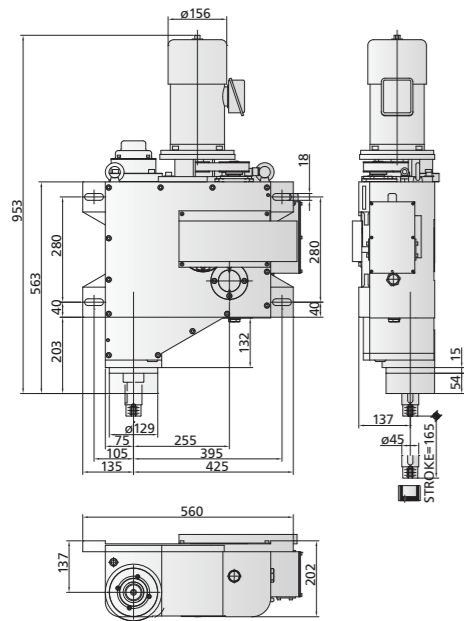
TYPE	AK01
USE ON	#40 TAPER MACHINES (VERTICAL)
ARM TRAVEL	95mm
ARM LENGTH(RADIUS)	140~180mm
MAX TOOL WEIGHT	8kgx2
CYCLE TIME	0.56 Sec
SWIVEL ANGLE	60°~90°
DRIVE MOTOR	0.75KW
SENSOR	1-PNP-NO
LUBRICATION	OIL BATH
NET WEIGHT	60kg

TYPE	BA01
USE ON	#50 TAPER MACHINES (VERTICAL)
ARM TRAVEL	165mm
ARM LENGTH(RADIUS)	300mm
MAX TOOL WEIGHT	15kgx2
CYCLE TIME	50HZ 2.5 Sec 60HZ 2.1 Sec
SWIVEL ANGLE	60°~90°
DRIVE MOTOR	1.1KW
SENSOR	3-PNP-NO
LUBRICATION	OIL BATH
NET WEIGHT	145kg

# #50 GE-50 Vertical CamBox



# #50 GE-50 Vertical CamBox



TYPE	BB01
USE ON	#50 TAPER MACHINES (VERTICAL)
ARM TRAVEL	165mm
ARM LENGTH(RADIUS)	300mm
MAX TOOL WEIGHT	15kgx2
CYCLE TIME	50HZ 2.5 Sec 60HZ 2.1 Sec
SWIVEL ANGLE	60°~90°
DRIVE MOTOR	1.1KW
SENSOR	3-PNP-NO
LUBRICATION	OIL BATH
NET WEIGHT	145kg

TYPE	BD01
USE ON	#50 TAPER MACHINES (VERTICAL)
ARM TRAVEL	165mm
ARM LENGTH(RADIUS)	300mm
MAX TOOL WEIGHT	15kgx2
CYCLE TIME	50HZ 2.5 Sec 60HZ 2.1 Sec
SWIVEL ANGLE	60°~90°
DRIVE MOTOR	1.1KW
SENSOR	3-PNP-NO
LUBRICATION	OIL BATH
NET WEIGHT	145kg

TYPE	BC01
USE ON	#50 TAPER MACHINES (HORIZONTAL)
ARM TRAVEL	165mm
ARM LENGTH(RADIUS)	300mm
MAX TOOL WEIGHT	15kgx2
CYCLE TIME	50HZ 2.5 Sec 60HZ 2.1 Sec
SWIVEL ANGLE	60°~90°
DRIVE MOTOR	1.1KW
SENSOR	3-PNP-NO
LUBRICATION	OIL BATH
NET WEIGHT	145kg

TYPE	BE01
USE ON	#50 TAPER MACHINES (VERTICAL)
ARM TRAVEL	165mm
ARM LENGTH(RADIUS)	250~300mm
MAX TOOL WEIGHT	15kgx2
CYCLE TIME	50HZ 2.5 Sec 60HZ 2.1 Sec
SWIVEL ANGLE	60°~90°
DRIVE MOTOR	1.1KW
SENSOR	3-PNP-NO
LUBRICATION	OIL BATH
NET WEIGHT	150kg

TYPE	CA01
USE ON	#30 TAPER MACHINES (VERTICAL)
ARM TRAVEL	85mm
ARM LENGTH(RADIUS)	200mm
MAX TOOL WEIGHT	3kgx2
CYCLE TIME	50HZ 1.0 Sec 60HZ 0.8 Sec
SWIVEL ANGLE	60°~90°
DRIVE MOTOR	0.3KW
SENSOR	3-PNP-NO
LUBRICATION	OIL BATH
NET WEIGHT	75kg

TYPE	CD01
USE ON	#30 TAPER MACHINES (VERTICAL)
ARM TRAVEL	85mm
ARM LENGTH(RADIUS)	180mm
MAX TOOL WEIGHT	3kgx2
CYCLE TIME	50HZ 0.8 Sec 60HZ 0.8 Sec
SWIVEL ANGLE	60°~90°
DRIVE MOTOR	0.3KW
SENSOR	3-PNP-NO
LUBRICATION	OIL BATH
NET WEIGHT	75kg

# #30 GE-30 Vertical CamBox

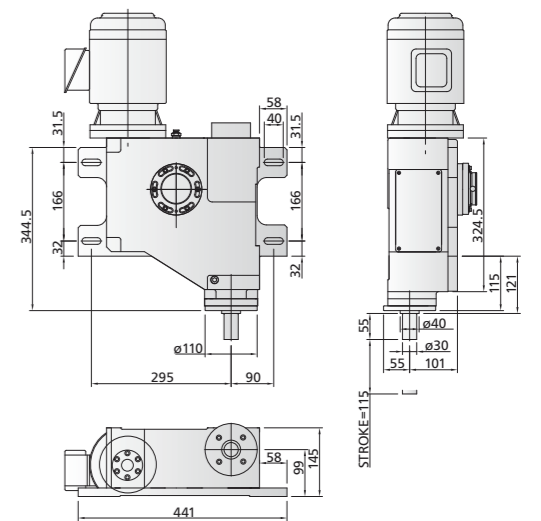
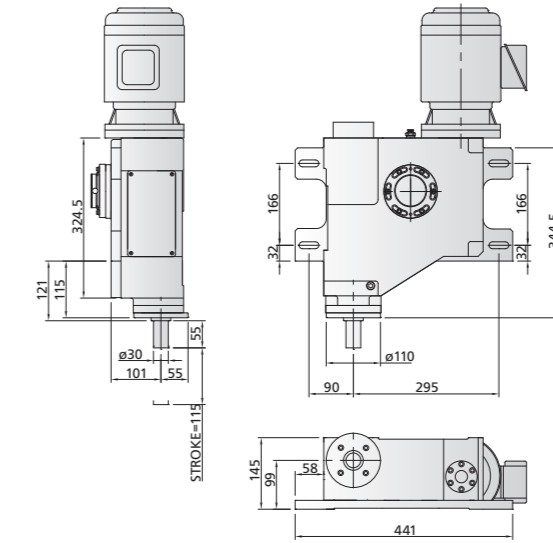
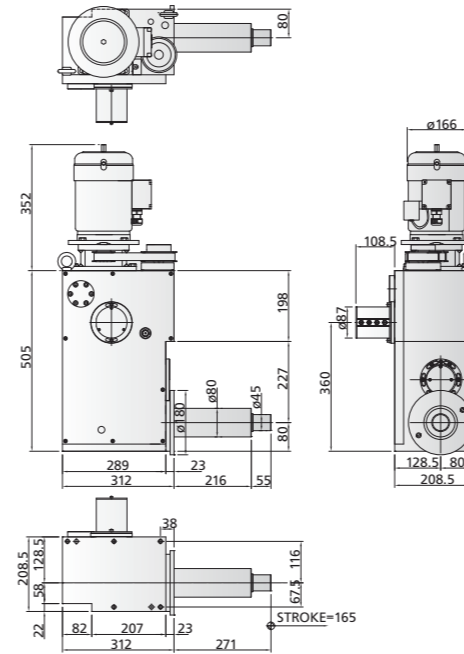
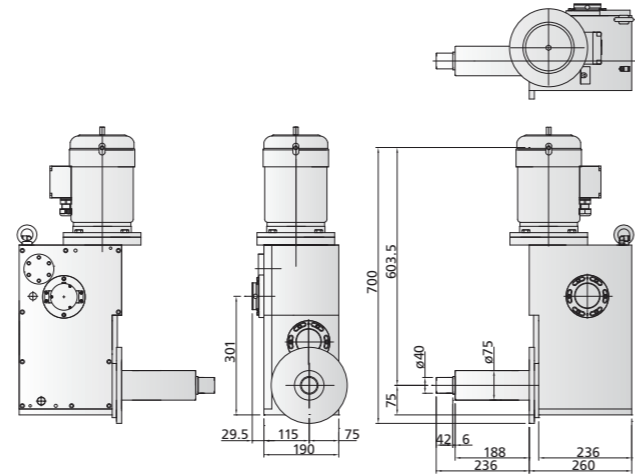
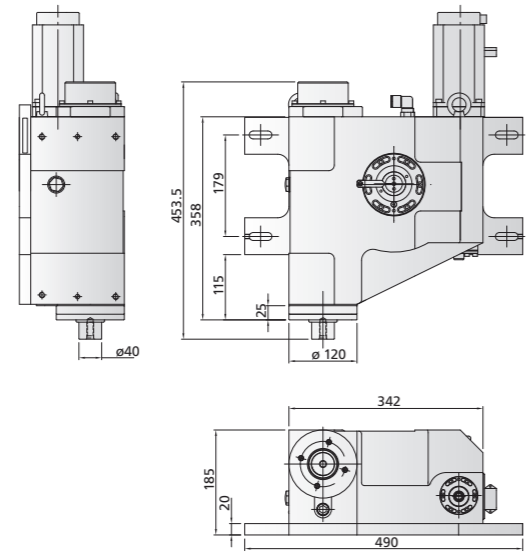
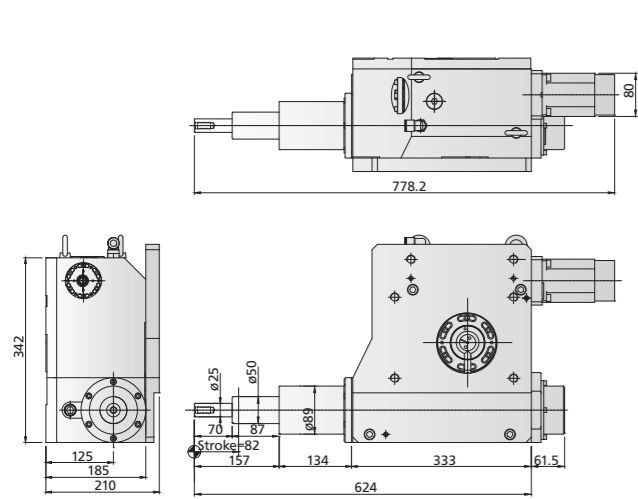




# Servo Model

# Horizontal Model

# Aluminum CamBox



TYPE	CC02
USE ON	#30 TAPER MACHINES (HORIZONTAL)
ARM TRAVEL	85mm
ARM LENGTH(RADIUS)	150~250mm
MAX TOOL WEIGHT	2~4kgx2
CYCLE TIME	50HZ 0.6~1 Sec
SWIVEL ANGLE	60°~90°
DRIVE MOTOR	0.75KW
LUBRICATION	OIL BATH
NET WEIGHT	95kg

TYPE	AA02
USE ON	#40 TAPER MACHINES (VERTICAL)
ARM TRAVEL	115mm
ARM LENGTH(RADIUS)	180~300mm
MAX TOOL WEIGHT	5kg~8kg
CYCLE TIME	0.9~2 Sec
SWIVEL ANGLE	60°~90°
DRIVE MOTOR	0.75KW
LUBRICATION	OIL BATH
NET WEIGHT	95kg

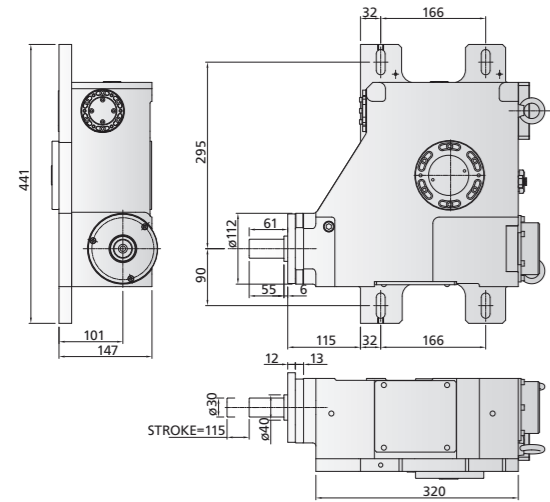
TYPE	EA01
USE ON	#40 TAPER MACHINES (HORIZONTAL)
ARM TRAVEL	115mm
ARM LENGTH(RADIUS)	250~300mm
MAX TOOL WEIGHT	4kg~8kg
CYCLE TIME	1.2~2 Sec
SWIVEL ANGLE	60°~90°
DRIVE MOTOR	0.75KW
SENSOR	ENCODER
LUBRICATION	OIL BATH
NET WEIGHT	100kg

TYPE	FA01
USE ON	#50 TAPER MACHINES (HORIZONTAL)
ARM TRAVEL	165mm
ARM LENGTH(RADIUS)	320~425mm
MAX TOOL WEIGHT	12kg~30kgx2
CYCLE TIME	1.8~3 Sec
SWIVEL ANGLE	60°~90°
DRIVE MOTOR	1.1KW
SENSOR	ENCODER
LUBRICATION	OIL BATH
NET WEIGHT	150kg

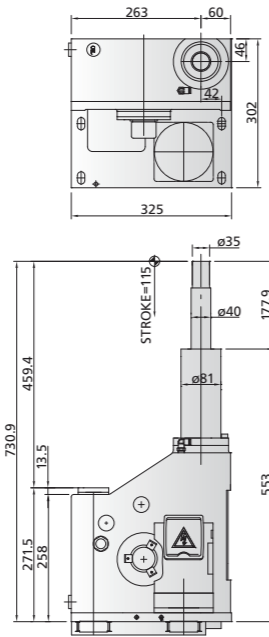
TYPE	AA71
USE ON	#40 TAPER MACHINES (VERTICAL)
ARM TRAVEL	115mm
ARM LENGTH(RADIUS)	150~300mm
MAX TOOL WEIGHT	4~8kg
CYCLE TIME	0.8~1.4 Sec
SWIVEL ANGLE	60°~90°
DRIVE MOTOR	0.4KW
SENSOR	ENCODER
LUBRICATION	OIL BATH
NET WEIGHT	50kg

TYPE	AD71
USE ON	#40 TAPER MACHINES (VERTICAL)
ARM TRAVEL	115mm
ARM LENGTH(RADIUS)	150~300mm
MAX TOOL WEIGHT	4~8kg
CYCLE TIME	0.8~1.4 Sec
SWIVEL ANGLE	60°~90°
DRIVE MOTOR	0.4KW
SENSOR	ENCODER
LUBRICATION	OIL BATH
NET WEIGHT	50kg

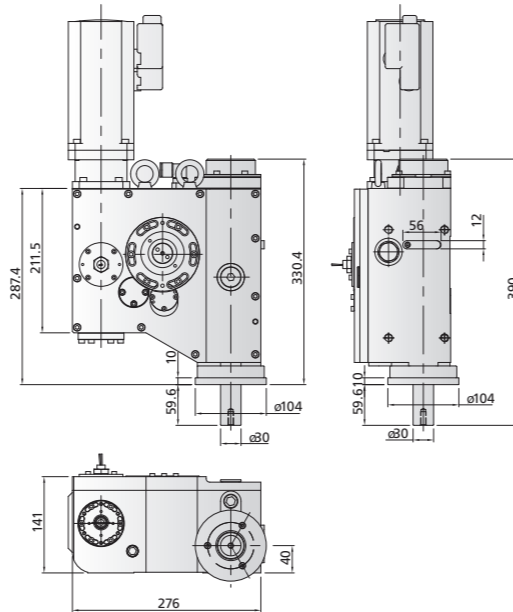
# Aluminum CamBox



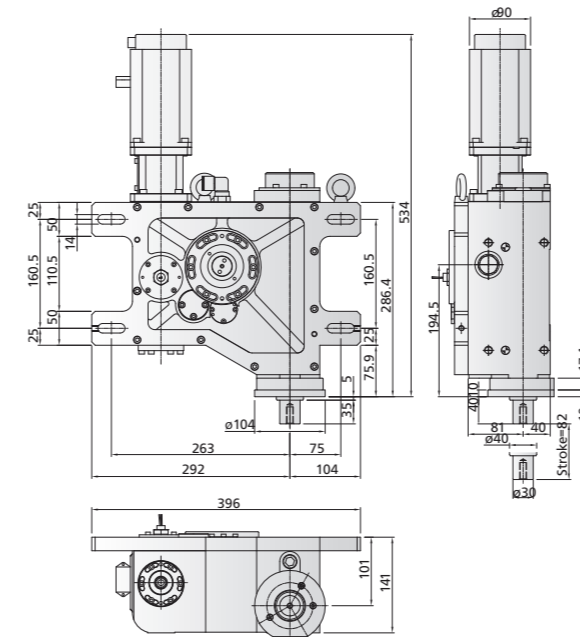
TYPE	AC61
USE ON	#40 TAPER MACHINES (HORIZONTAL)
ARM TRAVEL	115mm
ARM LENGTH(RADIUS)	180~300mm
MAX TOOL WEIGHT	4~8kg
CYCLE TIME	0.8~1.4 Sec
SWIVEL ANGLE	60°~90°
DRIVE MOTOR	0.75KW
LUBRICATION	OIL BATH
NET WEIGHT	50kg



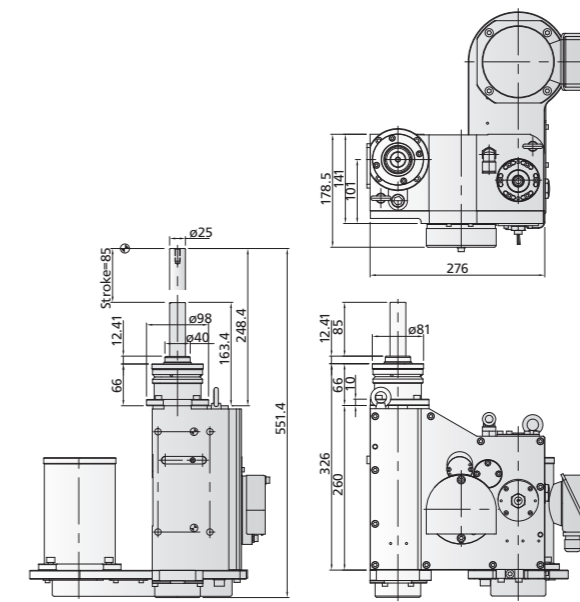
TYPE	AE61
USE ON	#40 TAPER MACHINES (VERTICAL)
ARM TRAVEL	115mm
ARM LENGTH(RADIUS)	150~250mm
MAX TOOL WEIGHT	4~8kg
CYCLE TIME	0.8~1.4 Sec
SWIVEL ANGLE	60°~90°
DRIVE MOTOR	0.4KW
SENSOR	ENCODER
LUBRICATION	OIL BATH
NET WEIGHT	58kg



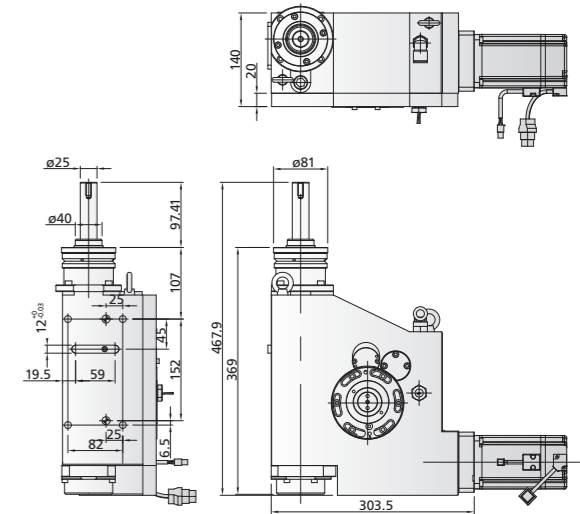
TYPE	CA61
USE ON	#30 TAPER MACHINES (VERTICAL)
ARM TRAVEL	85mm
ARM LENGTH(RADIUS)	150~250mm
MAX TOOL WEIGHT	1~4kgx2
CYCLE TIME	0.6~2Sec
SWIVEL ANGLE	60°~90°
DRIVE MOTOR	0.75KW
LUBRICATION	OIL BATH
NET WEIGHT	40kg



TYPE	CA71
USE ON	#30 TAPER MACHINES (VERTICAL)
ARM TRAVEL	85mm
ARM LENGTH(RADIUS)	150~250mm
MAX TOOL WEIGHT	1~4kgx2
CYCLE TIME	0.6~2Sec
SWIVEL ANGLE	60°~90°
DRIVE MOTOR	0.75KW
LUBRICATION	OIL BATH
NET WEIGHT	40kg



TYPE	CE61
USE ON	#30 TAPER MACHINES (VERTICAL)
ARM TRAVEL	85mm
ARM LENGTH(RADIUS)	150~250mm
MAX TOOL WEIGHT	1~4kgx2
CYCLE TIME	0.6~2Sec
SWIVEL ANGLE	60°~90°
DRIVE MOTOR	0.4KW
SENSOR	ENCODER
LUBRICATION	OIL BATH
NET WEIGHT	40kg

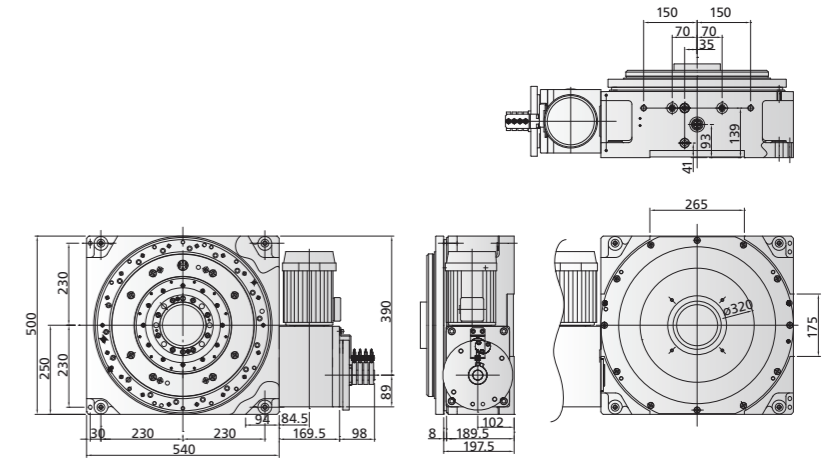
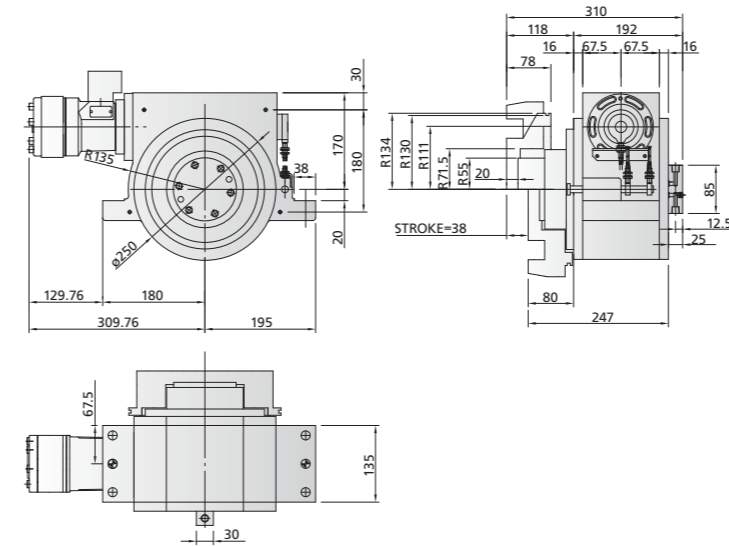
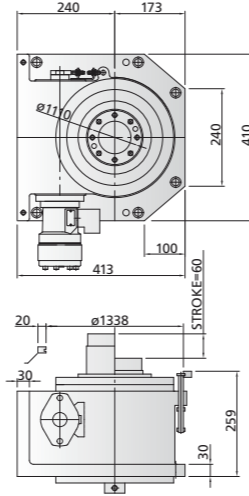
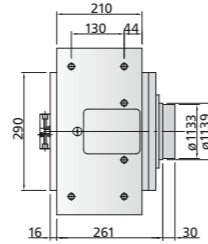
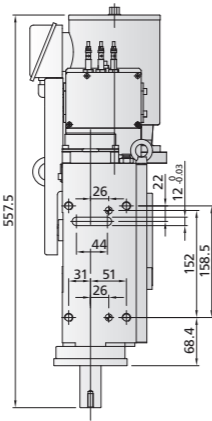
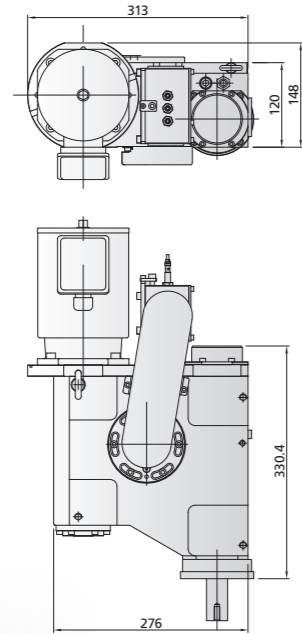


TYPE	CE62
USE ON	#30 TAPER MACHINES (VERTICAL)
ARM TRAVEL	85mm
ARM LENGTH(RADIUS)	150~250mm
MAX TOOL WEIGHT	1~4kgx2
CYCLE TIME	0.6~2Sec
SWIVEL ANGLE	60°~90°
DRIVE MOTOR	0.75KW
LUBRICATION	OIL BATH
NET WEIGHT	40kg



## Features

- ❖ Full servo ATC CAMBOX
- ❖ Horizontal ATC CAMBOX
- ❖ Vertical ATC CAMBOX
- ❖ Full servo APC table change CAMBOX
- ❖ OEM & ODM CAMBOX available



TYPE	CD61
USE ON	#30 TAPER MACHINES (VERTICAL)
ARM TRAVEL	85mm
ARM LENGTH(RADIUS)	150~250mm
MAX TOOL WEIGHT	1~4kgx2
CYCLE TIME	0.6~2 Sec
SWIVEL ANGLE	60°~90°
DRIVE MOTOR	0.55KW
SENSOR	3-PNP-NO
LUBRICATION	OIL BATH
NET WEIGHT	40kg

TYPE	HA02
USE ON	VERTICAL or HORIZONTAL MACHINES TABLE MOVE TYPE
TABLE LIFTER WEIGHT	300Kg
MAX TABLE LOAD	750Kgx2
MAX WORK SIZE(RADIUS)	ø900mm
MAX ROTATING CENTER(RADIUS)	500mm
UP DOWN STROKE	70mm
CYCLE TIME	10 Sec
ROTATING POWER	HYDRALIC MOTOR +CAM
UP DOWN POWER	SERVO CYLINDER
HYDRALIC SYSTEM	7MPa
SENSOR	PROX. SWITCHS
LUBRICATION	OIL BATH
NET WEIGHT	120kg

TYPE	HA01
USE ON	VERTICAL or HORIZONTAL MACHINES TABLE MOVE TYPE
TABLE LIFTER WEIGHT	200Kg
MAX TABLE LOAD	400Kgx2
MAX WORK SIZE(RADIUS)	ø600mm
MAX ROTATING CENTER(RADIUS)	400mm
UP DOWN STROKE	38mm
CYCLE TIME	6 Sec
ROTATING POWER	HYDRALIC MOTOR +CAM
UP DOWN POWER	SERVO CYLINDER
HYDRALIC SYSTEM	5MPa 20L/min
SENSOR	PROX. SWITCHS
LUBRICATION	OIL BATH
NET WEIGHT	60kg

TYPE	HB01	
USE ON	VERTICAL or HORIZONTAL MACHINES TABLE FIX TYPE	
TABLE SIZE	1000x600mm	800x500mm
TABLE WEIGHT	280Kg	180Kg
MAX TABLE LOAD		200Kgx2
WORK CENTER DISTANCE(RADIUS)	325mm	250mm
MAX WORK SIZE	350x600mm	300x500mm
CYCLE TIME	3.2 Sec	2.4 Sec
DRIVE MOTOR		0.75KW
SENSOR		PROX. SWITCHS
LUBRICATION		OIL BATH
NET WEIGHT		272kg

GIZIN producing reliable, faster and durable ATC (automatic tool changer) and APC for CNC machine tool manufacturers. GIZIN had been devoted to develop full range ATC cambox for all kind of CNC machining center. Many overseas famous machine manufacturers choose our products.

GIZIN Not only successfully in mass production in order to fulfill the need in Japanese Market, but also the most speedy tool changing product so far. Working with lightweight aluminum

alloy arm and unique tool locking system, it can avoid the interfering from the holder to the spindle when changing in high speed, so as to maintain the precision and longer life of the spindle. Also to solve the dilemma of high speed machines can't use changing arm issue.

Sales and service department is our window to face worldwide clients to provide all information which they need. Quality, Price, Delivery & Service are core of this business. We always remember to achieve this 4 points while dealing with customers.

