

Specification

| Product | Standard | Professional |
|--------------------|----------|--------------|
| APP | ● | ● |
| Push Notify | ● | ● |
| Alarm History | ● | ● |
| Dashboard | ● | ● |
| Machine Efficiency | ● | ● |
| Report | ● | ● |
| Customized Report | / | ● |
| Load History | / | ● |
| Parameter History | / | ● |

Contact

Campro Precision Machinery Co., Ltd.

Campro Precision Machinery (Jiaxing) Co., Ltd.
 TEL: +86-573-53581689
 ADD: No. 429 Yunhai Road, Jiaxing City, Zhejiang Province
 POSTCODE: 314000
 E-mail: sales@campro.com.cn

Campro Precision Machinery (Shanghai) Co., Ltd.

TEL: +86-21-69156662
 FAX: +86-21-69156338 / 69156308 / 69156298
 ADD: No. 15, 518 Alley, Jiafu Road, Jiading District, Shanghai City
 POSTCODE: 201801
 E-mail: sales@campro.com.cn



Campro Tooling Management System

Campro IIoT 2.0

Tool Wear Monitoring

Campro Tooling RFID / Barcode System

(with Campro IIoT 2.0)

Distributor :



Campro IIoT System

Contact

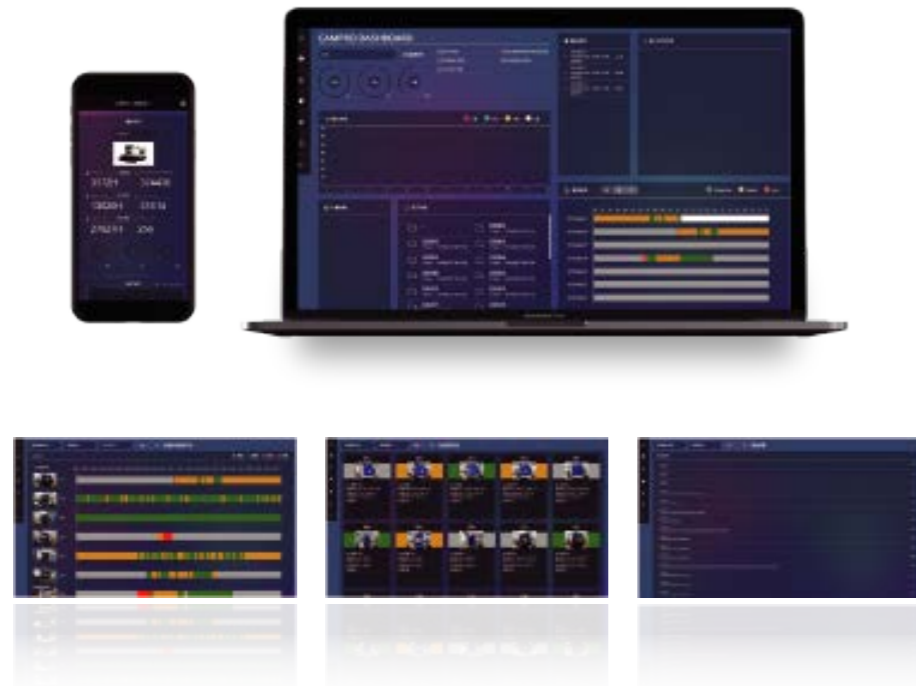
Campro Precision Machinery Co., Ltd.
 No.12, Jingke 1st Rd., Nantun Dist., Taichung 40852, Taiwan
 TEL: +886 4 2350-0501 FAX: +886 4 2350-0213

<http://www.campro.com.tw>
sales@campro.com.tw

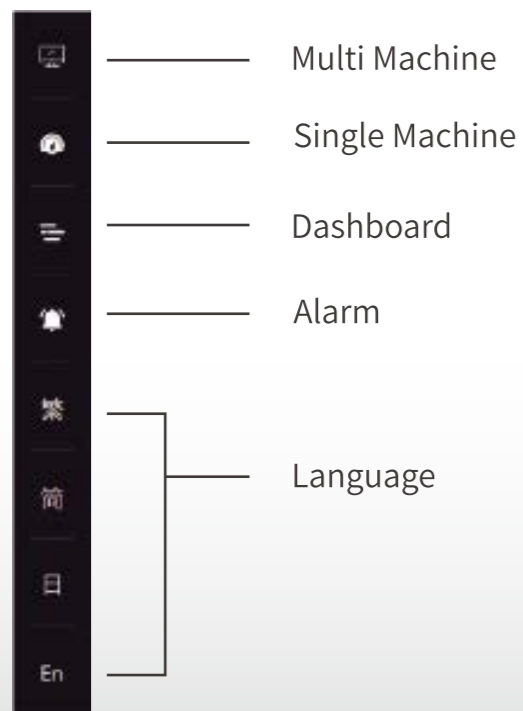
Campro IIoT Dashboard

Standard

Extension of the Campro IIoT system that integrate 6 programs to provide visualizations of real-time manufacturing production data to managers and executives. We also provide professional engineers keep optimizing custom dashboards.



System

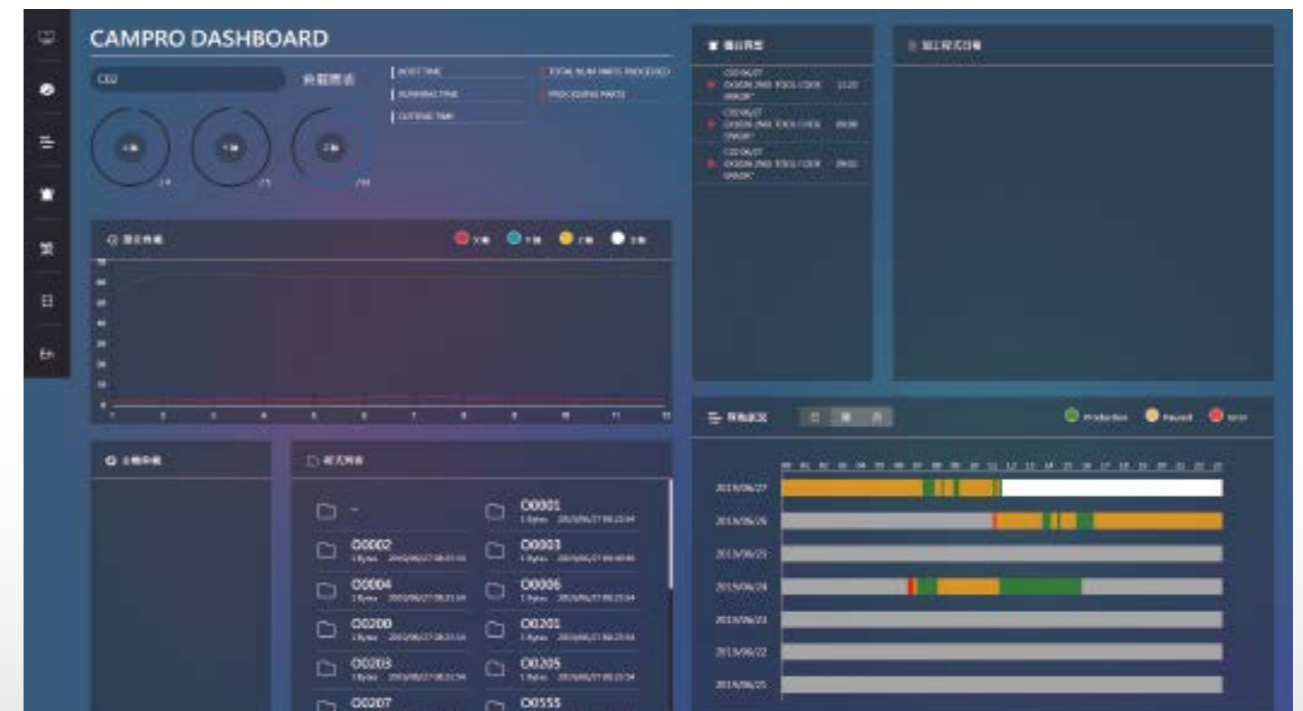


Campro IIoT Dashboard

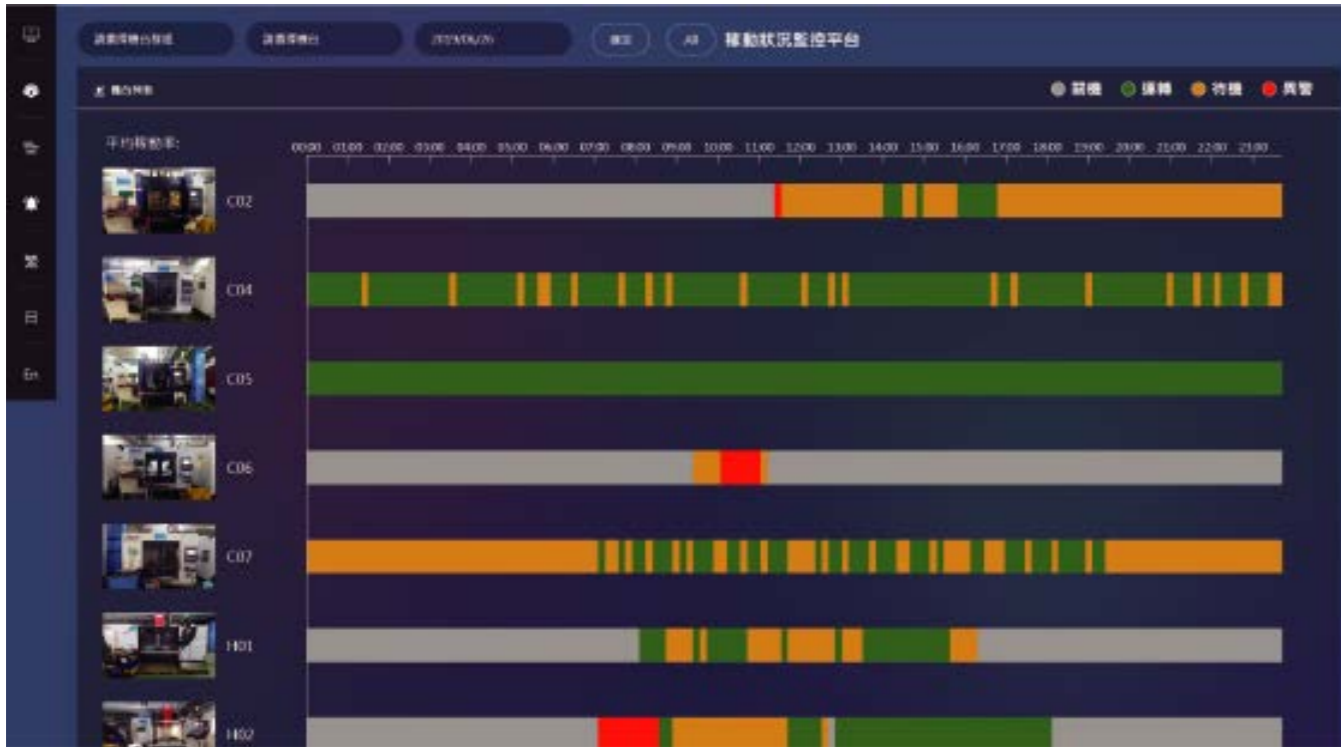
Multi Machine



Single Machine



Machine Efficiency



Report

Field staff no longer need to fill in the workday report, as the system will automatically detect the machining program during operation and generate the workday report each day.

機台稼働率統計表

列印時間：2019/07/24 15:57:38
列印人員：jamescho

加工日期區間：2019/07/22至2019/07/23

| 機台群組 | 機號 機台名稱 | 實際工作時間 | 計畫工作時間 | 異常時間 | 稼働率(%) |
|------|---------------------------|----------------|--------------|---------------|--------|
| A區 | CTBHN-036 CAMPRO-NT-208 | 18 H 18 M 2 S | 48 H 0 M 0 S | 0 H 44 M 4 S | 38.13 |
| A區 | CTBHN-037 CAMPRO-NT-208 | 17 H 58 M 44 S | 48 H 0 M 0 S | 4 H 19 M 22 S | 37.46 |
| A區 | CTD-017 CAMPRO-CPL-3010SY | 0 H 8 M 46 S | 48 H 0 M 0 S | 0 H 2 M 5 S | 0.3 |

Campro IIoT Dashboard PRO

The formats of the Machine Efficiency statements can be made in accordance with the needs of customers as required.

Alarm

The screenshot shows an '機台異常' (Machine Abnormality) dashboard. It features a top navigation bar with buttons for '異常機台' (Abnormal Machine) and '異常機台' (Abnormal Machine). The main area is a list of alarms, each with a red circular icon, a machine ID, an alarm description, and a timestamp.

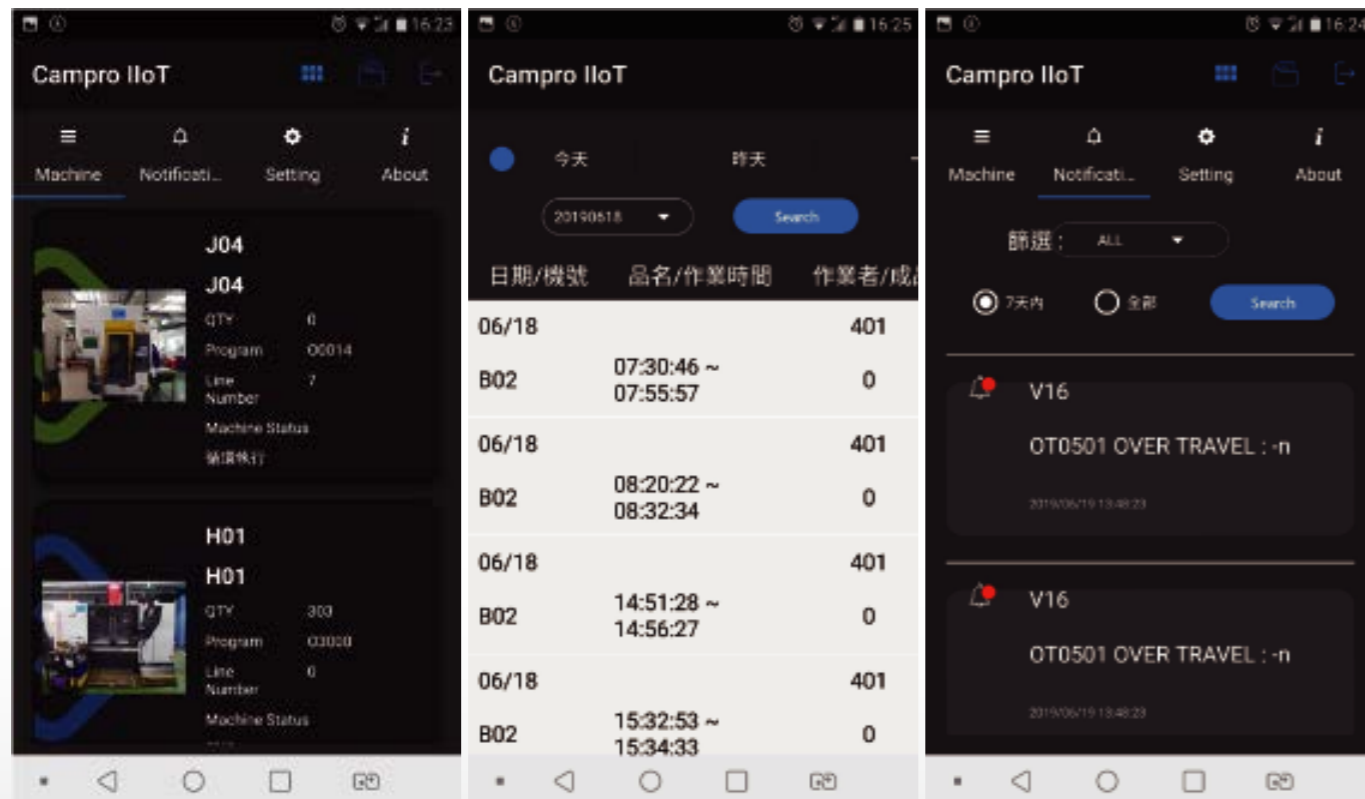
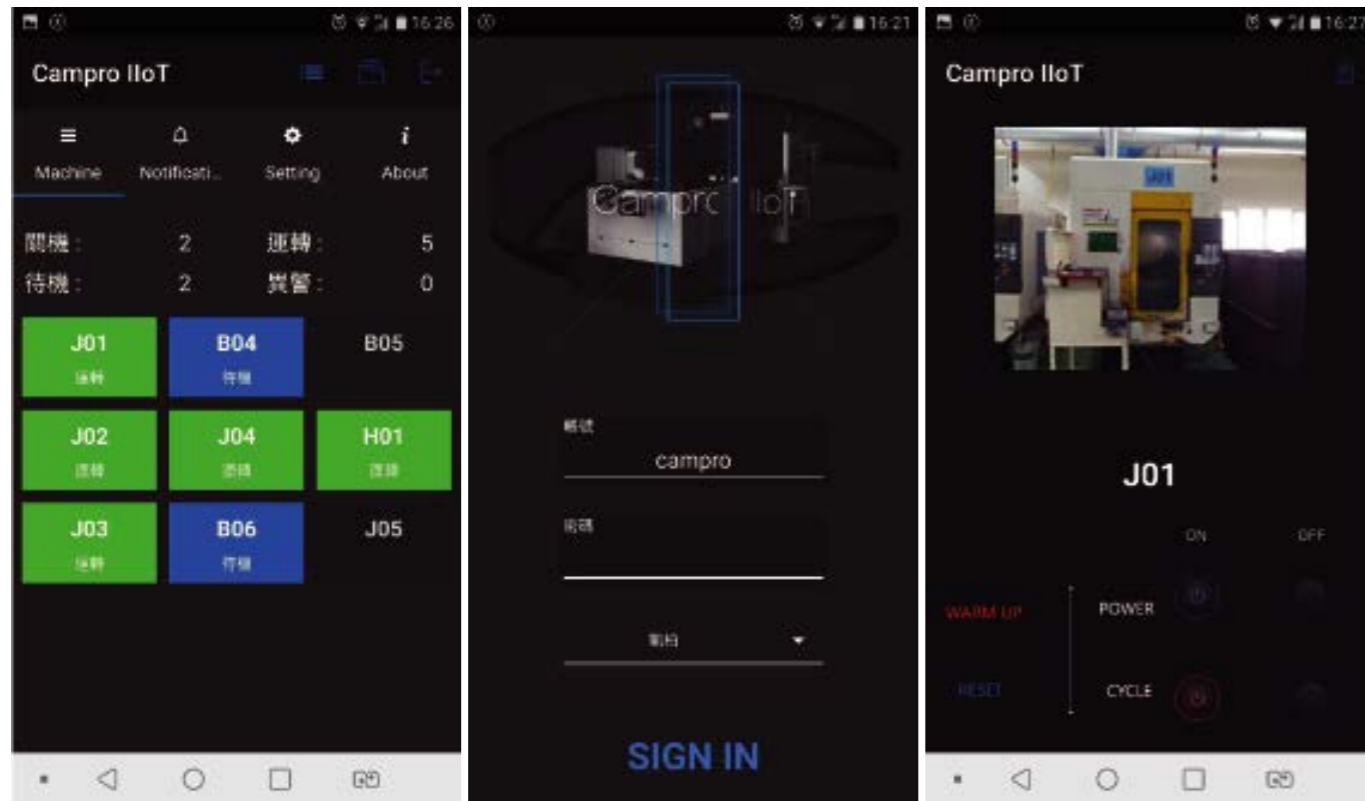
機台工作報告

列印時間：2019/07/24 17:06:05
列印人員：jamescho

加工日期區間：2019/07/01至2019/07/24


| 生產機號 | 日期 | 時間 | 時間 | 秒數 | 加工程式 | 加工數量 |
|-----------------------------|------------|-------|-------|---------|-------|------|
| CTBHN-036 CAMPRO-NT-208 | 2019/07/18 | 08:00 | 08:26 | 26M 29S | O2010 | 1 |
| CTBHN-036 CAMPRO-NT-208 | 2019/07/22 | 09:08 | 09:25 | 17M 17S | O4444 | 3 |
| CTBHN-037 CAMPRO-NT-208 | 2019/07/17 | 16:33 | 17:03 | 30M 0S | O2010 | 10 |
| CTBHN-037 CAMPRO-NT-208 | 2019/07/23 | 13:21 | 13:48 | 27M 28S | O4444 | 6 |
| CTBHN-037 CAMPRO-NT-208 | 2019/07/23 | 14:39 | 15:09 | 30M 0S | O0008 | 1 |
| CTBHNSY-011 CAMPRO-NT-208SY | 2019/07/03 | 08:10 | 09:00 | 1H15M | O0500 | 100 |
| CTBHNSY-011 CAMPRO-NT-208SY | 2019/07/03 | 09:00 | 10:00 | 59M | O3000 | 200 |
| CTD-017 CAMPRO-CPL-3010SY | 2019/07/22 | 14:59 | 15:29 | 29M 57S | O0007 | 29 |
| CTD-017 CAMPRO-CPL-3010SY | 2019/07/24 | 15:31 | 16:01 | 29M 59S | O0005 | 4 |
| CTD-017 CAMPRO-CPL-3010SY | 2019/07/24 | 16:01 | 16:10 | 9M 19S | O6666 | 2 |

Campro IIoT Dashboard APP



Light

Non-CNC equipment also requires the operating conditions and supports the remote control and activation.



Multi Machine

The light signal indicates the operating status of the machine. The green light indicates the machine is cutting, the red light indicates the Alarm, the yellow light indicates standby, the blacklight indicates power-off, and the blue light indicates power-on.

