



鐵匠牌

INDUSTRIAL HARDWARE

SINCE 1981

台灣設計製造 · 先進國家品質



鐵匠

Asmith

Industrial Hardware
Professional Manufacture & Sale.

工業五金專業製造銷售

鐵匠製良品 · 質優惠客群

ASMITH INDUSTRIAL HARDWARE

PROFESSIONAL MANUFACTURE & SALE



About Us

沿革與展望



● 管理部
Administration
Department



● 研發自主商品
R & D



● 模具開發
Mold Making



● 產品破壞性測試
Destructive Testing



● 品質檢驗
Quality Controller

- 1981 成立裕城工業社，對外從事沖壓模具設計與製造。
Started the company to provide press mold design and manufacture service.
- 1982 地緣關係投入製造工具箱零組件，供應工具箱盒廠商使用。
Started the manufacture and provide tool box accessories.
- 1983 業務之需更名為欣葉工業有限公司。
Re-organize the company.
- 1987 工具箱盒零組件年產量超過一千萬盒組以上，市場佔有率超過70%。
Annual production quantity for tool box accessories break through 10,000,000 sets, got 70% more market share.
- 1991 計劃開發與製造多元化箱櫃體零組件，並服務廣大客戶群，特於台中工業區購地興建廠房。
Purchased land for setting up a new factory in Taichung Industrial Park.
- 1994 台中工業區新廠房興建完成並遷入使用，公司更名金石門企業股份有限公司。
Move into the new factory in Taichung Industrial Park.
Re-organize the company, created the brand name-Asmith and for use in domestic and overseas markets
- 2000 擬定公司長遠發展目標，以工業五金為主軸，展開研發、製造及行銷，選定 (1) 鉸鏈 (2) 門鎖 (3) 搭扣 (4) 腳座 (5) 把手 (6) 支撐器 (7) 腳輪 七大項工業五金產品，持續延伸發展。
Set up a continuous development policy, focus on R&D, manufacture and marketing of industrial hardware. Mainly for following product lines:
(1) Hinges (2) Door Latches & Locks For Panels (3) Draw Latches
(4) Leveling Gides For Legs (5) Handles (6) Stays (7) Castors
- 2003 1月 成立研發部，開發自有品牌(Asmith. 鐵匠牌)產品。
5月 配合工研院輔導研發專案，開發相關產品。
Set up the R & D department. Cooperate with Industrial Technology Research Institute for developing new products.
- 2004 10月 成立國貿部門以行銷全球。
Set up trading department, start on the international marketing.
- 2006 9月 通過ISO 9001 品質管理認證。
Has been assessed and registered against the provisions of ISO 9001 : 2000 International Standard.
- 2007 愛護地球環境，陸續實施RoHS歐盟環保規範。
Cherishes the terrestrial environment, implements the RoHS European Union enviromental protection standard one after another.
- 2008 導入ERP系統管理。
Inducts the ERP system administration.
- 2013 9月 成立數位扭力扳手部門，發展數位扭力扳手。
Developing of digital torque wrench.



鐵匠製良品 · 質優惠客群

以鐵匠打鐵製煉的精神，提供相同於歐、美、日先進國家穩定的品質，供應相關業界選購，願能為全球產業結構的升級盡心盡力，這也就是我們研發、製造的理念 - 鐵匠製良品，質優惠客群

Asmith produces high quality products with our serious attitude as a smith. We are willing to contribute our best to improve the global construction of industrial field. We also develop new high quality products with new concept continually in order to make the maximum benefit and contribution for customers. Excellent products from Asmith, Maximum benefit to customers.

Patent and Certification

專利與認證



RoHS One after another in implementation.

RoHS 實施 RoHS 歐盟環保規範 (頁內產品上方註記"RoHS"為符合)



● 部品沖壓製造
Pressing



● 部品組裝生產
QC & Packing



● 專利與認證
Patent and Certification



● 成品倉儲管理
Product stock and management




● 服務與行銷
Quality Service



鉸鏈 Hinges

- Butt Hinges
平面鉸鏈
- Concealed Hinges
隱藏鉸鏈
- Lift-Off Hinges
外露可拆鉸鏈
- Concealed, Removable Hinges
隱藏可拆鉸鏈
- Piano Hinges
長排鉸鏈

平面鉸鏈 Butt Hinges



P. 4



P. 4



P. 4



P. 4



P. 5



P. 5



P. 5



P. 6



P. 6



P. 7



P. 7



P. 8

隱藏鉸鏈 Concealed Hinges



P. 9



P. 9



P. 10



P. 10



P. 10



P. 10



P. 11



P. 11



P. 11



P. 11

※本公司目錄所標示引張荷重及荷重，為測試預估值，提供參考。實際依照產品使用因素與環境為準。

Marked of load capacity in the catalogue is a reference for testing estimate. Actual results should prevail according to product environmental factors.



鉸鏈 Hinges



P.12



P.12



P.12



P.12

外露可拆鉸鏈 Lift-Off Hinges



P.13



P.13



P.14



P.14



P.14



P.14



P.15



P.15



P.16



P.16



P.17



P.17



P.18

隱藏可拆鉸鏈 Concealed, Removable Hinges



P.18



P.19



P.19



P.19

長排鉸鏈 Piano Hinges



P.20

※本公司目錄所標示引張荷重及荷重，為測試預估值，提供參考。實際依照產品使用因素與環境為準。

Marked of load capacity in the catalogue is a reference for testing estimate. Actual results should prevail according to product environmental factors.

B

門鎖 Door Latches & Locks For Panels

- Compression Latches
迫緊門鎖
- Paw / Cam Locks
轉舌門鎖
- Compression Cam Locks / Latches
轉舌迫緊門鎖
- Multi-point Latching Systems
天地栓門鎖
- Tension Catches
拉壓門扣
- Seals
防水條
- Applicable Pawl / Rod & Accessories
連桿檔片及配組件

迫緊門鎖 Compression Latches



P.22



P.24



P.26



P.26



P.28



P.28



P.29

轉舌門鎖 Paw / Cam Locks



P.29



P.30



P.30



P.31



P.31



P.31



P.31



P.31



P.32



P.32

轉舌迫緊門鎖 Compression Cam Locks / Latches



P.33



P.33



P.33



P.33



P.33



P.33



P.34



P.35



P.35

天地栓門鎖 Multi-point Latching Systems



P.36



P.37

※本公司目錄所標示引張荷重及荷重，為測試預估值，提供參考。實際依照產品使用因素與環境為準。

Marked of load capacity in the catalogue is a reference for testing estimate. Actual results should prevail according to product environmental factors.

B

Door Latches & Locks For Panels



P.37



P.37



P.38



P.38



P.38



P.39



P.39



P.39



P.40



P.40

拉壓門扣 Tension Catches



P.41



P.41

防水條 Seals



P.42



P.42

連桿檔片及配組件 Applicable Pawl / Rod & Accessories



P.43



P.43



P.43



P.43



P.43



P.43



P.44



P.44



P.45



P.45



P.45



P.45



P.46



P.46

※本公司目錄所標示引張荷重及荷重，為測試預估值，提供參考。實際依照產品使用因素與環境為準。

Marked of load capacity in the catalogue is a reference for testing estimate. Actual results should prevail according to product environmental factors.

C

搭扣 Draw Latches

線環搭扣 Line Latches



P.60



P.60



P.61



P.61



P.61



P.62



P.62



P.62



P.63



P.63



P.63



P.63



P.63



P.64



P.64

掀把搭扣 Lift-and-Raise Latches



P.64



P.64



P.65



P.65



P.65



P.65



P.66



P.66

選配組件 Applicable Latch Keepers



P.67



P.67



P.67



P.67



P.67



P.67



P.67



P.67



P.67



P.68



P.68



P.68



P.68

※本公司目錄所標示引張荷重及荷重，為測試預估值，提供參考。實際依照產品使用因素與環境為準。

Marked of load capacity in the catalogue is a reference for testing estimate. Actual results should prevail according to product environmental factors.

D

腳座 Leveling Feet

- Heavy-Duty
Anti-Vibration Leveling Feet
重型調整防震腳座

- Nylon Base
Anti-Vibration Leveling Feet
尼龍防震腳座

- Adjustable Swivel,
Anti-Vibration Leveling Feet
萬向防震腳座

- Adjustable Swivel, Nylon Base
Anti-Vibration Leveling Feet
尼龍萬向防震腳座

萬向防震腳座
Adjustable Swivel,
Anti-vibration
Leveling Feet



P.74



P.75



P.76

重型調整防震腳座
Heavy-Duty
Anti-vibration
Leveling Feet



P.69

尼龍防震腳座
Nylon Base
Anti-vibration
Leveling Feet



P.72



P.74



P.71



P.73

尼龍萬向防震腳座
Adjustable Swivel,
Nylon Base
Anti-vibration
Leveling Feet



P.71



P.75



把手 Handles

- Grab Handles
握柄把手

- Round-Bar Handles
棒材把手

- Trunk Carrying Handles
箱丸把手

- Pull Handles
拉起把手

- Concealed Pull
隱藏把手

- Pocket Pulls
嵌入把手

握柄把手
Grab Handles

P.77

P.77

P.77

P.78

P.78

P.79

P.79

P.80

P.81

P.81

P.81

P.82

P.82

P.83

P.83

P.83

棒材把手
Round-Bar
Handles

P.84

P.84

P.85

P.85

P.85

P.86

P.86

P.87

箱丸把手
Trunk Carrying
Handles

P.87

P.87

P.88

P.88

P.88

P.88

P.88

※本公司目錄所標示引張荷重及荷重，為測試預估值，提供參考。實際依照產品使用因素與環境為準。
Marked of load capacity in the catalogue is a reference for testing estimate. Actual results should prevail according to product environmental factors.

E 把手 Handles

F 支撐器 Stays

拉起把手 Pull Handles



P.89



P.89



P.90



P.90



P.91



P.91



P.92



P.93



P.93



P.93



P.94



P.94



P.94



P.95



P.95

嵌入把手 Pocket Handles



P.92

■ Stays 支撐器

支撐器 Stays



P.96




P.96



腳輪 Casters

- Caster With Leveling Glides
調整腳輪
- Heavy Duty Casters
高荷重腳輪
- Medium Duty Casters
中荷重腳輪
- Light Duty Casters
輕荷重腳輪

調整腳輪
Caster With
Leveling Glides



P.97



高荷重腳輪 251 kgf- Medium Duty Casters 中荷重腳輪 ~250 kgf Medium Duty Casters



※本公司目錄所標示引張荷重及荷重，為測試預估值，提供參考。實際依照產品使用因素與環境為準。
Marked of load capacity in the catalogue is a reference for testing estimate. Actual results should prevail according to product environmental factors.

輕荷重腳輪 ~100 kgf Light Duty Casters



P.113 / P.114



P.113 / P.114



P.113 / P.114



P.113 / P.114



P.113 / P.114

- About Digital Torque Wrenches
關於數位扭力扳手
- Digital Torque Wrenches, 4.5~1000 Nm
數位扭力扳手
- Digital Torque Adapters, 9~340 Nm
數位扭力顯示器
- Mini Digital Torque Wrenches, 0.1~25 Nm
迷你型數位扭力扳手
- Open Inserts
開口式扭力接頭
- Common Specification
共用規格

數位扭力扳手 Digital Torque Wrenches 4.5~1000 Nm



P.117



P.118

數位扭力顯示器 Digital Torque Adapters 9~340 Nm



P.119



P.118

迷你型數位扭力扳手 Mini Digital Torque Wrenches 0.1~25 Nm



P.120



P.121



P.121



P.122

開口式扭力接頭 Open Inserts



P.122



產品編號設定舉例說明：例如AS-2530

- 第一個英文字為大類產品項：A-鉸鏈類，B-門鎖類，C-搭扣類，D-腳座類
E-把手類，F-支撐器，G-腳輪類，W-扳手類
- 第二個英文字為材質簡稱：S-不鏽鋼，Z-鋅合金，A-鋁合金，P-強化塑膠
D-青銅，K-合金鋼，T或是沒英文字-鋼鐵
- 腳輪第二個英文字為輪子材質簡稱：N-尼龍輪，X-電木輪，R-橡膠輪
U-PU輪，P-塑膠輪
- (PS. 扳手類第二個英文字不適用於此規則)

產品頁右上角符號說明 (Icon meanings in upper-right corner) :

 : 304不鏽鋼 (SUS304)

 : 316不鏽鋼 (SUS316)

 : 鋁合金 (Aluminum Alloy)

 : 產品符合RoHS規範 (RoHS compliant)

 : 具防水防塵能力 (Dust-resistant and waterproof)

 : 專利設計 (Patent Certificate)

 : 產品有一年保固 (One year warranty)

AS-25 Series 平面鉸鏈 Butt Hinge



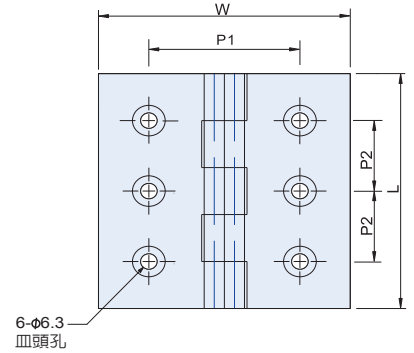
AS-2510A



AS-2510B



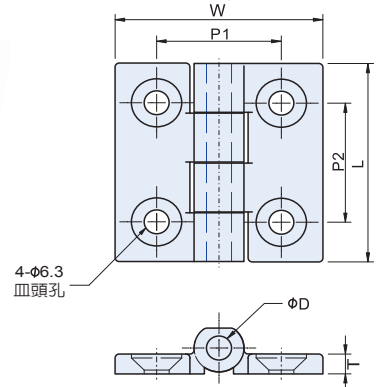
AS-2510W



AS-2530
AS-2532



AS-2520
AS-2522



SPECIFICATION:

產品編號 Item No.	材質 Material	表面處理 Finish	L	W	P1	P2	D	T	產品荷重 Load Capacity (kg/2pcs)	重量 Weight(g)
AS-2510A	SUS304 (Lost Wax Coating)	毛絲面 Brushed finish	50	50	30	30	6	6	60	116
AS-2510B		砂面黑色 Black coated								
AS-2510W										
AS-2520	SUS304	亮面拋光 High gloss polished	75	75	50	40	8	6	65	290
AS-2522	SUS316									
AS-2530	SUS304									
AS-2532	SUS316		100	100	60	30		85	450	

Unit:mm

特徵

- 鉸鍊片與鉸鍊片之間具有極密間隙

FEATURES

- The middle gap between butt and butt is very close.

AZ-25 Series 平面鉸鏈 Butt Hinge



AZ-2500N



AZ-2500W



AZ-2500B



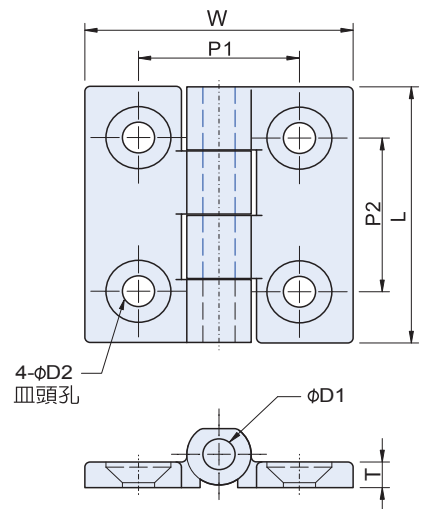
AZ-2510N



AZ-2510W



AZ-2510B



材質

- 鉸鍊片: 鋅合金。
- 軸心: 不銹鋼(SUS304)。

MATERIAL

- PIN: SUS304.
- Swing Leaf: Zinc Alloy.

SPECIFICATIONS:

Unit:mm

產品編號 Item No.	顏色 Color	材質 Material	表面處理 Finish	L	W	P1	P2	D1	D2	T	產品荷重 Loading capacity (kg/2pcs)	重量 Weight(g)
AZ-2500	N,B,W	鋅合金 Zinc Alloy	N(毛絲鍍 Nickel polish)	40	40	25	25	4	5.3	4.8	40	49
AZ-2510			B(消光黑 Black) W(亮鍍 Bright chrome)									

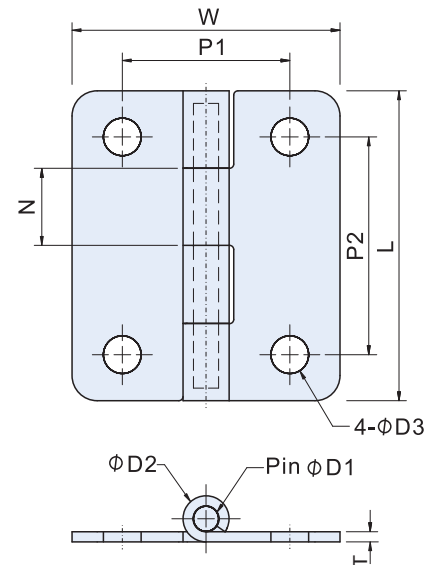
AT-0510



AS-1510,A-1510



AT-0511

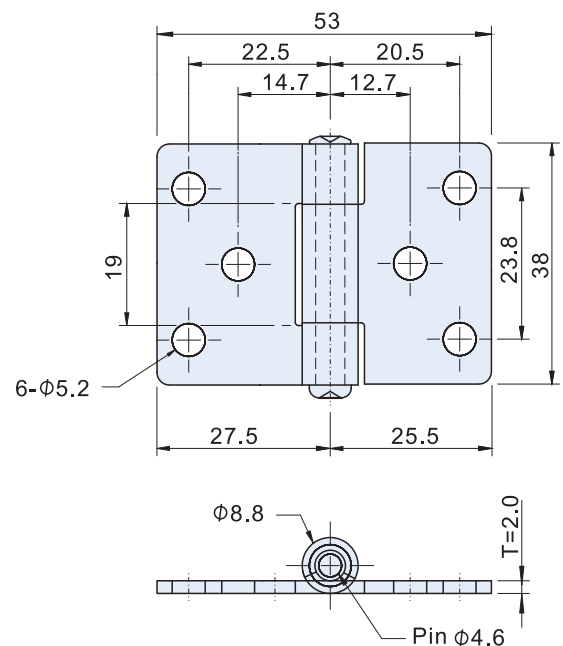


SPECIFICATIONS:

Unit:mm

產品編號 Item No.	材質 Material	表面處理 Finish	尺寸 Dimensions									重量 Weight (g)
			L	W	T	P1	P2	D1	D2	D3	N	
AT-0510	SPCC	鍍 鋅 Zinc plated	37	32	1.2	20	26	3	5.6	4.5	9	15.6
AT-0511	SPCC	材料本質 Natural										
A -1510	SPCC	鍍 鎳 Nickel plated	38.2	31	0.9	19	25.4	2.3	4.3	4.0	6.3	10.8
AS-1510	SUS304	亮面 Vibration ground										

AS-1520
AT-1520



SPECIFICATION:

Unit:mm

產品編號 Item No.	材質 Material	表面處理 Finish	重量 Weight(g)
AS-1520	SUS304	亮面 Vibration ground	40
AT-1520	SPCC	鍍鋅 Zinc plated	

AS-AD5008
AT-AD5008

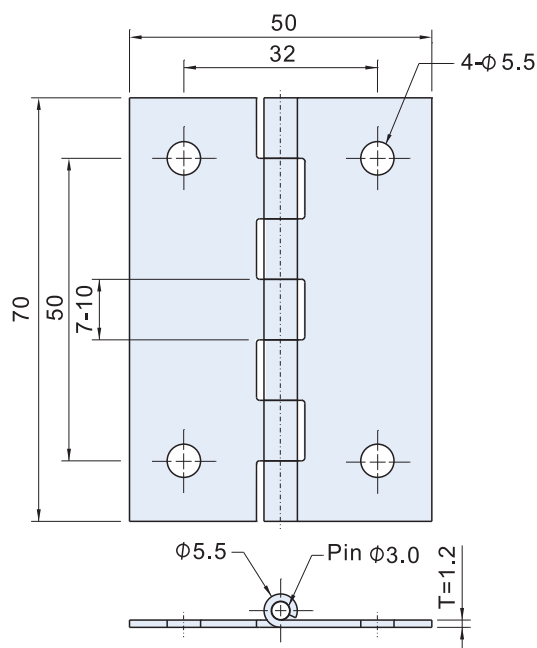
平面鉸鏈 *Butt Hinge*

SUS304

RoHS



AS-AD5008
AT-AD5008



SPECIFICATION:

Unit:mm

產品編號 Item No.	材質 Material	表面處理 Finish	重量 Weight(g)
AS-AD5008	SUS304	亮面 Vibration ground	40.2
AT-AD5008	SPCC	鍍鋅 Zinc plated	

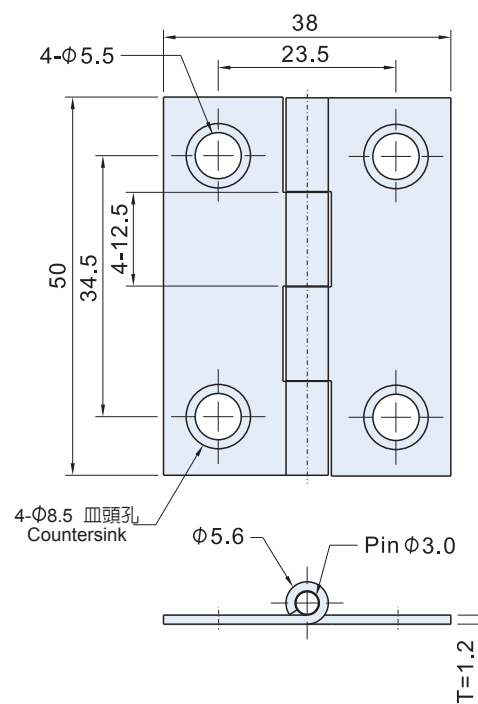
AS-AD5006
AT-AD5006

平面鉸鏈 *Butt Hinge*

SUS304

RoHS

AS-AD5006
AT-AD5006



SPECIFICATION:

Unit:mm

產品編號 Item No.	材質 Material	表面處理 Finish	重量 Weight(g)
AS-AD5006	SUS304	亮面 Vibration ground	23
AT-AD5006	SPCC	鍍鋅 Zinc plated	

A

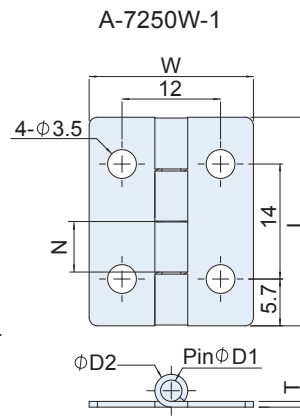
鉸鏈系列 Hinges



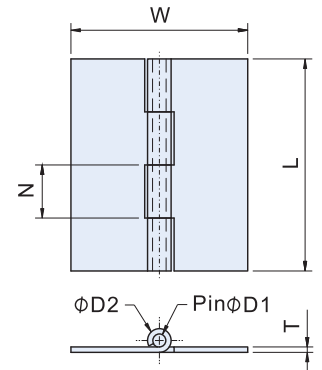
AS-1621



A-1811



A-7250W-1



材質與表面處理

- AS:不銹鋼(SUS304)。
- A :鐵材(SPCC), 材料本質。
- A-7250W-1:鐵材(SPCC), 鍍鎳

MATERIAL AND FINISH

- AS:Stainless steel (SUS304), Natural.
- A :Cold-rolled steel (SPCC), Natural.
- A-7250W-1:Cold-rolled steel(SPCC), Nickel plated.

SPECIFICATIONS:

Unit:mm

產品編號 Item No.	材質 Material	尺寸 Dimensions						重量 Weight (g)
		L	W	T	D1	D2	N	
A-1811	SPCC	60	35	1.0	2.3	4.5	10	21.5
A-1821			40					24.0
A-2611		50	23		3.0	5.2	12.5	14.6
A-2621			29					16.8
A-2711			32		1.2	5.6	20.0	
A-2721			38				22.0	

SPECIFICATIONS:

Unit:mm

產品編號 Item No.	材質 Material	尺寸 Dimensions						重量 Weight (g)
		L	W	T	D1	D2	N	
A-7250W-1	SPCC	25.4	21	0.7	2.3	4	6.35	4.2
A-7251								4.5
A-4361		36	23	0.4	2.3	3.5	9	4.3
A-6361								6.1
A-9361-1								8.6
AS-1621		SUS304	30	0.9	2.3	4.4		10.0

AS-1930
AT-1930



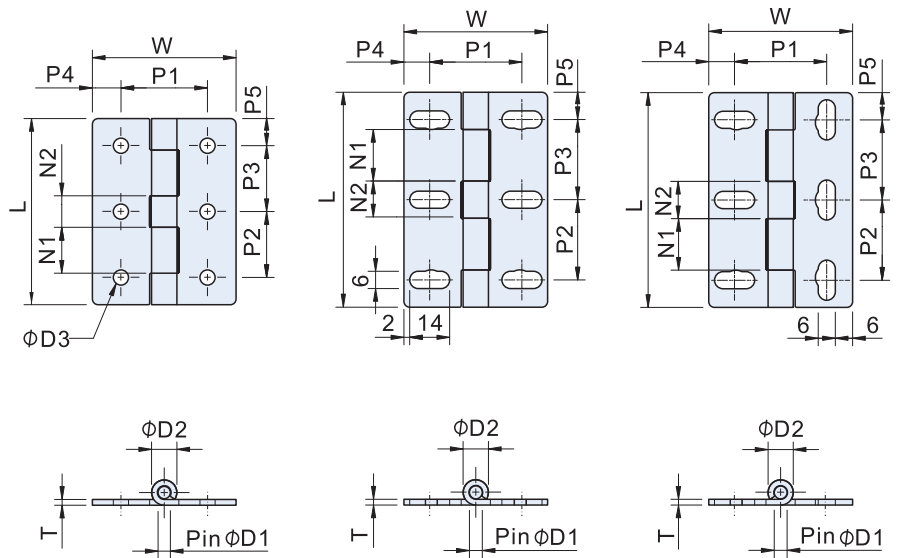
AS-1940
AT-1940



AS-1941



AS-1942



SPECIFICATION:

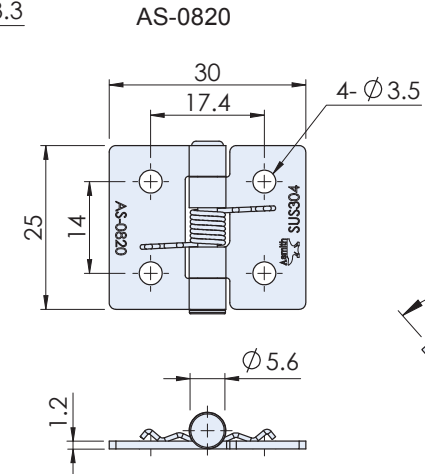
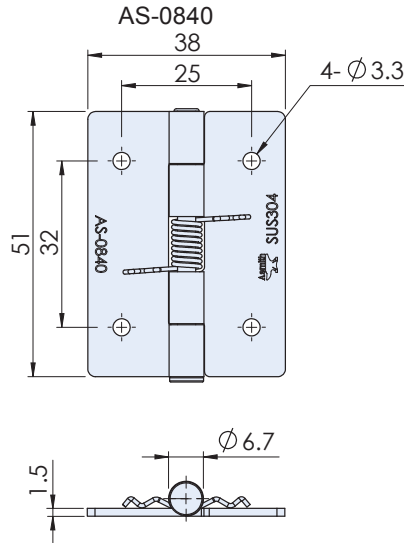
Unit:mm

產品編號 Item No.	材質 Material	表面處理 Finish	尺寸 Dimensions													重量 Weight(g)
			L	W	T	P1	P2	P3	P4	P5	D1	D2	D3	N1	N2	
AS-1930	SUS304	亮面 Vibration ground	65	50	2.0	30	23	23	10	9.5	4.5	8.8	5.3	16	11	69.2
AT-1930	SPCC	鍍鋅 Zinc plated					27	27								
AS-1940	SUS304	毛絲面 Brushed finish	75	50	2.0	32	28	28	9	9.5	4.5	8.8	5.3	18	13	79.2
AT-1940	SPCC	鍍鋅 Zinc plated														
AS-1941 AS-1942	SUS304	毛絲面 Brushed finish														

AS-0820



AS-0840



特徵

- 安裝此產品，開啓門板後可自動回彈定位。

FEATURES

- The panel could be back as usual automatically with this hinges after opening the panel.

SPECIFICATION :

Unit : mm

產品編號 Item No.	材質 Material	表面處理 Finish	θ	重量 Weight(g)
AS-0820	SUS304	震動亮面 Vibration ground	82°	10
AS-0840			88°	30

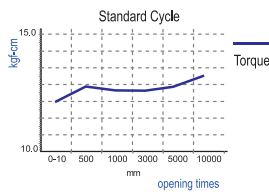
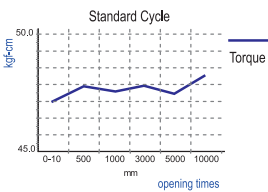
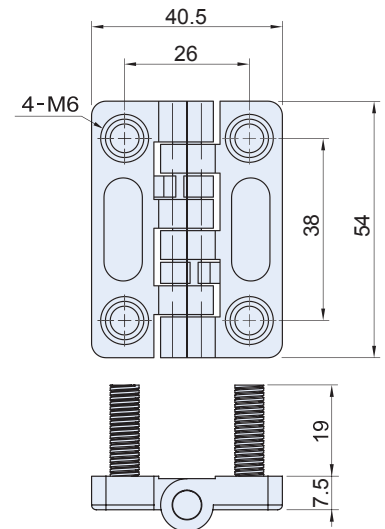
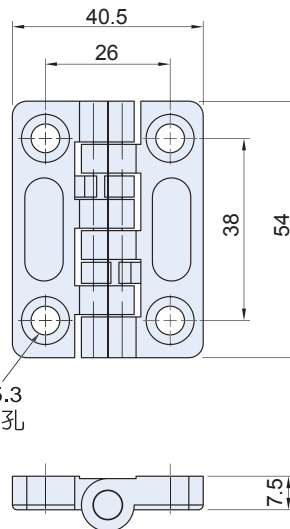
AZ-0620

AZ-0621



AZ-0620

AZ-0621



特徵

- 恆定扭力。
- 有3種扭力產品可供選擇。
- 開啓門板後，依個人施力定位，以防公安危險產生。
- 適用於電腦設備、測試設備、通訊設備、戶外箱體等。

FEATURES

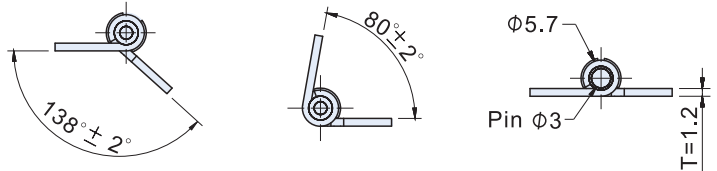
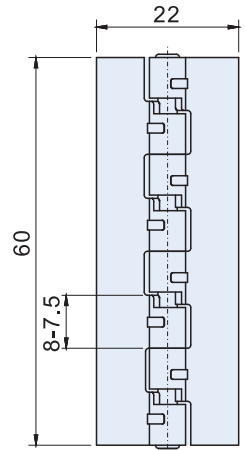
- Invariable resistance torque.
- Three kinds of torque to select.
- The panel can stay in position due to the force of opening.
- Application for IT equipment、Test equipment、Telecommunication equipment、Outdoor cabinet.

SPECIFICATION :

Unit : mm

產品編號 Item No.	材質 Material	表面處理 Finish	扭力數值 Torque	荷重 Load capacity (kgf/2pcs)	重量 Weight(g)
AZ-0620-12	鋅合金 Zinc Alloy	黑色 Black coated	12kgf-cm ± 15%	50	94
AZ-0620-30			30kgf-cm ± 15%		
AZ-0620-47			47kgf-cm ± 15%		
AZ-0621-12			12kgf-cm ± 15%		116
AZ-0621-30			30kgf-cm ± 15%		
AZ-0621-47			47kgf-cm ± 15%		

A-1230-60-22



SPECIFICATIONS:

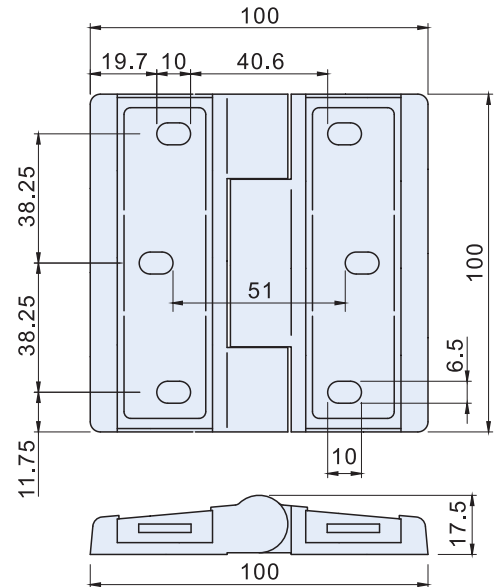
Unit:mm

產品編號 Item No.	材質 Material	表面處理 Finish	重量 Weight (g)
A-1230-60-22	SPCC	材料本質 Natural	19.2

AS-2061

蓋板平面鉸鏈 *Decorate Butt Hinge*

AS-2061



材質與表面處理

- 1.本體：不鏽鋼 (SUS304)，亮面拋光。
- 2.蓋版：不鏽鋼 (SUS304)，毛絲面。

MATERIAL AND FINISH

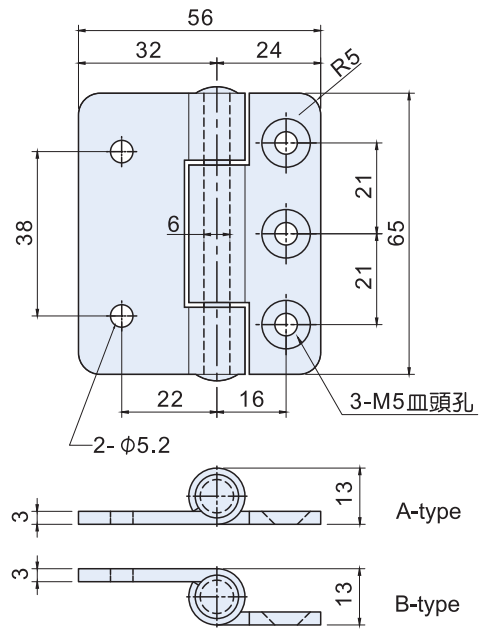
- 1.Body: Stainless steel(SUS304), High gloss polished.
- 2.Cover: Stainless steel(SUS304), Brushed finish.

SPECIFICATION :

Unit : mm

產品編號 Item No.	材質 Material	表面處理 Finish	重量 Weight(g)
AS-2061	SUS304	亮面拋光 High gloss polished	630

AS-1371-A



SPECIFICATION :

Unit : mm

產品編號 Item No.	材質 Material	表面處理 Finish	重量 Weight(g)
AS-1371-A	SUS304	拋毛絲面 Brushed finish	125
AS-1371-B			

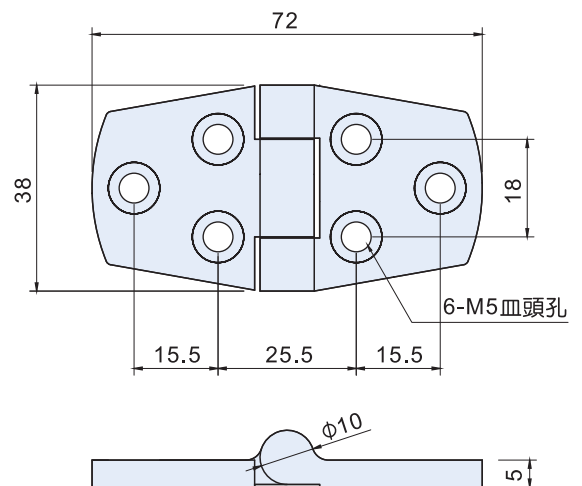
材質與表面處理

■ 不鏽鋼 (SUS304), 拋毛絲面。

MATERIAL AND FINISH

■ Stainless steel(SUS304), Brushed finish.

AS-2059



SPECIFICATION :

Unit : mm

產品編號 Item No.	材質 Material	表面處理 Finish	重量 Weight(g)
AS-2059	SUS316	亮面拋光 High gloss polished	75

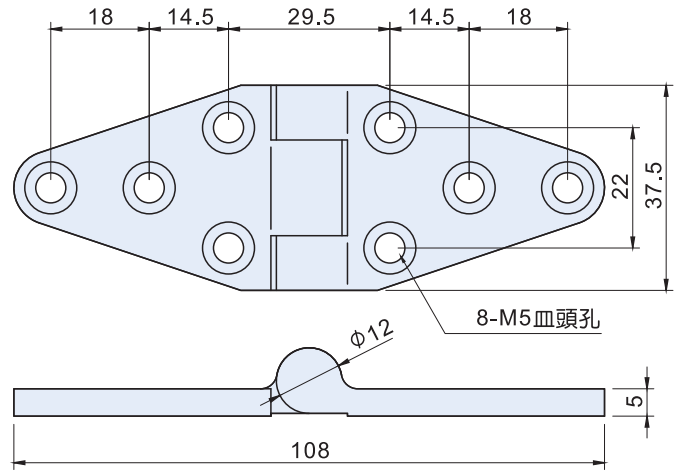
材質與表面處理

■ 不鏽鋼 (SUS316), 亮面拋光。

MATERIAL AND FINISH

■ Stainless steel(SUS316), High gloss polished.

AS-2063

**材質與表面處理**

■ 不鏽鋼 (SUS304) , 亮面拋光。

MATERIAL AND FINISH

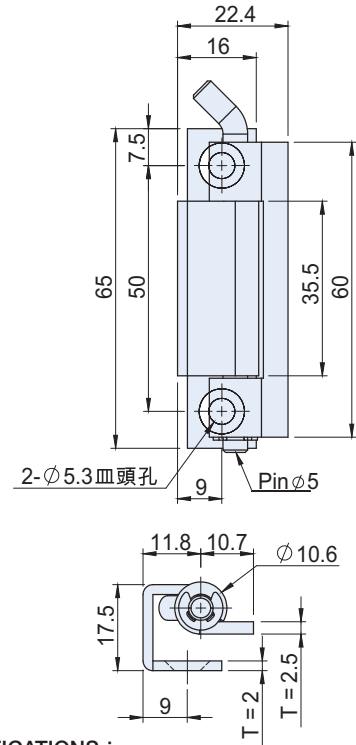
■ Stainless steel(SUS304), High gloss polished.

SPECIFICATION :

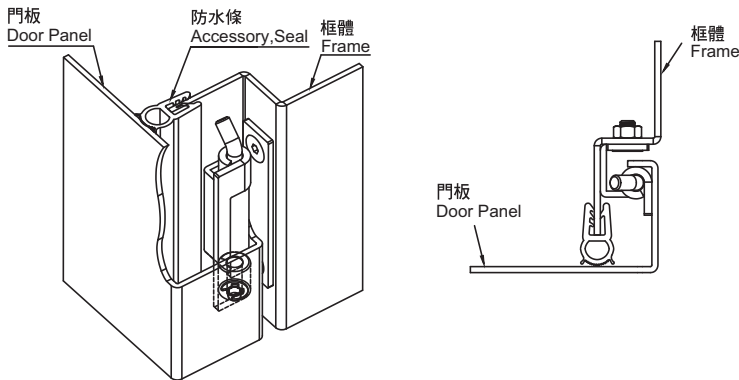
Unit : mm

產品編號 Item No.	材質 Material	表面處理 Finish	重量 Weight(g)
AS-2063	SUS304	亮面拋光 High gloss polished	95

AT-0212



使用例
Example of application



SPECIFICATIONS :

Unit : mm

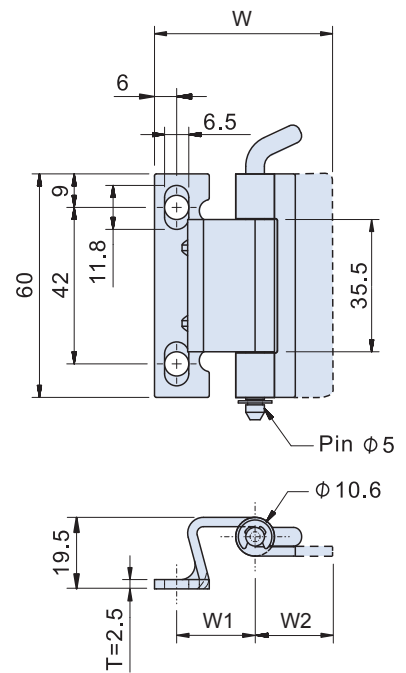
產品編號 Item No.	材質 Material	表面處理 Finish	重量 Weight (g)
AT-0212	SPHC-PO	鍍 鋅 Zinc plated	79.4

AS-02 Series
AT-02

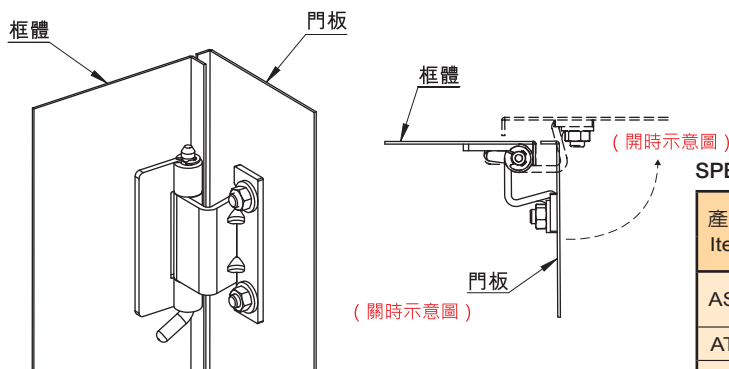
隱藏鉸鏈 Concealed Hinge

AS-0210
AT-0210

AT-0220



使用例
Example of application



SPECIFICATION :

Unit : mm

產品編號 Item No.	材質 Material	表面處理 Finish	尺寸 Dimensions			重量 Weight (g)
			W	W1	W2	
AS-0210	SUS 304	材料本質 Natural	37.4	20.7	10.7	79.8
AT-0210	SPHC-PO	鍍 鋅	38.5	21.8	10.7	79.4
AT-0220	SPHC-PO	Zinc plated	48.5	21.8	20.7	90.2

AS-110



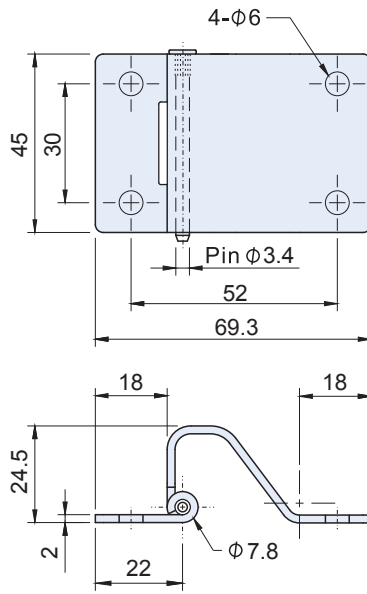
A-111



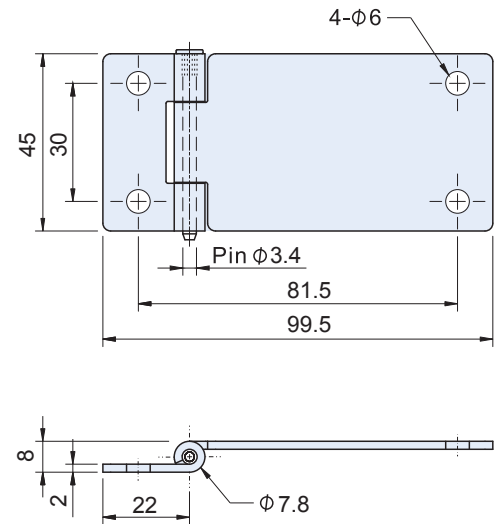
AS-1120



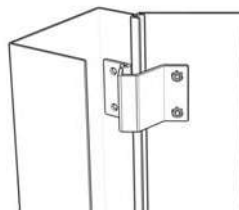
AS-110 A-111



AS-1120



使用例 Example of application



SPECIFICATION :

Unit : mm

產品編號 Item No.	材質 Material	表面處理 Finish	樣式區分 Type	重量 Weight (g)
A-111	SPCC		無孔焊接型 Weld-on	80
AS-110	SUS 304	材料本質 Natural	有孔固定型 Screw-on / Rivet-on	71
AS-1120	SUS 304		有孔固定型 Screw-on / Rivet-on	

A-12

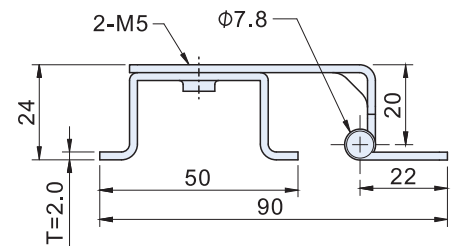
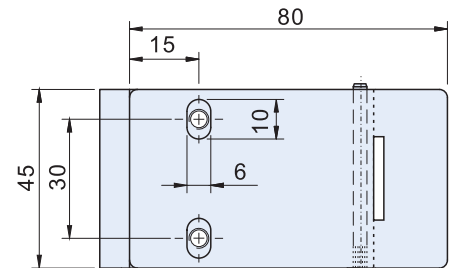
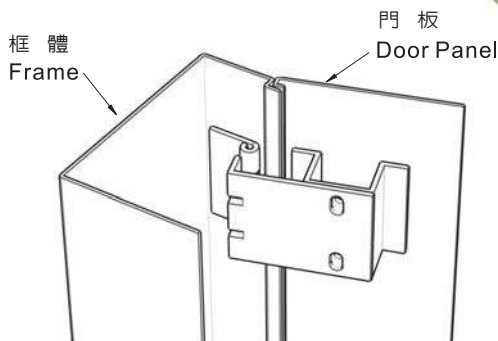
隱藏鉸鏈 Concealed Hinge



A-12



使用例 Example of application



SPECIFICATIONS:

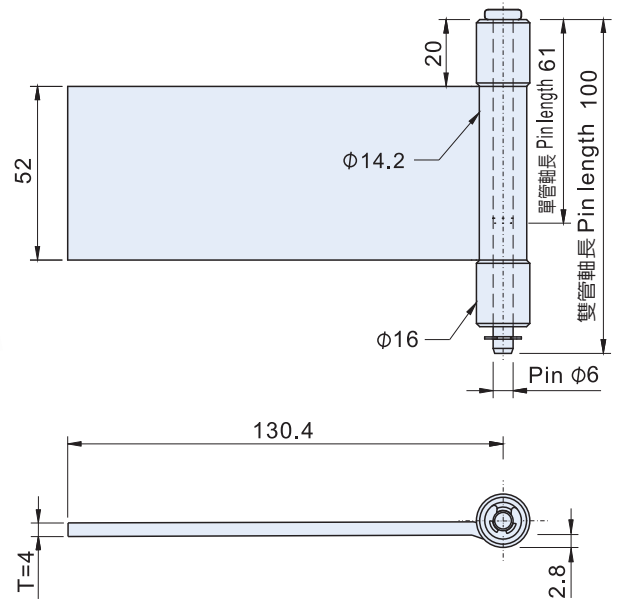
Unit:mm

產品編號 Item No.	材質 Material	表面處理 Finish	重量 Weight (g)
A-12	SPCC	材料本質 Natural	133

AT-3101 (雙管 Double Support)



AT-3111 (單管 Single Support)



材質與表面處理

- 本體鉸鏈：鐵材 (SPHC-PO)，防銹處理。
- 軸心：中碳鋼，鍍鋅。
- 套管：鐵材 (1008) 防銹處理。

特徵

- 平行鉸鏈可依設計的需求彎折成理想的形狀，若每批有1000pcs以上，可委託我們成型，為貴公司所需形狀。

MATERIAL AND FINISH

- Hinge Body: Hot-rolled Steel (SPHC-PO), Oxalic-acid treatment.
- Pin: Medium carbon Steel, Zinc plated.
- Pin Bushing: Steel (1008), Natural.

FEATURES

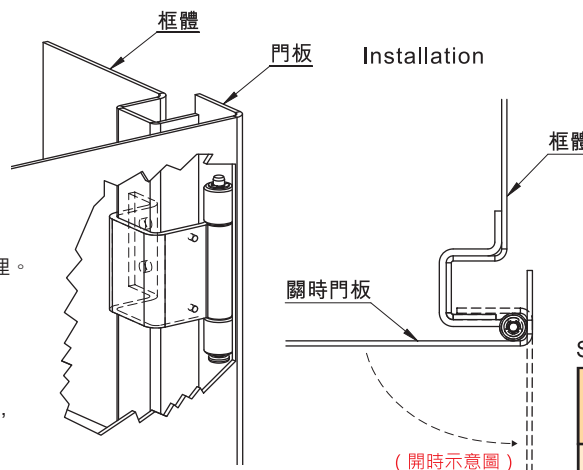
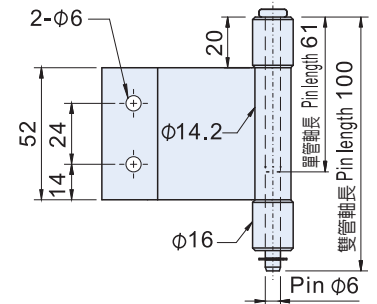
- Could be DIY folded to the shape needed by customer. Forming service is available for the single order quantity more than 1000 pieces each shape.

SPECIFICATIONS: Unit:mm

產品編號 Item No.	樣式區分 Type	重量 Weight (g)
AT-3101	雙管 Double support	330
AT-3111	單管 Single support	296

AT-3120 (雙管 Double Support)

AT-3130 (單管 Single Support)



材質與表面處理

- 本體鉸鏈：鐵材 (SPHC-PO)，防銹處理。
- 軸心：中碳鋼，鍍鋅。
- 套管：鐵材 (1008) 防銹處理。

MATERIAL AND FINISH

- Hinge Body: Hot-rolled Steel (SPHC-PO), Oxalic-acid treatment.
- Pin: Medium carbon Steel, Zinc plated.
- Pin Bushing: Steel (1008), Natural.

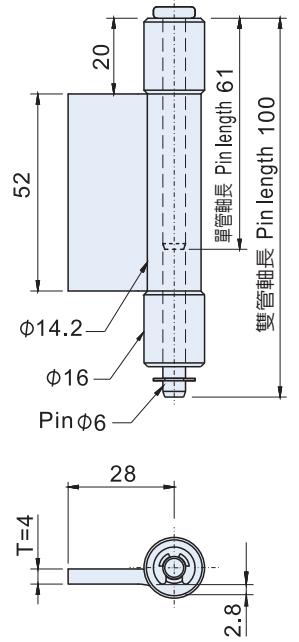
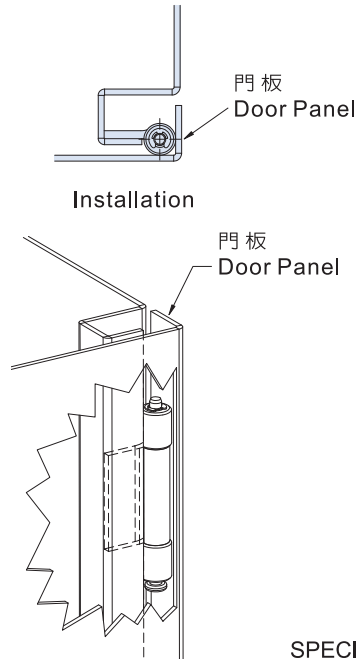

SPECIFICATIONS: Unit:mm

產品編號 Item No.	樣式區分 Type	重量 Weight (g)
AT-3120	雙管 Double support	330
AT-3130	單管 Single support	296

AT-31 Series 隱藏鉸鏈 Concealed Hinge



AT-3161 (雙管 Double Support) AT-3171 (單管 Single Support)



材質與表面處理

- 本體鉸鏈：鐵材 (SPHC-PO)，防銹處理。
- 軸心：中碳鋼，鍍鋅。
- 套管：鐵材 (1008) 防銹處理。

特徵

- 平行鉸鏈可依設計的需求彎折成理想的形狀，若每批有1000pcs以上，可委託我們成型，為貴公司所需形狀。

MATERIAL AND FINISH

- Hinge Body: Hot-rolled Steel (SPHC-PO), Oxalic-acid treatment.
- Pin: Medium carbon Steel, Zinc plated.
- Pin Bushing: Steel (1008), Natural.

FEATURES

- Could be DIY folded to the shape needed by customer.
- Forming service is available for the single order quantity more than 1000 pieces each shape.

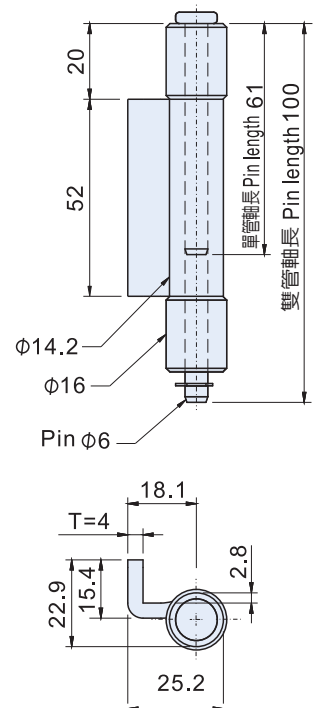
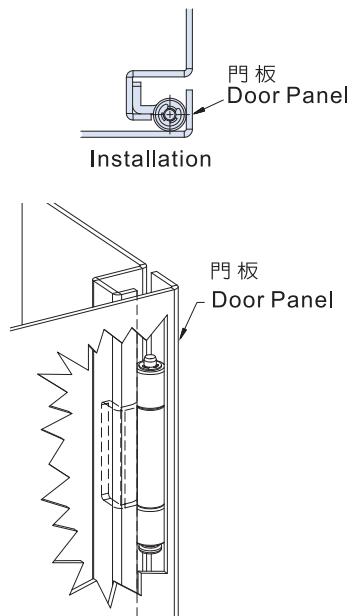
SPECIFICATIONS: Unit:mm

產品編號 Item No.	樣式區分 Type	重量 Weight (g)
AT-3161	雙管 Double support	165
AT-3171	單管 Single support	130

AT-31 Series 隱藏鉸鏈 Concealed Hinge



AT-3141 (雙管 Double Support) AT-3151 (單管 Single Support)



材質與表面處理

- 本體鉸鏈：鐵材 (SPHC-PO)，防銹處理。
- 軸心：中碳鋼，鍍鋅。
- 套管：鐵材 (1008) 防銹處理。

MATERIAL AND FINISH

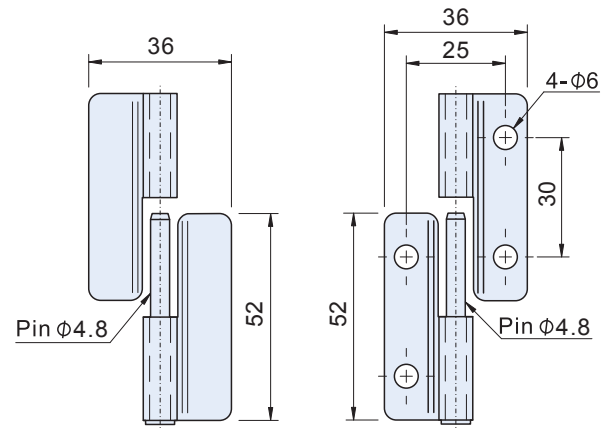
- Hinge Body: Hot-rolled Steel (SPHC-PO), Oxalic-acid treatment.
- Pin: Medium carbon Steel, Zinc plated.
- Pin Bushing: Steel (1008), Natural.

SPECIFICATIONS: Unit:mm

產品編號 Item No.	樣式區分 Type	重量 Weight (g)
AT-3141	雙管 Double support	162
AT-3151	單管 Single support	127

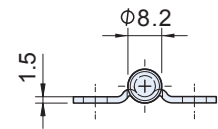
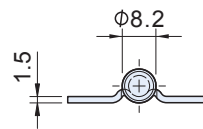
AS-1310L,A-1310L

AS-1310R,A-1310R



AS-1311L,A-1311L

AS-1311R,A-1311R

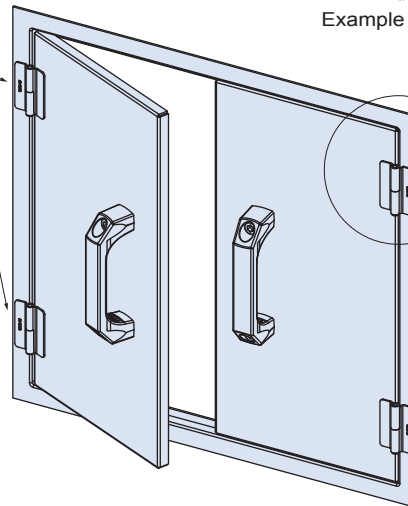


左開焊接型
Left Opening(Weld-on)

右開有孔型
Right Opening(Screw-on/Rivet-on)

使用例
Example of application

使用右開型鉸鏈
Use Type
"Right Opening" hinges



使用左開型鉸鏈
Use Type
"Left Opening" hinges

細部放大圖 A

SPECIFICATIONS:

Unit:mm

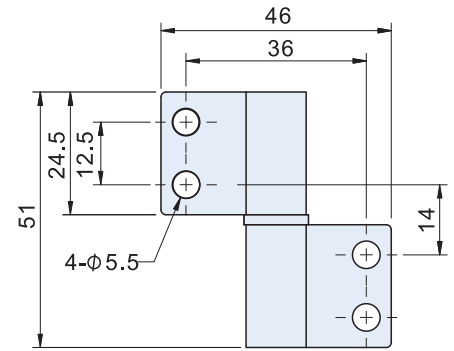
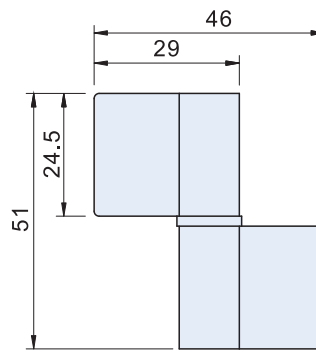
產品編號 Item No.		材質 Material	表面處理 Finish	樣式區分 Type	重量 Weight(g)
左開型 Left Opening	右開型 Right Opening				
AS-1310L	AS-1310R	SUS304	亮面 Vibration ground	有孔固定型 Screw-on/Rivet-on	38.0
A -1310L	A -1310R	SPCC	鍍鋅 Zinc plated	有孔固定型 Screw-on/Rivet-on	37.8
AS-1311L	AS-1311R	SUS304	材料本質 Natural	無孔焊接型 Weld-on	40.4
A -1311L	A -1311R	SPCC	材料本質 Natural	無孔焊接型 Weld-on	38.9

AS-22 Series
AT-22

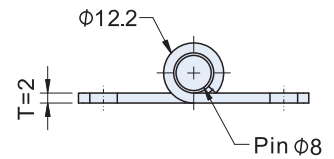
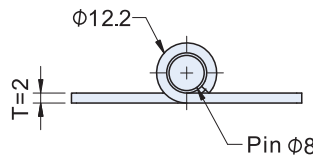
外露可拆鉸鏈 *Lift-Off Hinge*



AS-2210
AT-2210



AS-2211
AT-2211



SPECIFICATION:

Unit:mm

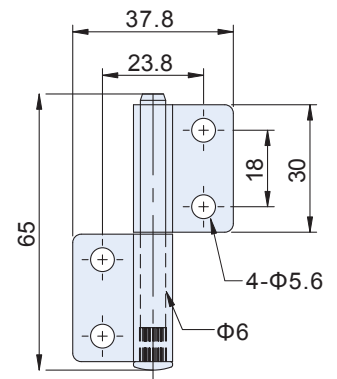
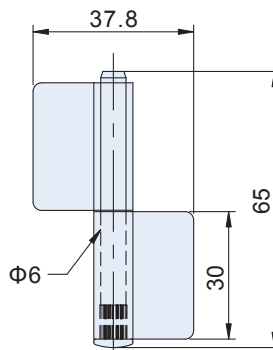
產品編號 Item No.	材質 Material	表面處理 Finish	樣式區分 Type	重量 Weight(g)
AS-2210	SUS304	亮面 Vibration ground	有孔固定型 Screw-on/Rivet-on	56
AT-2210	SPCC	鍍鋅 Zinc plated		
AS-2211	SUS304	亮面 Vibration ground	無孔焊接型 Weld-on	58
AT-2211	SPCC	材料本質 Natural		

AS-23 Series
AT-23

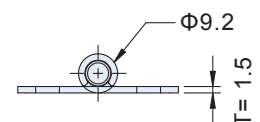
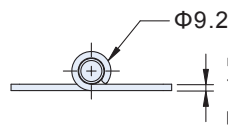
外露可拆鉸鏈 *Lift-Off Hinge*



AS-2310R
AT-2310R



AS-2311L
AT-2311L



左開焊接型
Left Opening(Weld-on)

右開有孔型
Right Opening(Screw-on/Rivet-on)

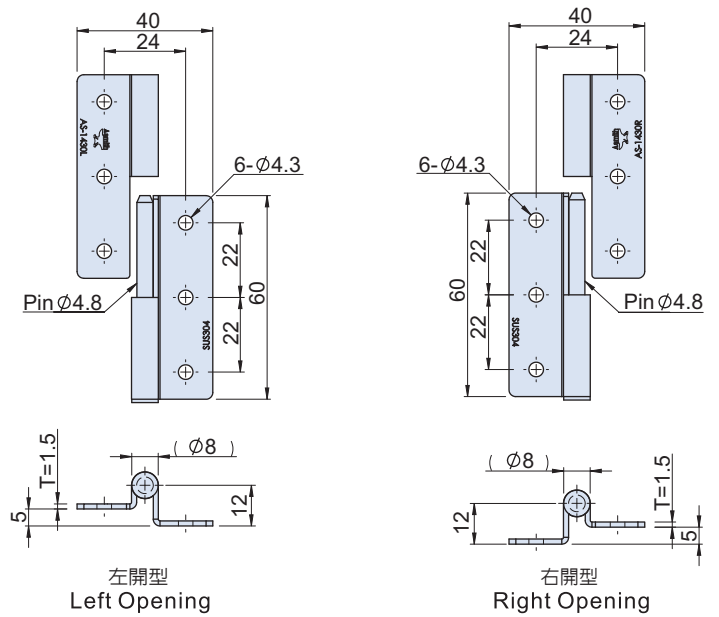
SPECIFICATIONS:

Unit:mm

產品編號 Item No.		材質 Material	表面處理 Finish	樣式區分 Type	重量 Weight(g)
左開型 Left Opening	右開型 Right Opening				
AS-2310L	AS-2310R	SUS304	亮面 Vibration ground	有孔固定型 Screw-on/Rivet-on	42.4
AS-2311L	AS-2311R			無孔焊接型 Weld-on	
AT-2310L	AT-2310R	SPCC	鍍鋅 Zinc plated	有孔固定型 Screw-on/Rivet-on	42.4
AT-2311L	AT-2311R			無孔焊接型 Weld-on	

AS-1430L

AS-1430R




SPECIFICATION:

Unit:mm

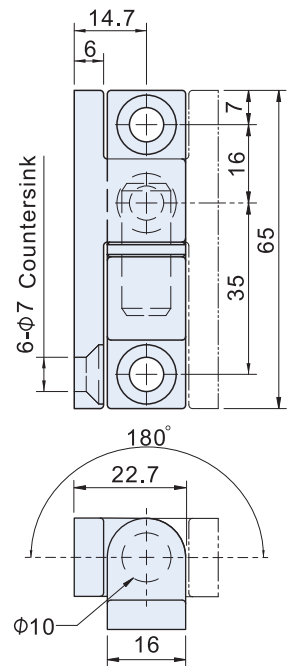
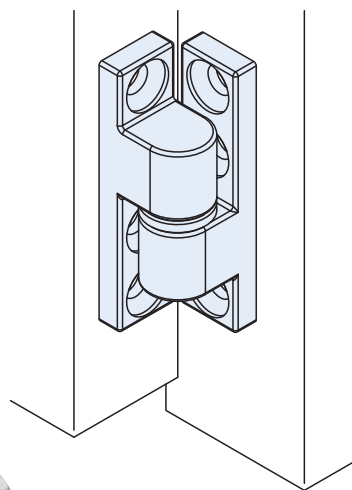
產品編號 Item No.	材質 Material	表面處理 Finish	樣式區分 Type	重量 Weight(g)
AS-1430L	SUS304	亮面	有孔固定型	50.2
AS-1430R		Vibration ground	Screw-on/Rivet-on	

AS-2410

AS-2410W



Installation:



SPECIFICATION:

Unit:mm

產品編號 Item No.	材質 Material	表面處理 Finish	荷重 Load Capacity (kg/2pcs)	重量 Weight(g)
AS-2410	SUS304	材料本質 Natural	60	138
AS-2410W		亮面拋光 High gloss polished		133

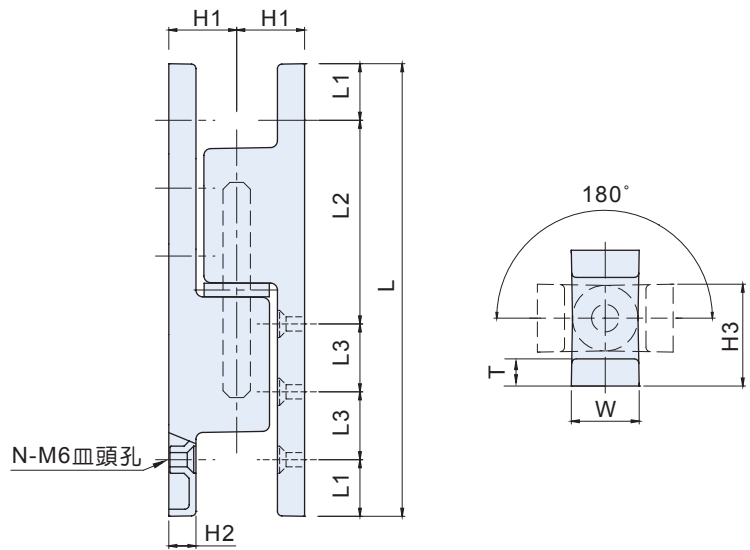
特徵

- 轉動部份採用了樹脂襯套，可抑制金屬粉塵的產生。

FEATURES

- Rotating Part using the plastic bushing to repress the dust of metal

AS-271X



SPECIFICATION :

Unit : mm

產品編號 Item No.	材質 Material	表面處理 Finish	尺寸 Dimensions										重量 Weight(g)
			L	L1	L2	L3	W	H1	H2	H3	T	N	
AS-2715	SUS304	亮面拋光 High gloss polished	200	25	90	30	30	30	12	45	12	8	1170
AS-2716			150	15	70	25	25	24.5	10	37	10	8	680
AS-2717			125	15	65	30	25	25	10.5	37.5	10.5	6	500
AS-2718			100	12.5	50	25	25	24.5	10	37	10	6	360

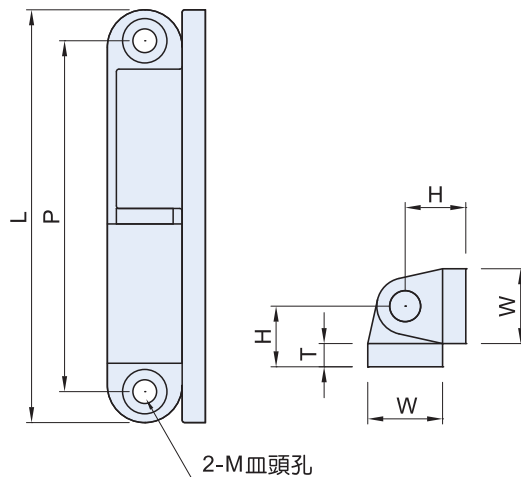
特徵

- 轉動部分採用了樹脂襯套，可抑制金屬粉塵的產生。

FEATURES

- Rotating Part using the plastic bushing to repress the dust of metal

AS-2719



SPECIFICATION :

Unit : mm

產品編號 Item No.	材質 Material	表面處理 Finish	尺寸 Dimensions						重量 Weight(g)
			L	W	H	T	P	M	
AS-2719-1	SUS304	亮面拋光 High gloss polished	80	14.5	11.75	4.5	68	M4	95
AS-2719-2			60	13	9.5	3	48	M4	50
AS-2719-3			51	11	8	2.5	40	M3	30

特徵

- 轉動部分採用了樹脂襯套，可抑制金屬粉塵的產生。

FEATURES

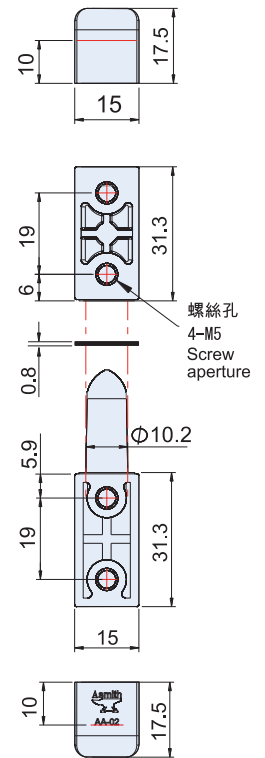
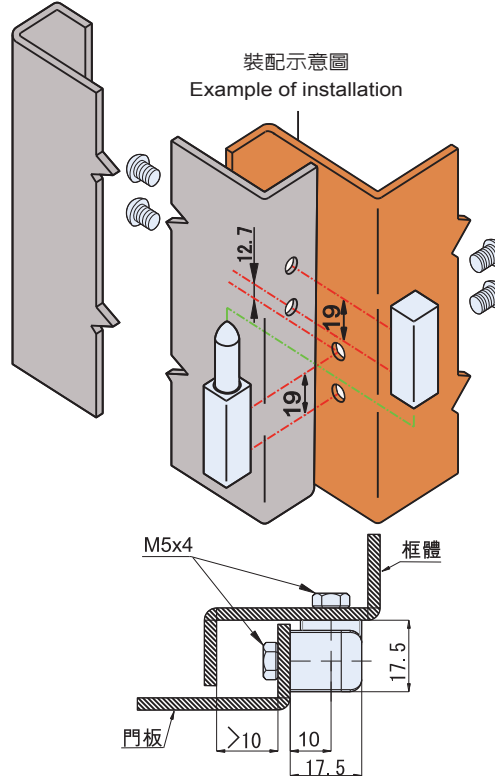
- Rotating Part using the plastic bushing to repress the dust of metal

AA-0222B

外露可拆鉸鏈 Lift-Off Hinge



AA-0222B



特徵

- 採用鋁合金材質，以減輕重量。荷重經測試與鋅合金相同。
- 特殊表面處理，耐候性佳，鹽霧測試達400小時，符合RoHS規範。

規格

- 建議螺絲長度：門板厚+5mm
- 例：門板厚1.6mm時，應使用M5 * 6L

FEATURES

- The characteristics of Aluminum alloy is lighter-than-Zinc alloy. Special finish stands climate salt test is at 400 hours. With RoHS compliance. And their loading capacity are all the same after test.

SPECIFICATIONS

- Calculate screw length using the following formula : Door thickness + 5mm

SPECIFICATIONS:

Unit:mm

產品編號 Item No.	材質 Material	表面處理 Finish	產品荷重 Load Capacity(kg/2pcs)	重量 Weight(g)
AA-0222B	鋁合金 Aluminum Alloy	黑色 Black coated	50	34

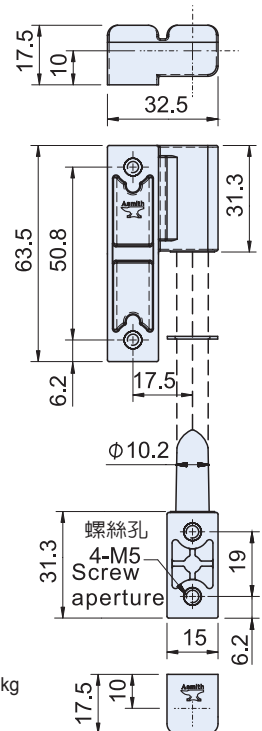
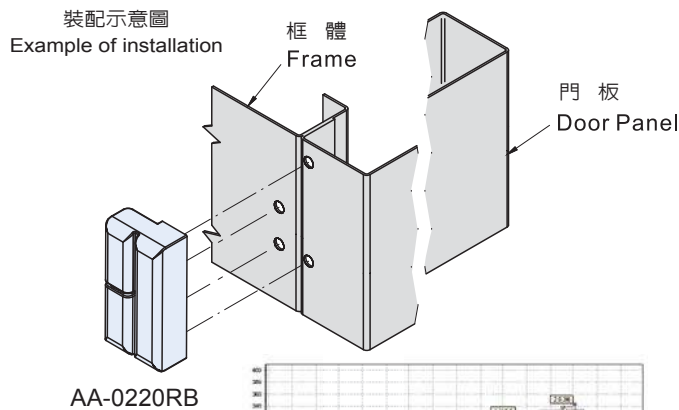
AA-0220 Series 外露可拆鉸鏈 Lift-Off Hinge



AA-0220RB



AA-0220LB



特徵

- 採用鋁合金材質，以減輕重量。荷重經測試與鋅合金相同。
- 特殊表面處理，耐候性佳，鹽霧測試達400小時，符合RoHS規範。

規格

- 建議螺絲長度：門板厚+5mm
- 例：門板厚1.6mm時，應使用M5 * 6L

用途

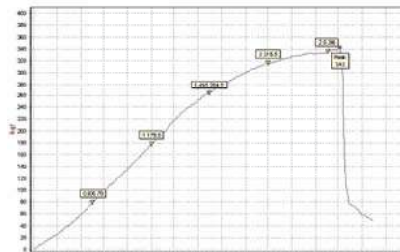
- 適用各種箱櫃體門板，檢測儀器櫃體、機器門板等。

FEATURES

- The characteristics of Aluminum alloy is lighter-than-Zinc alloy. Special finish stands climate salt test is at 400 hours. With RoHS compliance. And their loading capacity are all the same after test.

SPECIFICATIONS

- Calculate screw length using the following formula : Door thickness + 5mm



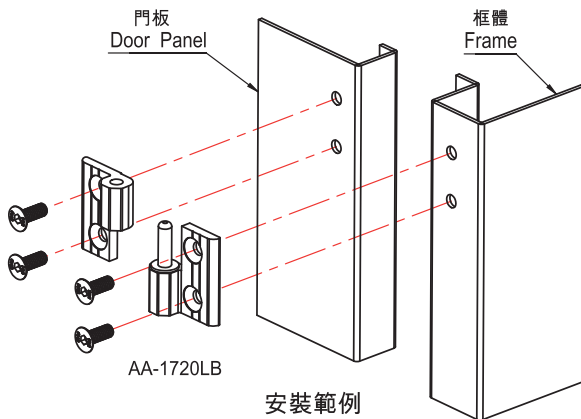
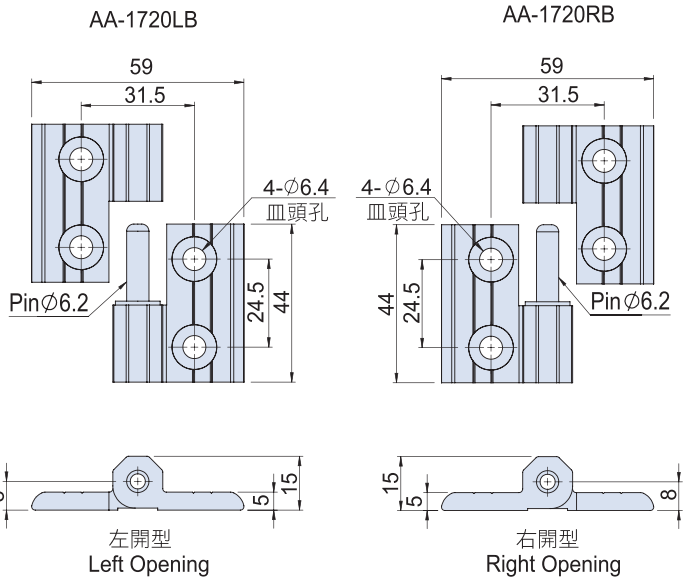
產品側向拉力測試曲線圖
1pc-彎曲距2.6mm時，達330kgf / 安全荷重：2pcs設定100kg
Drawing of the tensile force test 1pc-Curving distance:2.6mm, to reach 330kgf
Safety load: 100kgf / 2pcs

SPECIFICATIONS:

Unit:mm

產品編號 Item No.	材質 Material	表面處理 Finish	產品荷重 Load Capacity(kg/2pcs)	重量 Weight(g)
AA-0220LB	鋁合金 Aluminum Alloy	黑色 Black coated	100	56
AA-0220RB	鋁合金 Aluminum Alloy	黑色 Black coated	100	56

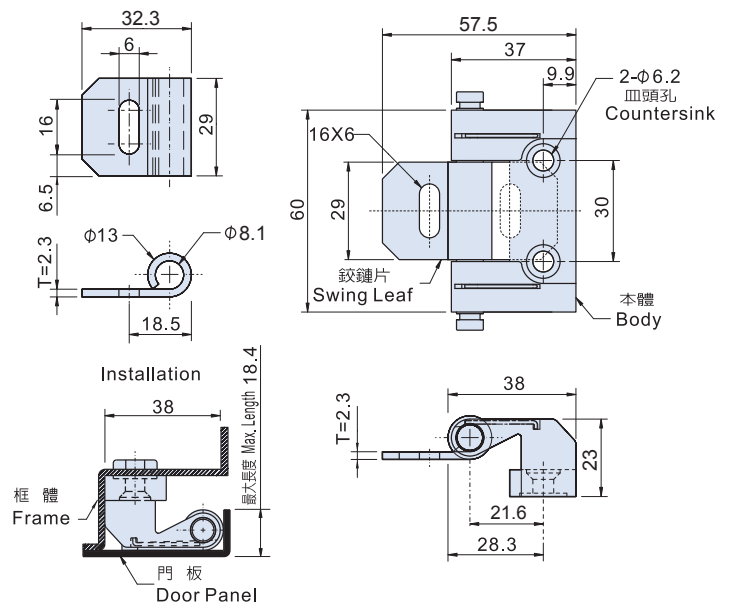
AA-1720RB



產品編號 Item No.	材質 Material	表面處理 Finish	產品荷重 Load Capacity(kg/2sets)	重量 Weight(g)
AA-1720RB	鋁合金(6063)	黑色	40	48.5
AA-1720LB	Aluminum Alloy	Black coated		

AZ-03 Series

隱藏可拆鉸鏈 *Concealed, Removable Hinge*



材質與表面處理

- 本體:本體為鋅合金，鍍鋅耐蝕五彩。
- 軸心:鐵材(12L15)，鍍鋅耐蝕五彩。不鏽鋼(SUS303)，震動亮面
- 鉸鏈片:AZ-0310:鐵材(SPHC-PO)，材料本質。
AZ-0320:不銹鋼(SUS304)，震動亮面。
AZ-0330:鋁合金，材料本質。

MATERIAL AND FINISH

- Body: Zinc-alloy, Zinc plated plus chromic-acid passivated.
- Shaft: Steel(12L15), Zinc plated plus chromic-acid passivated. Stainless steel (SUS303), Vibration ground.
- Swing Leaf:AZ-0310: Hot-rolled Steel (SPHC-PO), Natural .
AZ-0320: Stainless steel (SUS304), Vibration ground.
AZ-0330: Aluminum alloy, Natural.

SPECIFICATIONS:

Unit:mm

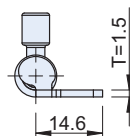
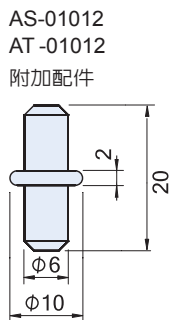
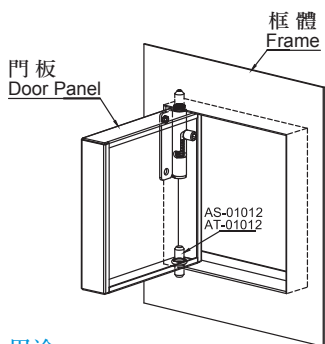
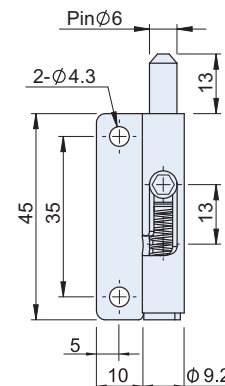
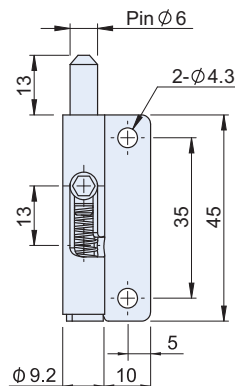
產品編號 Item No.	本體材質 Material of Body	軸心 Shaft	鉸鏈片材質 Material of swing leaf	產品荷重 Load Capacity (kg/2pcs)	重量 Weight (g)
AZ-0310	鋅合金 Zinc alloy	Steel (12L15)	SPHC	50	141
AZ-0320			SUS304		
AZ-0330			鋁合金 Aluminum alloy		
AZ-0312	SUS303	SUS303	SPHC	50	141
AZ-0322			SUS304		
AZ-0332			鋁合金 Aluminum alloy		

AS-28 Series 隱藏可拆鉸鏈 *Concealed, Removable Hinge*

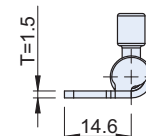


AS-2810L

AT-2810RB



左開型
Left Opening



右開型
Right Opening

用途

- 門栓用。
- 鉸鏈用途，可運用在門板上下兩端可拆式用途。

APPLICATION

- Latch use.
- Concealed, Removable Hinge.
- With T axial pin.

SPECIFICATIONS:

Unit:mm

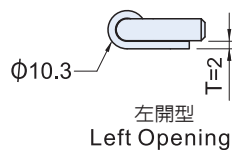
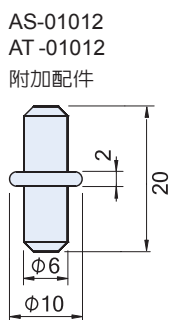
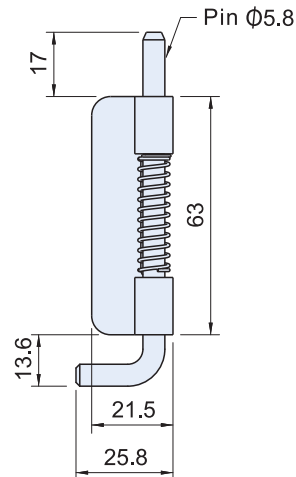
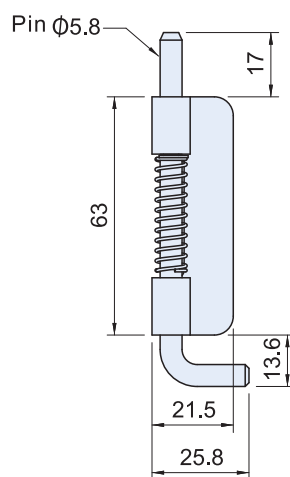
產品編號	Item No.	材質	表面處理	重量
		Material	Finish	Weight (g)
AS-2810L	AS-2810R	SUS304	亮面 Vibration ground	27.7
AT-2810LW	AT-2810RW	SPCC	鍍鋅 Zinc plated	
AT-2810LB	AT-2810RB		黑色 Black coated	

AS-01 Series 隱藏可拆鉸鏈 *Concealed, Removable Hinge*

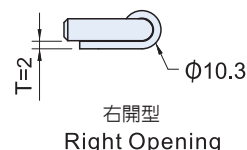


AS-0101L
AT-0101L

AS-0101R
AT-0101R



左開型
Left Opening



右開型
Right Opening

用途

- 門栓用。
- 鉸鏈用途，可運用在門板上下兩端可拆式用途。

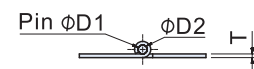
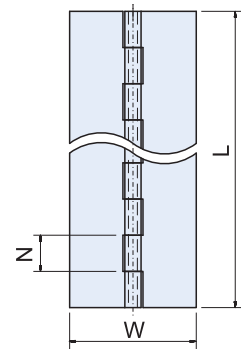

APPLICATION

- Latch use.
- Concealed, Removable Hinge.
- With T axial pin.

SPECIFICATIONS:

Unit:mm

產品編號	Item No.	材質	表面處理	重量
		Material	Finish	Weight (g)
AS-0101L	AS-0101R	SUS304	亮面 Vibration ground	54
AT-0101L	AT-0101R	SPCC	鍍鋅 Zinc plated	



MATERIAL AND FINISH

- AS: Stainless steel (SUS304), Natural.
- A : Cold-rolled steel (SPCC), Natural.

SPECIFICATION:

Unit:mm

產品編號 Item No.	重量 Weight(kg)	產品編號 Item No.	重量 Weight(kg)	尺 寸					
				L	W	T	D1	D2	N
AS-102610	0.29	A-102610	0.29	1000	26	1	2.5	4.6	10
AS-102612	0.35	A-102612	0.35	1200					
AS-123210	0.42	A-123210	0.43	1000	32	1.2	3	5.6	12.5
AS-123212	0.51	A-123212	0.51	1200					
AS-123215	0.64	A-123215	0.64	1500					
AS-123218	0.77	A-123218	0.77	1800					
AS-123810	0.48	A-123810	0.46	1000	38	1.2	3	5.6	12.5
AS-123812	0.57	A-123812	0.54	1200					
AS-123815	0.73	A-123815	0.73	1500					
AS-123818	0.84	A-123818	0.87	1800					
AS-125010	0.60	A-125010	0.59	1000	50	1.2	3	5.6	12.5
AS-125012	0.71	A-125012	0.72	1200					
AS-125015	0.89	A-125015	0.88	1500					
AS-125018	1.06	A-125018	1.07	1800					
AS-153810	0.61	A-153810	0.62	1000	38	1.5	3.5	6.7	12.5
AS-153812	0.75	A-153812	0.74	1200					
AS-153815	0.93	A-153815	0.93	1500					
AS-153818	1.11	A-153818	1.12	1800					
AS-155010	0.76	A-155010	0.76	1000	50	1.5	3.5	6.7	12.5
AS-155012	0.92	A-155012	0.91	1200					
AS-155015	1.16	A-155015	1.14	1500					
AS-155018	1.37	A-155018	1.38	1800					
AS-205110	1.04	A-205110	1.06	1016	51	2	3.8	8.1	25.4
AS-205112	1.30	A-205112	1.27	1219					
AS-205115	1.61	A-205115	1.59	1524					
AS-205118	1.88	A-205118	1.9	1829					
		AT-307610	2.59	1067	76	3	6	12.4	38.1
		AT-307612	2.95	1219					
		AT-307615	3.66	1524					
		AT-307618	4.43	1829					

材質與表面處理

- 本體與掀把:不銹鋼(SUS304)。
- 軸心BS-171,BS-172,BS-173:不銹鋼(SUS304)。
- 擋片:不銹鋼(SUS304)。
- 表面處理:拋毛絲面。

特徵

- 專利設計安裝簡便。
- 耐熱、耐腐蝕性。
- 左、右、上、三方向兼用型。
- 開啓可後退3mm開閉迴轉順暢。
- 關門後門板可迫緊箱框不搖動。
- 防塵、防水(IP66)

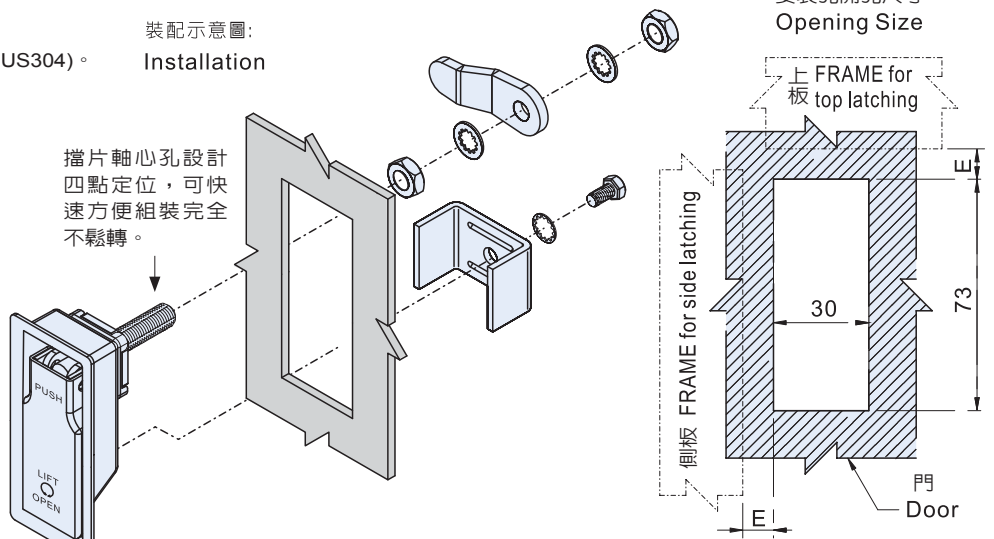
MATERIAL AND FINISH

- Body and Lever: Stainless steel (SUS304). Vibration ground and Brushed finish in front.
- Shaft: Stainless steel (SUS304).
- Pawl and Mounting Bracket: Stainless Steel (SUS304).

FEATURES

- Pawl is fixed by 4 positioning points and the grooved shaft-bolt, easy for assembly and adjustment. Need only to slide the pawl through the shaft-groove to the correct position, more stable and accurate. (PAT)
- Resistance to heat, corrosion and dust.
- Left, right and top opening.
- Once opened, the pawl will be 3mm pull-up reversed to allow lever rotated smoothly.
- Once closed, the pawl will be 3mm pull-up forward to compress the panel and cabinet box securely.
- Dust-resistant and waterproof (IP66).

裝配示意圖: Installation



Opening Size:

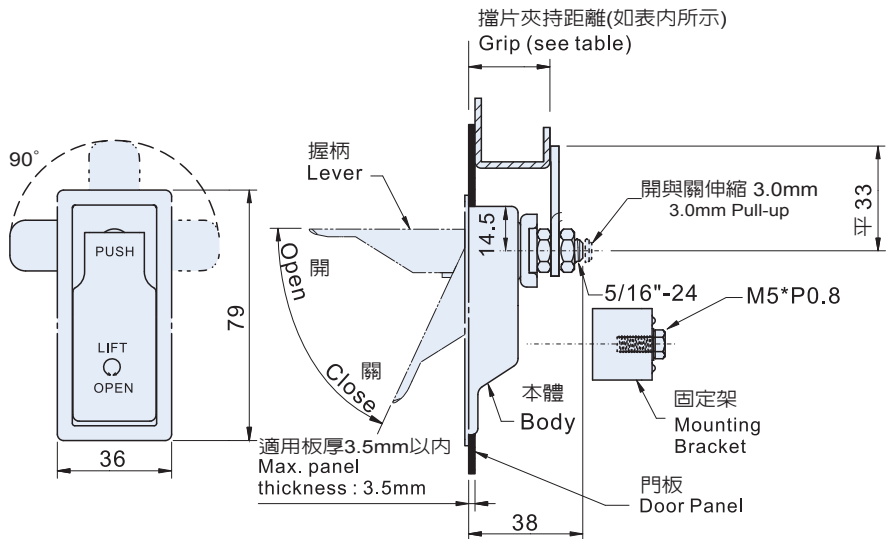
產品編號 Item No.	擋片型式 Pawl Applicable	安裝孔與門框建議距離(E) Suggested distance between the installation hole and panel (E)
BS-171	44S 14S, 15S, 16S	8~10
BS-172 BS-173	14S, 15S, 16S	11~13

擋片型式請參照P.39
Pawl specification : see page 39

BS-171

迫緊門鎖(短軸型) Lift-and-Turn Latch, Short Shaft

BS-171



用途

- 適用於淺箱體、薄門板,或內部空間較淺者,擋片夾持距離固定。
- 可依尺寸規格表內選用之固定夾持距離而設計箱體。
- 現場裝配者只需旋轉一顆螺母即可快速安裝擋片。

APPLICATION

- Turn only on nut to fit pawl quickly.
- For shallow boxes, thin door panels or any shallow inside space box.

SPECIFICATIONS:

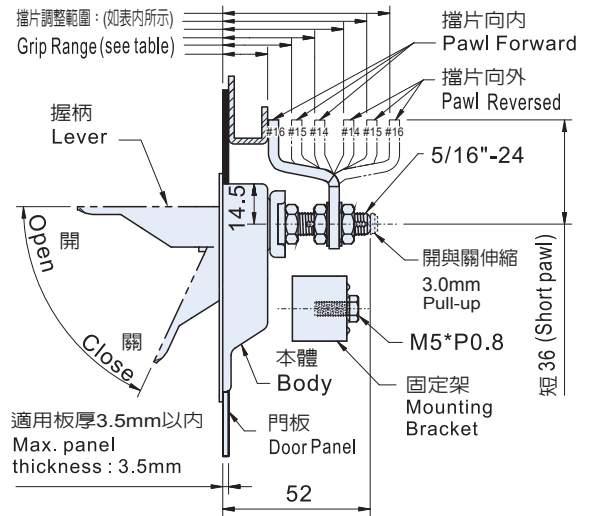
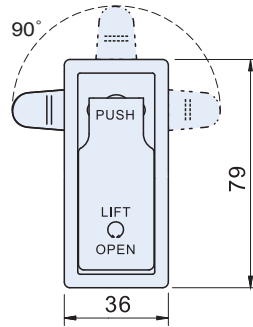
Unit:mm

產品編號 Item No.	擋片型式 Pawl Type 不銹鋼 SUS304	擋片夾持距離 Grip Range		重量 Weight (g)
		向內 Pawl Forward	向外 Pawl Reversed	
BS-171744(W)	44S	26		150
BS-171714(W)	14S	21	31	152.8
BS-171715(W)	15S	13	39	153.8
BS-171716(W)	16S	5	47	156.4

BS-172 Series 迫緊門鎖(標準軸型) *Lift-and-Turn Latch, Standard Shaft*



BS-172



用途

- 擋片調整範圍大且適中，可廣泛使用於一般門板箱體設計上。
- 擋片可自由調整至使用者關門迫緊時較適當之鬆緊程度。

FEATURES

- Used widely for door panel of general cabinet boxes.
- Pawl can be easily positioned to accommodate the suitable compression.

SPECIFICATIONS:

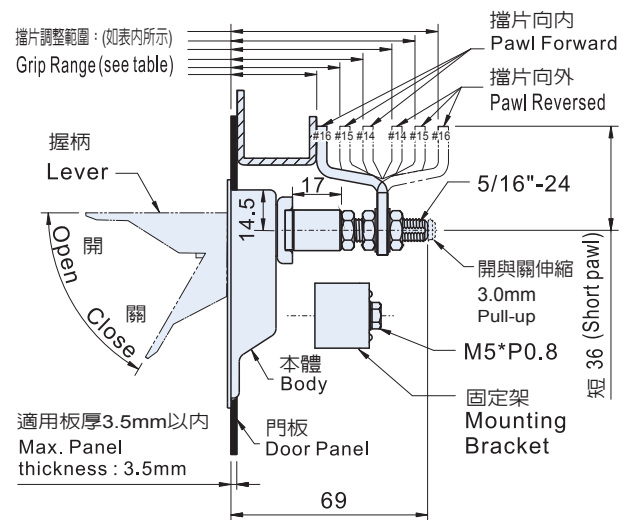
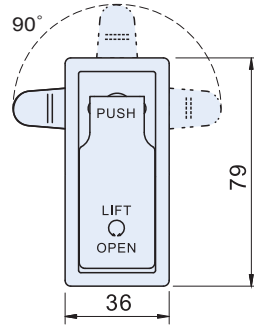
Unit:mm

產品編號 Item No.	擋片型式 Pawl Type	擋片調整範圍 Grip Range		重量 Weight (g)
	不鏽鋼 SUS304	向內 Pawl Forward	向外 Pawl Reversed	
BS-172714(W)	14S	27~37	37~47	164
BS-172715(W)	15S	19~29	45~55	165.5
BS-172716(W)	16S	11~21	53~63	167.8

BS-173 Series 迫緊門鎖(長軸型) *Lift-and-Turn Latch, Long Shaft*



BS-173



用途

- 適用於門板內裝設隔音、隔熱材料，或門框較厚之箱體或櫃體。
- 軸心加長可直接穿過隔音材料，不需因擋片彎型過深於擺動時干涉隔音、隔熱材料。

APPLICATION

- For deep boxes, thicker door panels, etc.
- Pawl can be easily positioned to accommodate the suitable compression.

SPECIFICATIONS:

Unit:mm

產品編號 Item No.	擋片型式 Pawl Type	擋片調整範圍 Grip Range		重量 Weight (g)
	不鏽鋼 SUS304	向內 Pawl Forward	向外 Pawl Reversed	
BS-173714(W)	14S	44~54	54~64	169
BS-173715(W)	15S	36~46	62~72	170.5
BS-173716(W)	16S	28~38	70~80	172.8

材質與表面處理

- 本體與掀把: 鋅合金, 黑色。
- 軸心BZ-171, BZ-172, BZ-173: 鐵(L1213), 鍍鋅。
- 擋片與固定架: 鐵(SPHC), 鍍鋅。

特徵

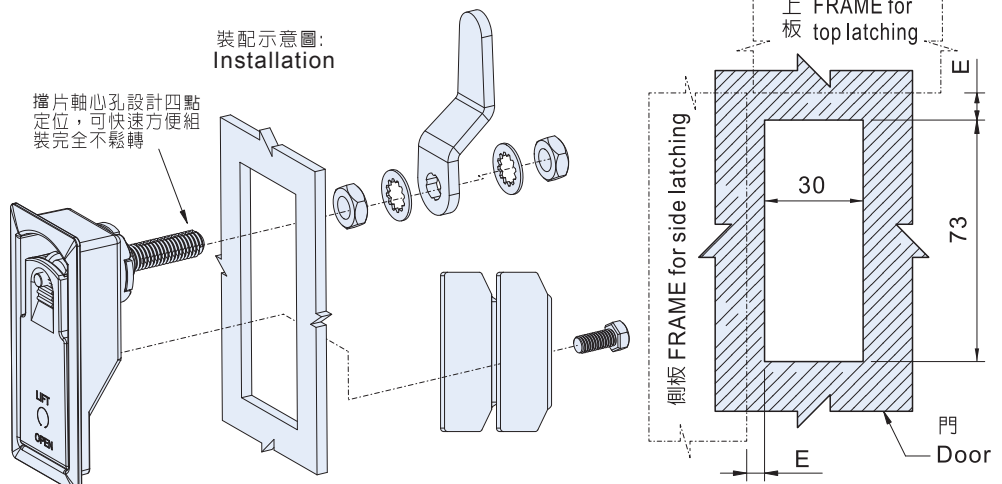
- 擋片軸心孔設計四點定位, 可快速方便組裝完全不鬆轉(PAT)。
- 耐熱、耐腐蝕、防塵性。
- 左、右、上三方向兼用型。
- 開啓時擋片可垂直後退3mm, 使握柄迴轉順暢。
- 關門時擋片可垂直前移3mm, 使門板與箱體迫緊不鬆動。
- 防塵、防水(IP66)

MATERIAL AND FINISH

- Body and Lever: Die-cast Zinc, Black powder Coated.
- Shaft: Steel, Zinc plated.
- Pawl and Mounting Bracket: Steel (SPHC), Zinc plated.

FEATURES

- Pawl is fixed by 4 positioning points and the grooved shaft-bolt, easy for assembly and adjustment. Need only to slide the pawl through the shaft-groove to the correct position, more stable and accurate. (PAT)
- Resistance to heat, corrosion and dust.
- Left, right and top opening.
- Once opened, the pawl will be 3mm pull-up reversed to allow lever rotated smoothly.
- Once closed, the pawl will be 3mm pull-up forward to compress the panel and cabinet box securely.
- Dust-resistant and waterproof (IP66).



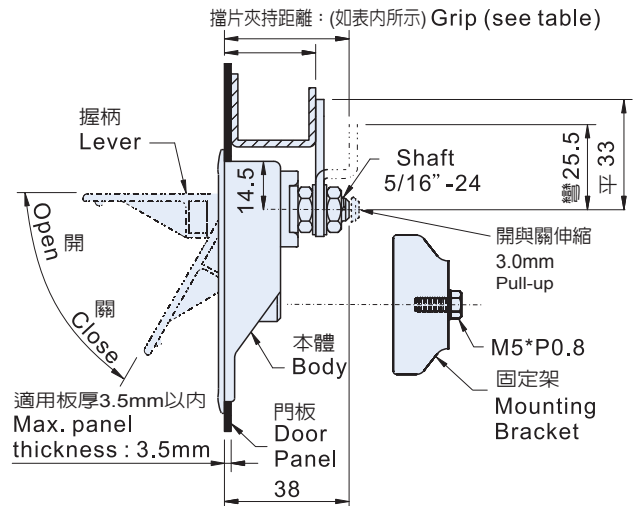
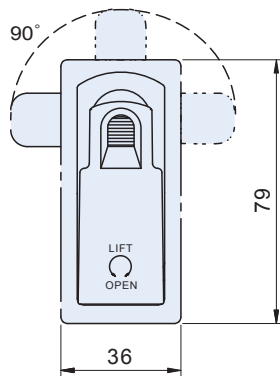
Opening Size:

產品編號 Item No.	擋片型式 Pawl Applicable	安裝孔與門框建議距離(E) Suggested distance between the installation hole and panel (E)
BZ-171	14~19, 44, 45	8~10
BZ-172	14, 15, 16	11~13
BZ-173	17, 18, 19	26~28

擋片型式請參照P.39

Pawl specification : see page 39

BZ-171



SPECIFICATIONS:

Unit:mm

產品編號 Item No.	擋片型式 Pawl Type	擋片夾持距離 Grip Range		重量 Weight (g)
		向內 Pawl Forward	向外 Pawl Reversed	
BZ-171944(W)	44平	26		201
BZ-171945(W)	45彎	36		
BZ-171914(W)	14(Short)	21	31	205.6
BZ-171917(W)	17(Long)	21	31	210.6
BZ-171915(W)	15(Short)	13	39	207.6
BZ-171918(W)	18(Long)	13	39	212.4
BZ-171916(W)	16(Short)	5	47	209.6
BZ-171919(W)	19(Long)	5	47	214.2

用途

- 可依尺寸規格表內選用固定夾持距離而設計箱體。
- 現場裝配者只需旋轉一顆螺母即可快速安裝擋片。

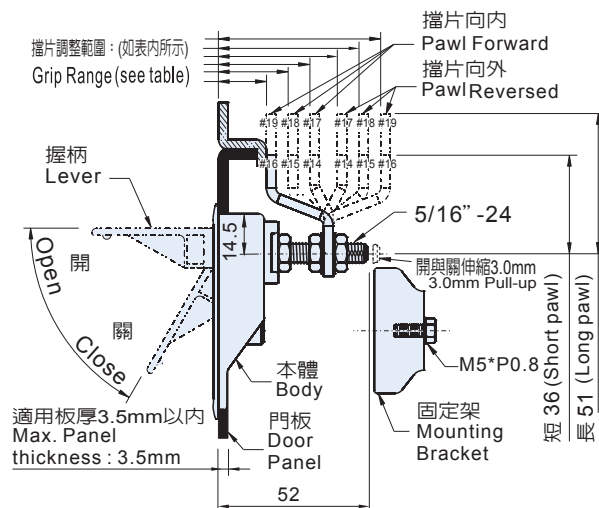
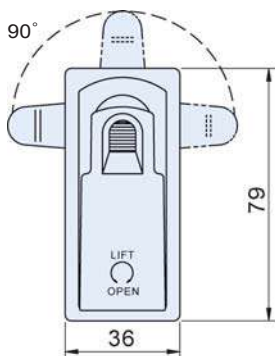
APPLICATION

- Turn only on nut to fit pawl quickly.
- For shallow boxes, thin door panels or any shallow inside space box.

BZ-172 Series 迫緊門鎖(標準軸型) *Lift-and-Turn Latch, Standard Shaft*



BZ-172



用途

- 擋片調整範圍大且適中，可廣泛使用於一般門板箱體設計上。
- 擋片可自由調整至使用者關門迫緊時較適當之鬆緊程度。

APPLICATION

- Used widely for door panel of general cabinet boxes.
- Pawl can be easily positioned to accommodate the suitable compression.

SPECIFICATIONS:

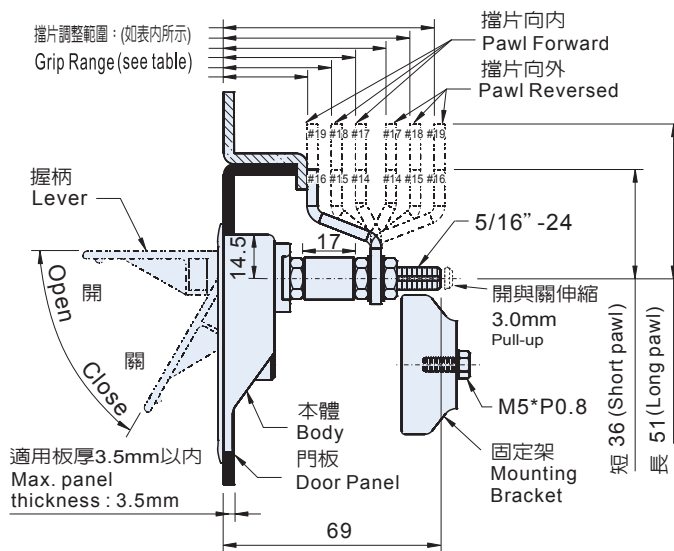
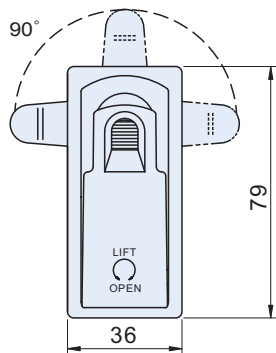
Unit:mm

產品編號 Item No.	擋片型式 Pawl Type	擋片調整範圍 Grip Range		重量 Weight (g)
		向內 Pawl Forward	向外 Pawl Reversed	
BZ-172914(W)	14 (Short)	27~37	37~47	211.5
BZ-172917(W)	17 (Long)	27~37	37~47	217.5
BZ-172915(W)	15 (Short)	19~29	45~55	213.5
BZ-172918(W)	18 (Long)	19~29	45~55	218.5
BZ-172916(W)	16 (Short)	11~21	53~63	216.5
BZ-172919(W)	19 (Long)	11~21	53~63	221.5

BZ-173 Series 迫緊門鎖(長軸型) *Lift-and-Turn Latch, Long Shaft*



BZ-173



用途

- 門板內裝設隔音、隔熱材料，或門框較厚之箱體或櫃體。
- 軸心加長可直接穿過隔音材料，不需因擋片彎型過深於擺動時干涉隔音、隔熱材料。

APPLICATION

- For deep boxes, thicker door panels, etc.
- Pawl can be easily positioned to accommodate the suitable compression.

SPECIFICATIONS:

Unit:mm

產品編號 Item No.	擋片型式 Pawl Type	擋片調整範圍 Grip Range		重量 Weight (g)
		向內 Pawl Forward	向外 Pawl Reversed	
BZ-173914(W)	14 (Short)	44~54	54~64	216.5
BZ-173917(W)	17 (Long)	44~54	54~64	222.5
BZ-173915(W)	15 (Short)	36~46	62~72	218.5
BZ-173918(W)	18 (Long)	36~46	62~72	223.5
BZ-173916(W)	16 (Short)	28~38	70~80	221.5
BZ-173919(W)	19 (Long)	28~38	70~80	226.5

材質與表面處理

- 本體與掀把BZ-181, BZ-182, BZ-183: 鋅合金, 霧銘、黑色、亮銘。
- 軸心: 鐵(L1213), 鍍鋅。
- 擋片: 鐵(SPHC), 鍍鋅。

特徵

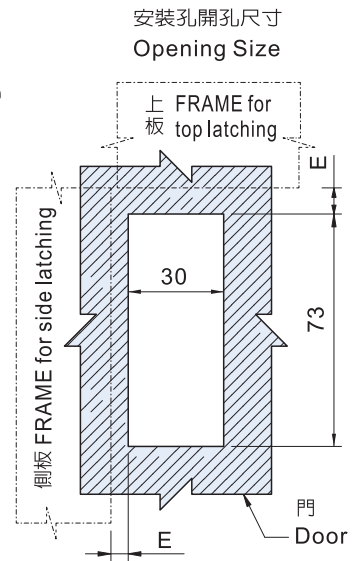
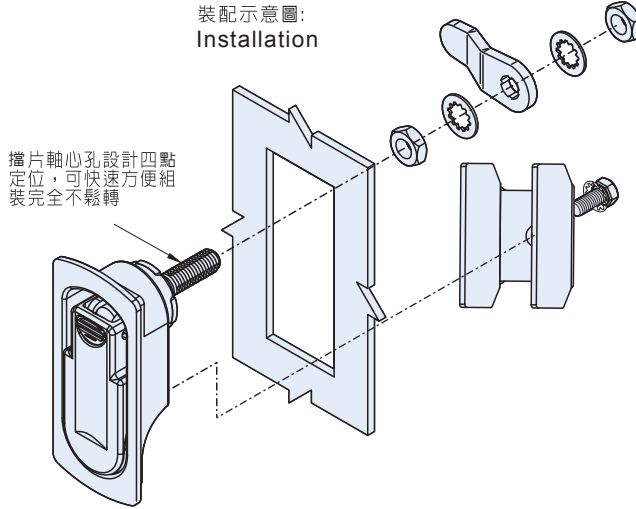
- 耐熱、耐腐蝕、防塵性。
- 左、右、上三方向兼用型。
- 開啓時擋片可垂直後退3mm, 使握柄迴轉順暢。
- 關門時擋片可垂直前移3mm, 使門板與箱體迫緊不鬆動。
- 防塵、防水(IP66)

MATERIAL AND FINISH

- Body and Lever: Die-cast Zinc, Satin chrome plated or Black powder coated or Bright chrome plated.
- Shaft: Steel, Zinc plated.
- Pawl and Mounting Bracket: Steel (SPHC), Zinc plated.

FEATURES

- Pawl is fixed by 4 positioning points and the grooved shaft-bolt, easy for assembly and adjustment. Need only to slide the pawl through the shaft-groove to the correct position, more stable and accurate.(PAT)
- Resistance to heat, corrosion and dust.
- Left, right and top opening.
- Once opened, the pawl will be 3mm pull-up reversed to allow lever rotated smoothly.
- Once closed, the pawl will be 3mm pull-up forward to compress the panel and cabinet box securely.
- Dust-resistant and waterproof (IP66).



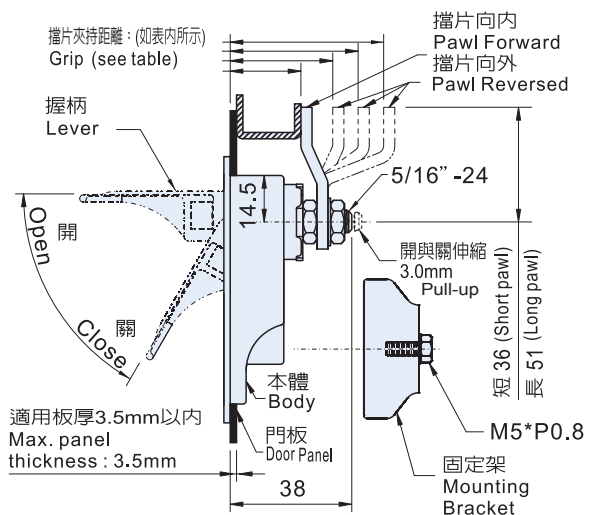
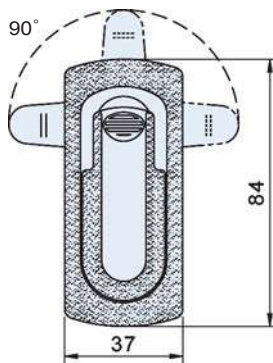
Opening Size:

產品編號 Item No.	擋片型式 Pawl Applicable	安裝孔與門框建議距離(E) Suggested distance between the installation hole and panel (E)
BZ-181	14~19, 44, 45	8~10
BZ-182	14, 15, 16	11~13
BZ-183	17, 18, 19	26~28

擋片型式請參照P.39

Pawl specification : see page 39

BZ-181XXA



SPECIFICATIONS:

Unit:mm

產品編號 Item No.			擋片型式 Pawl Type	擋片夾持距離 Grip Range		重量 Weight (g)
外觀霧銘 Satin	外觀黑色 Black	外觀亮銘 Bright		向內 Pawl Forward	向外 Pawl Reversed	
BZ-18114A(W)	BZ-18114B(W)	BZ-18114W(W)	14 (Short)	21	31	185
BZ-18117A(W)	BZ-18117B(W)	BZ-18117W(W)	17 (Long)			190
BZ-18115A(W)	BZ-18115B(W)	BZ-18115W(W)	15 (Short)	13	39	187
BZ-18118A(W)	BZ-18118B(W)	BZ-18118W(W)	18 (Long)			191
BZ-18116A(W)	BZ-18116B(W)	BZ-18116W(W)	16 (Short)	5	47	189
BZ-18119A(W)	BZ-18119B(W)	BZ-18119W(W)	19 (Long)			194

用途

- 可依尺寸規格表內選用固定夾持距離而設計箱體。
- 現場裝配者只需旋轉一顆螺母即可快速安裝擋片。

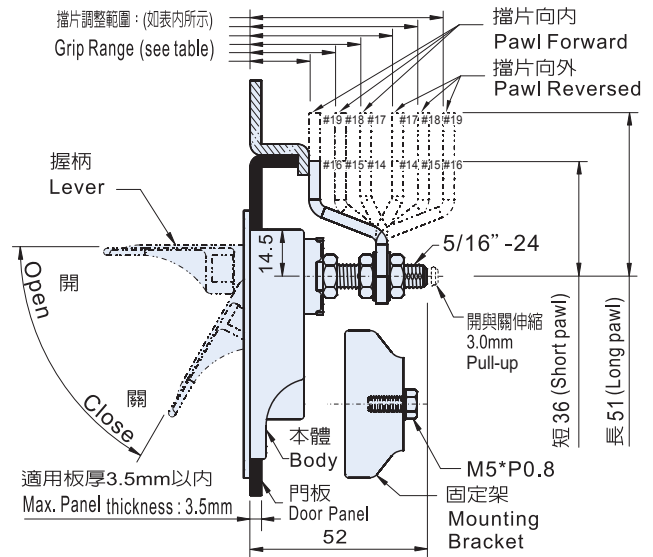
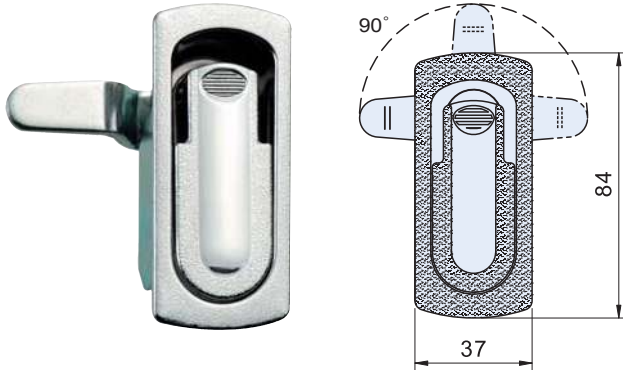
APPLICATION

- Turn only on nut to fit pawl quickly.
- For shallow boxes, thin door panels or any shallow inside space box.

BZ-182 Series 迫緊門鎖(標準軸型) Lift-and-Turn Latch, Standard Shaft



BZ-182XXW



用途

- 擋片調整範圍大且適中，可廣泛使用於一般門板箱體設計上。
- 擋片可自由調整至使用者關門迫緊時較適當之鬆緊程度。

APPLICATION

- Used widely for door panel of general cabinet boxes. Pawl can be easily positioned to accommodate the suitable compression.

SPECIFICATIONS:

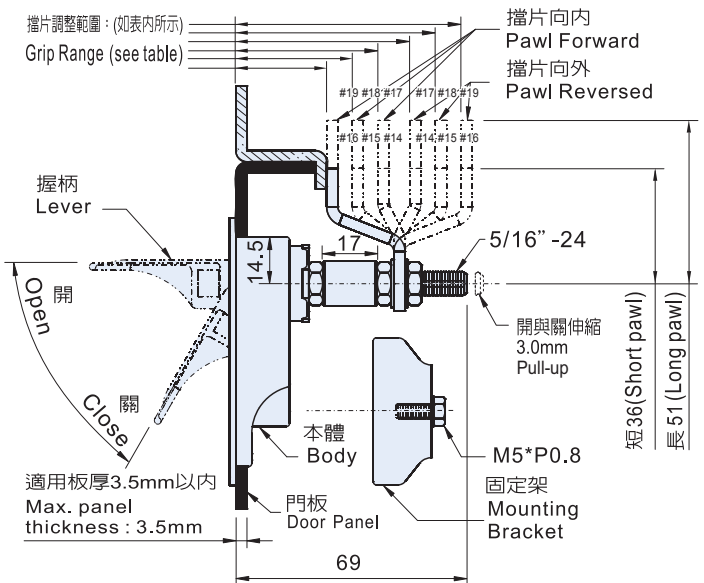
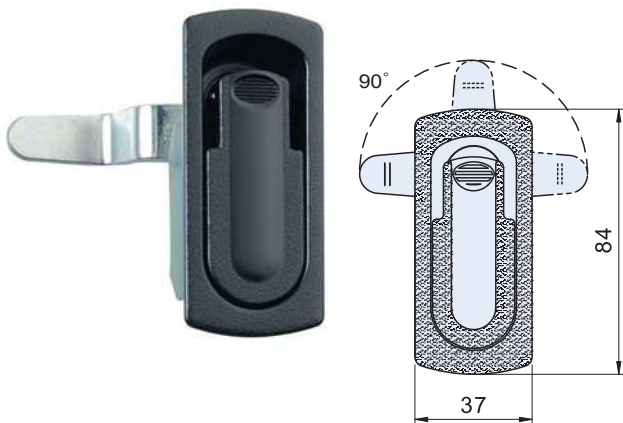
產品編號 Item No.			擋片型式 Pawl Type	擋片調整範圍 Grip Range		重量 Weight (g)
外觀霧銘 Satin	外觀黑色 Black	外觀亮銘 Bright		向內 Pawl Forward	向外 Pawl Reversed	
BZ-18214A(W)	BZ-18214B(W)	BZ-18214W(W)	14 (Short)	27~37	37~47	193
BZ-18217A(W)	BZ-18217B(W)	BZ-18217W(W)	17 (Long)			198
BZ-18215A(W)	BZ-18215B(W)	BZ-18215W(W)	15 (Short)	19~29	45~55	194
BZ-18218A(W)	BZ-18218B(W)	BZ-18218W(W)	18 (Long)			199
BZ-18216A(W)	BZ-18216B(W)	BZ-18216W(W)	16 (Short)	11~21	53~63	197
BZ-18219A(W)	BZ-18219B(W)	BZ-18219W(W)	19 (Long)			202

Unit:mm

BZ-183 Series 迫緊門鎖(長軸型) Lift-and-Turn Latch, Long Shaft



BZ-183XXB



用途

- 適用於門板內裝設隔音、隔熱材料，或門框較厚之箱體或櫃體。
- 軸心加長可直接穿過隔音材料，不需因擋片彎型過深於擺動時干涉隔音、隔熱材料。

APPLICATION

- For deep boxes, thicker door panels, etc. Pawl can be easily positioned to accommodate the suitable compression.

SPECIFICATIONS:

產品編號 Item No.			擋片型式 Pawl Type	擋片調整範圍 Grip Range		重量 Weight (g)
外觀霧銘 Satin	外觀黑色 Black	外觀亮銘 Bright		向內 Pawl Forward	向外 Pawl Reversed	
BZ-18314A(W)	BZ-18314B(W)	BZ-18314W(W)	14 (Short)	44~54	54~64	212
BZ-18317A(W)	BZ-18317B(W)	BZ-18317W(W)	17 (Long)			217
BZ-18315A(W)	BZ-18315B(W)	BZ-18315W(W)	15 (Short)	36~46	62~72	213
BZ-18318A(W)	BZ-18318B(W)	BZ-18318W(W)	18 (Long)			218
BZ-18316A(W)	BZ-18316B(W)	BZ-18316W(W)	16 (Short)	28~38	70~80	216
BZ-18319A(W)	BZ-18319B(W)	BZ-18319W(W)	19 (Long)			221

Unit:mm

材質與表面處理

- 材料: 鋅合金。
- 表面處理: 黑色處理。

特徵

- 耐熱、耐腐蝕、防塵性。
- 左、右、上三方向兼用型。
- 標準軸及長軸可微調鬆緊度。
- 開啓後，擋片可後退3mm握柄可迴轉順暢。
- 關門後，擋片前縮3mm，使門板與箱體迫緊不鬆動。
- 開啓時不受鑰匙干擾即可順暢旋轉握柄。
- 防塵、防水(IP66)

用途

- 適用通信配電盤、船舶機器、箱體門板、藥品器具、車輛。

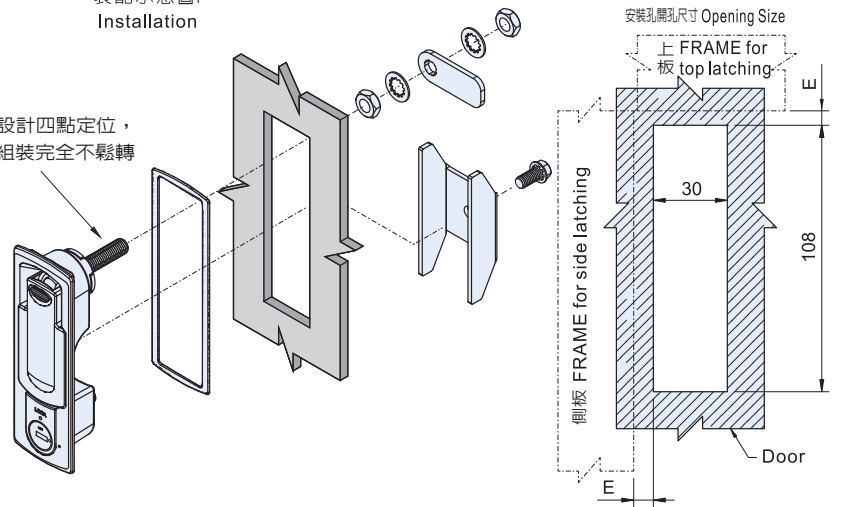
MATERIAL AND FINISH

- Body: Die-cast Zinc, Black powder coated.
- Lever: Die-cast Zinc, Bright chrome plated or Black powder coated.
- Shaft: Steel, Zinc plated.
- Pawl and Mounting Bracket: Steel (SPHC), Zinc plated.

FEATURES

- Resistance to heat, corrosion and dust.
- Left, right and top opening.
- Once opened, the pawl will be 3mm pull-up reversed to allow lever rotated smoothly.
- Once closed, the pawl will be 3mm pull-up forward to compress the panel and cabinet box securely.
- Upon opening, the lever can be rotated smoothly without key-locking interference.
- Dust-resistant and waterproof (IP66).

裝配示意圖: Installation



Opening Size:

產品編號 Item No.	擋片型式 Pawl Applicable	安裝孔與門框建議距離(E) Suggested distance between the installation hole and panel (E)
BZ-081	14~19, 44, 45	8~10
BZ-082	14, 15, 16	11~13
BZ-083	17, 18, 19	26~28

擋片型式請參照P.39

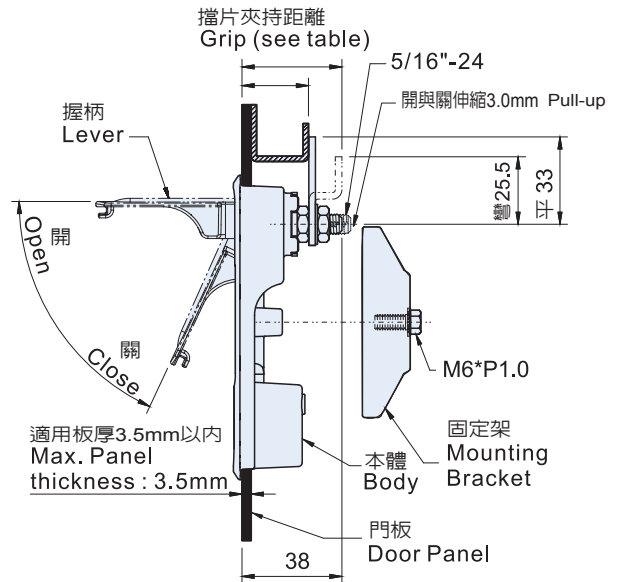
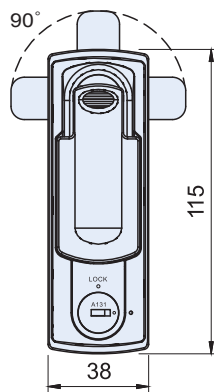
Pawl specification: see page 39

BZ-0810-Wxx

BZ-0810-Bxx



鑰匙鎖號: A131
Key no.: A131



用途

- 適用於淺箱體、薄門板或內部空間較淺者，擋片夾持距離可固定。
- 可依尺寸規格表內選用之固定夾持距離而設計箱體。
- 現場裝配者只需旋緊一顆螺母即可快速安裝擋片。

APPLICATION

- Turn only on nut to fit pawl quickly.
- For shallow boxes, thin door panels or any shallow inside space box.

SPECIFICATIONS:

Unit:mm

產品編號 Item No.		擋片型式 Pawl Type	擋片夾持距離 Grip Range		重量 Weight(g)
本體黑色鍍鉻 Black Body, Chrome Lever	外觀黑色 Black		向內 Pawl Forward	向外 Pawl Reversed	
BZ-0810-W44-A131	BZ-0810-B44-A131	44平	26		336
BZ-0810-W45-A131	BZ-0810-B45-A131	45彎	36		
BZ-0810-W14-A131	BZ-0810-B14-A131	14(Short)	21	31	302.2
BZ-0810-W17-A131	BZ-0810-B17-A131	17(Long)			307.6
BZ-0810-W15-A131	BZ-0810-B15-A131	15(Short)	13	39	304.2
BZ-0810-W18-A131	BZ-0810-B18-A131	18(Long)			309.0
BZ-0810-W16-A131	BZ-0810-B16-A131	16(Short)	5	47	306.2
BZ-0810-W19-A131	BZ-0810-B19-A131	19(Long)			310.8

BZ-082 Series 迫緊門鎖(標準軸型) *Lift-and-Turn Latch(key-locking), Standard Shaft*



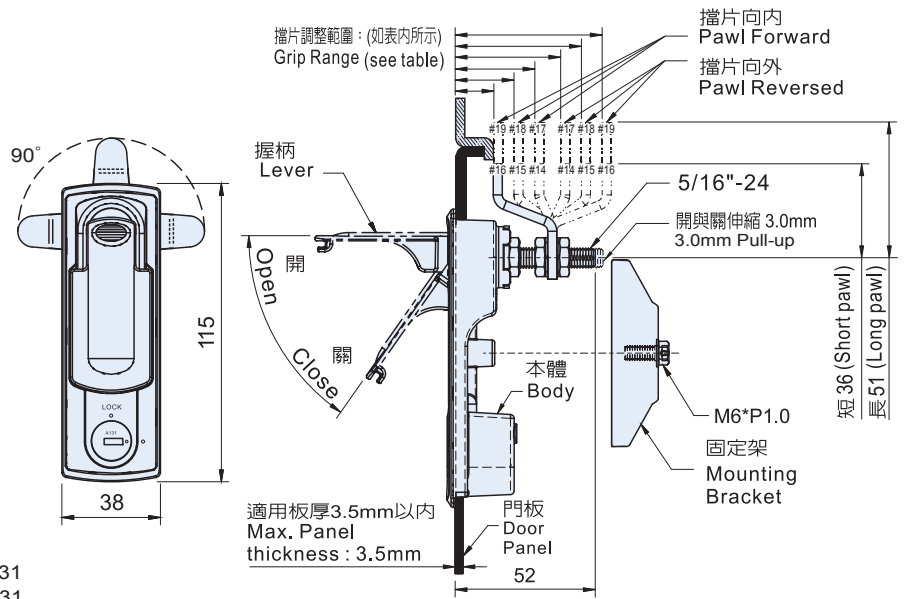
鑰匙鎖號：A131
Key no. : A131

用途

- 擋片可自由調整至使用者關門迫緊時較適當之鬆緊程度。
- 擋片夾持範圍大且適中，可廣泛適用於一般門板箱體設計上。

APPLICATION

- Used widely for door panel of general cabinet boxes.
- Pawl can be easily positioned to accommodate the suitable compression.



SPECIFICATIONS:

產品編號 Item No.		擋片型式 Pawl Type	擋片夾持距離 Grip Range		重量 Weight(g)
本體黑色掀把鍍鉻 Black Body, Chrome Lever	外觀黑色 Black		向內 Pawl Forward	向外 Pawl Reversed	
BZ-0820-W14-A131	BZ-0820-B14-A131	14(Short)	27~37	37~47	305.4
BZ-0820-W17-A131	BZ-0820-B17-A131	17(Long)	27~37	37~47	310.6
BZ-0820-W15-A131	BZ-0820-B15-A131	15(Short)	19~29	45~55	307.0
BZ-0820-W18-A131	BZ-0820-B18-A131	18(Long)	19~29	45~55	312.0
BZ-0820-W16-A131	BZ-0820-B16-A131	16(Short)	11~21	53~63	309.8
BZ-0820-W19-A131	BZ-0820-B19-A131	19(Long)	11~21	53~63	314.0

Unit:mm

BZ-083 Series 迫緊門鎖(長軸型) *Lift-and-Turn Latch (key-locking), Long Shaft*



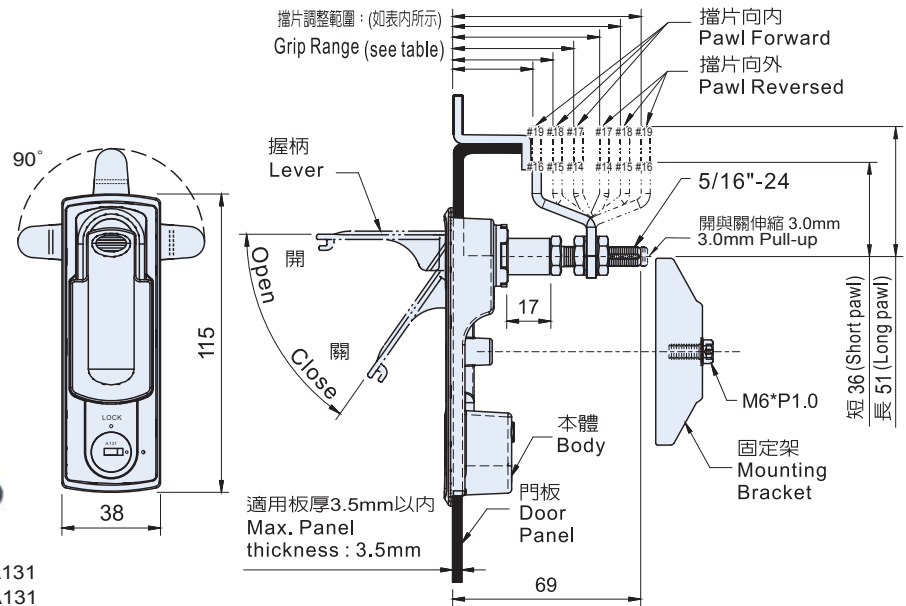
鑰匙鎖號：A131
Key no. : A131

用途

- 門板內裝設隔音、隔熱材料，或門框較厚之箱體或櫃體。
- 軸心加長可直接穿過隔音材料，不需因擋片彎型過深於擺動時干涉隔音、隔熱材料。

APPLICATION

- For deep boxes, thicker door panels, etc.
- Pawl can be easily positioned to accommodate the suitable compression.

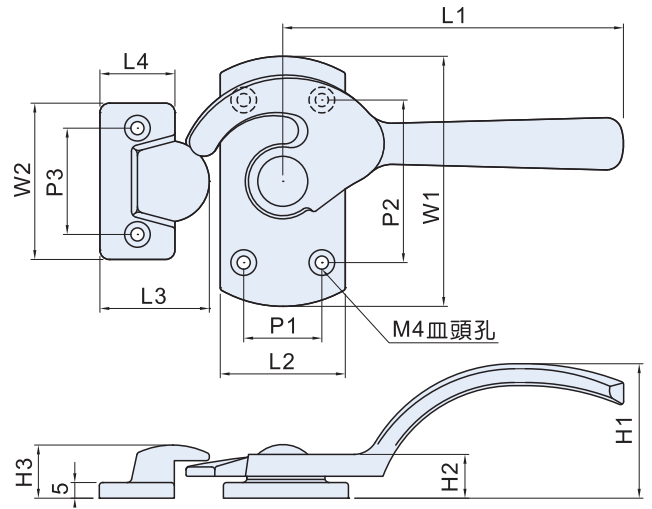


SPECIFICATIONS:

產品編號 Item No.		擋片型式 Pawl Type	擋片夾持距離 Grip Range		重量 Weight(g)
本體黑色掀把鍍鉻 Black Body, Chrome Lever	外觀黑色 Black		向內 Pawl Forward	向外 Pawl Reversed	
BZ-0830-W14-A131	BZ-0830-B14-A131	14(Short)	44~54	54~64	325.4
BZ-0830-W17-A131	BZ-0830-B17-A131	17(Long)	44~54	54~64	330.6
BZ-0830-W15-A131	BZ-0830-B15-A131	15(Short)	36~46	62~72	326.8
BZ-0830-W18-A131	BZ-0830-B18-A131	18(Long)	36~46	62~72	331.8
BZ-0830-W16-A131	BZ-0830-B16-A131	16(Short)	28~38	70~80	329.6
BZ-0830-W19-A131	BZ-0830-B19-A131	19(Long)	28~38	70~80	334.0

Unit:mm

BS-2114-XR



材質與表面處理

■ 不鏽鋼 (SUS316), 亮面拋光。

MATERIAL AND FINISH

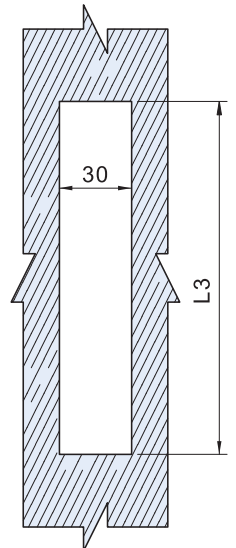
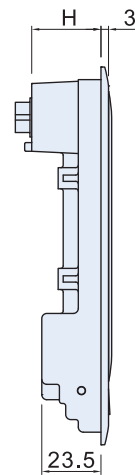
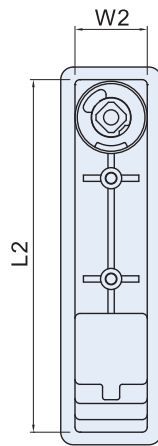
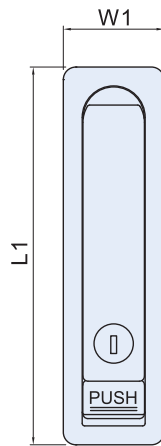
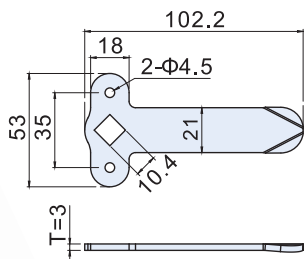
■ Stainless steel(SUS316), High gloss polished.

SPECIFICATION :

Unit : mm

產品編號 Item No.		材質 Material	表面處理 Finish	尺寸 Dimensions											重量 Weight(g)	
左開型 Left-hand use	右開型 Right-hand use			L1	L2	L3	L4	W1	W2	P1	P2	P3	H1	H2		H3
BS-2114-1L	BS-2114-1R	SUS316	亮面拋光 High gloss polished	127	45	40	28	90	52	34	70	40	49	17	19	450
BS-2114-2L	BS-2114-2R			109	40	35	24	80	50	25	52	34	43	14	17	290
BS-2114-3L	BS-2114-3R			98	32	32	23	65	50	22	43	35	36	14	18	210
BS-2114-4L	BS-2114-4R			84	30	30	20	60	45	20	40	32	35	13	14.5	160
BS-2114-5L	BS-2114-5R			68	30	30	20	55	45	17	37	32	28	12.5	14.5	130

BS-2180



安裝孔開孔尺寸 Opening Size

材質與表面處理

■ 不鏽鋼 (SUS316), 亮面拋光。

特徵

■ 具良好防水功能。

MATERIAL AND FINISH

■ Stainless steel(SUS316), High gloss polished.

FEATURES

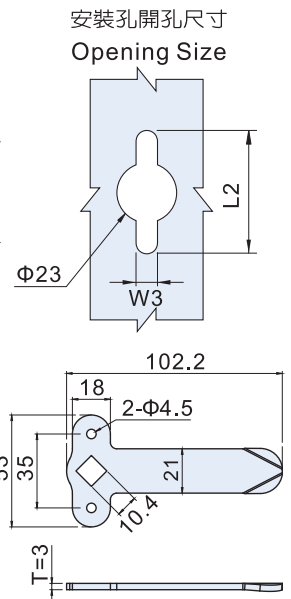
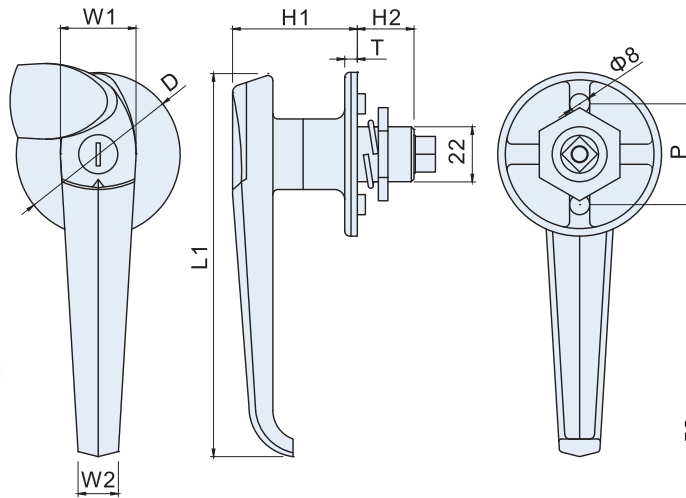
■ This lock has good waterproof.

SPECIFICATION :

Unit : mm

產品編號 Item No.	材質 Material	表面處理 Finish	尺寸 Dimensions						重量 Weight(g)
			L1	L2	L3	W1	W2	H	
BS-2180-1	SUS316	亮面拋光 High gloss polished	150	141.8	142.5	40	29.5	27.5	560
BS-2180-2			135	126	127				380

BS-2130



材質與表面處理

■ 不鏽鋼 (SUS316) , 亮面拋光。

特徵

■ 具良好防水功能。

MATERIAL AND FINISH

■ Stainless steel(SUS316), High gloss polished.

FEATURES

■ This pawl lock has good waterproof.

SPECIFICATION :

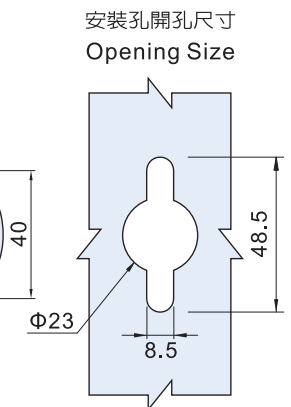
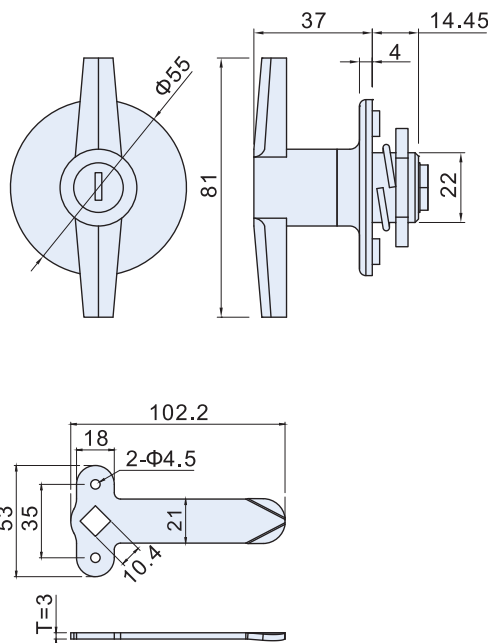
Unit : mm

產品編號 Item No.	材質 Material	表面處理 Finish	尺寸 Dimensions										重量 Weight(g)
			L1	L2	W1	W2	W3	H1	H2	P	D	T	
BS-2130-1	SUS316	亮面拋光	152	48.5	30	16	8.5	49.5	22.5	40	65	5	530
BS-2130-2		High gloss polished	134	48.5	25	14	8.5	43	15.5	40	55	4	350
BS-2130-3		High gloss polished	120	40	24	14	7.5	43	15.5	32	48	4	310

BS-2139

轉舌門鎖 Pawl / Cam Lock

BS-2139



材質與表面處理

■ 不鏽鋼 (SUS316) , 亮面拋光。

特徵

■ 具良好防水功能。

MATERIAL AND FINISH

■ Stainless steel(SUS316), High gloss polished.

FEATURES

■ This pawl lock has good waterproof.

SPECIFICATION :

Unit : mm

產品編號 Item No.	材質 Material	表面處理 Finish	重量 Weight(g)
BS-2139	SUS316	亮面拋光 High gloss polished	330

B-01 Series

轉舌門鎖

B-010長軸 B-011短軸(六角頭)
B-012長軸 B-013短軸(圓形頭)

Pawl/Cam Lock

Hex: B-010-Long Shaft ; B-011-Short Shaft
Tubular: B-012-Long Shaft ; B-013-Short Shaft



B-010



B-012



【長軸型 Long-Shaft Type】

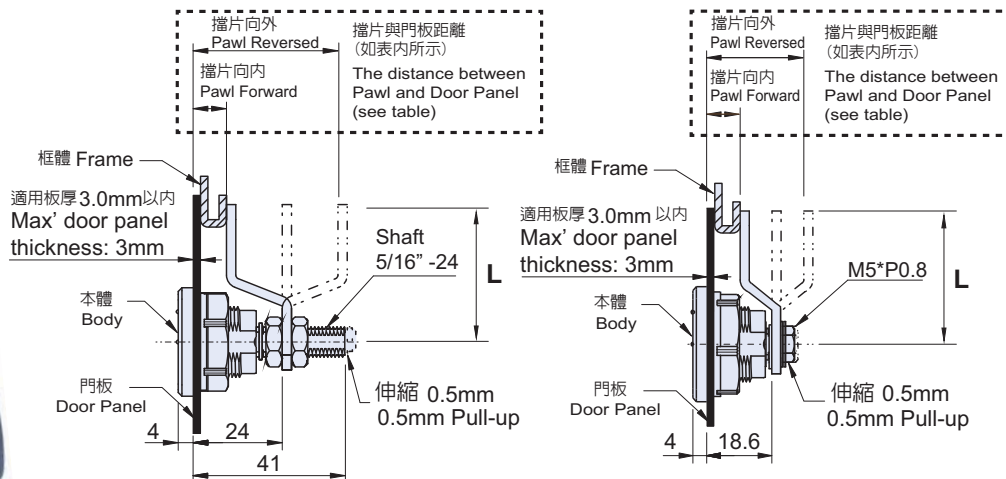
B-011



B-013



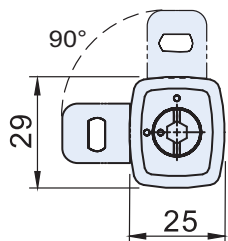
【短軸型 Short-Shaft Type】



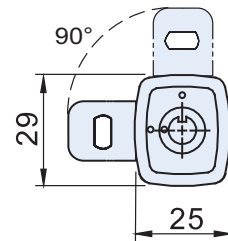
【長軸型 Long-Shaft Type】

【短軸型 Short-Shaft Type】

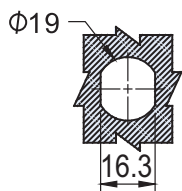
(B-010/B-011 Series)



(B-012/B-013 Series)



開孔尺寸 Opening Size



材質與表面處理

- 本體: 聚酯纖維(PA6-GF33)。
- 軸心: 鋅合金, 表面鍍鉻。
- 擋片: 鐵(SPCC)鍍鋅。

特徵

- 適用於500mm高以下之輕型門板用。

MATERIAL AND FINISH

- Shaft: Zinc alloy, Chrome plated.
- Body: Polyamide (PA6-GF33).
- Pawl: Cold-rolled Steel (SPCC), Zinc plated.

SPECIFICATIONS

Unit mm

產品編號 Item No.	軸心型式 Shaft Type	擋片型式 Pawl Type	L	擋片與門板距離 The distance between Pawl and Door Panel		重量 Weight (g)
				向內 Pawl Forward	向外 Pawl Reversed	
B-01024	B-01224	24	37	24 ~ 33		40
B-01040	B-01240	40	57	24 ~ 33		46
B-01025	B-01225	25	25	24 ~ 33		37
B-01037	B-01237	37	42.5	24 ~ 33		42
B-01021	B-01221	21	37	19 ~ 28	29 ~ 38	40.5
B-01041	B-01241	41	57	19 ~ 28	29 ~ 38	46
B-01022	B-01222	22	37	14 ~ 23	34 ~ 43	41
B-01038	B-01238	38	57	14 ~ 23	34 ~ 43	47
B-01023	B-01223	23	37	9 ~ 18	39 ~ 48	42
B-01039	B-01239	39	57	9 ~ 18	39 ~ 48	48
B-01027	B-01227	27	28.5	n/a	37 ~ 45	42
B-01026	B-01226	26	24	n/a	39.5 ~ 48.5	41
B-01028	B-01228	28	42.5	2.2 ~ 11.2	45.5 ~ 54.5	45.6
B-01036	B-01236	36	27	n/a	57.5 ~ 66.5	46.8
B-01124	B-01324	24	37	18.6		32.5
B-01140	B-01340	40	57	18.6		38.5
B-01125	B-01325	25	25	18.6		29.5
B-01137	B-01337	37	42.5	18.6		34.5
B-01121	B-01321	21	37	13.6	23.6	33
B-01141	B-01341	41	57	13.6	23.6	38.5
B-01122	B-01322	22	37	8.6	28.6	33.5
B-01138	B-01338	38	57	8.6	28.6	39.5
B-01123	B-01323	23	37	3.6	33.6	34.5
B-01139	B-01339	39	57	3.6	33.6	40.5
B-01127	B-01327	27	28.5	n/a	30.6	34.5
B-01126	B-01326	26	24	n/a	34.1	33.5
B-01128	B-01328	28	42.5	n/a	40.4	38.1
B-01136	B-01336	36	27	n/a	52.1	39.3

備註: 鑰匙取手需另外選配。安裝取手時, 請將擋片與門板距離減少 2mm
Remarks: The Lock do not include Key and Pull-Tab. With Pull-Tab, "the distance between Pawl and Door Panel" will reduce 2 mm.

B-01 Series

選配組件 Accessory



201010Z



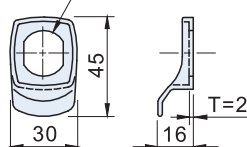
201009Z



B-1602



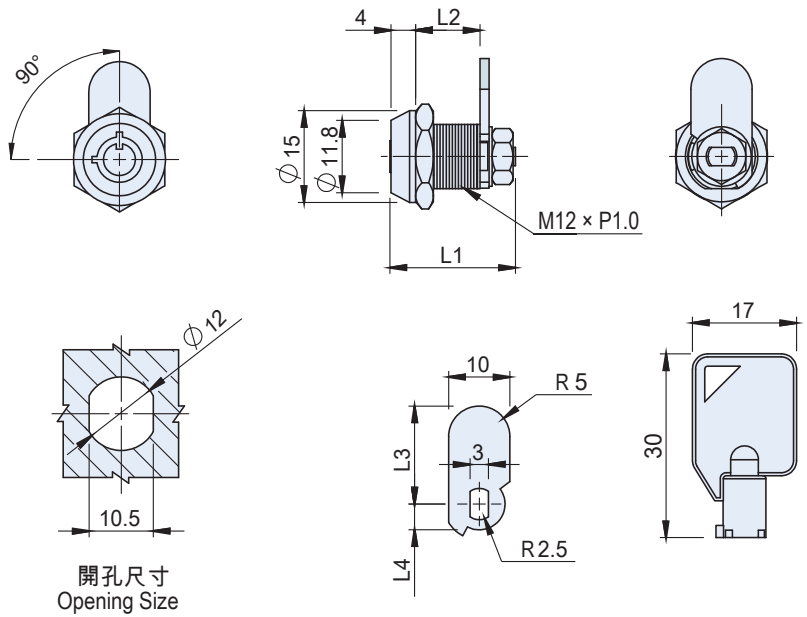
裝置孔定位 Installation



SPECIFICATIONS:

Unit:mm

產品編號 Item No.	品名 Description	材質 Material	重量 Weight (g)
201010Z	圓形 Tubular Key	鋅合金 Zinc alloy	9.5
201009Z	六角 Hex. Key	鋅合金 Zinc alloy	
B-1602	取手 Pull-Tab	尼龍加纖 Polyamide	4.2



特徵

- 關閉時，鑰匙才可取下。
- 目前為單一鎖號。如需不同鎖號訂製，請訂購500pcs 以上。

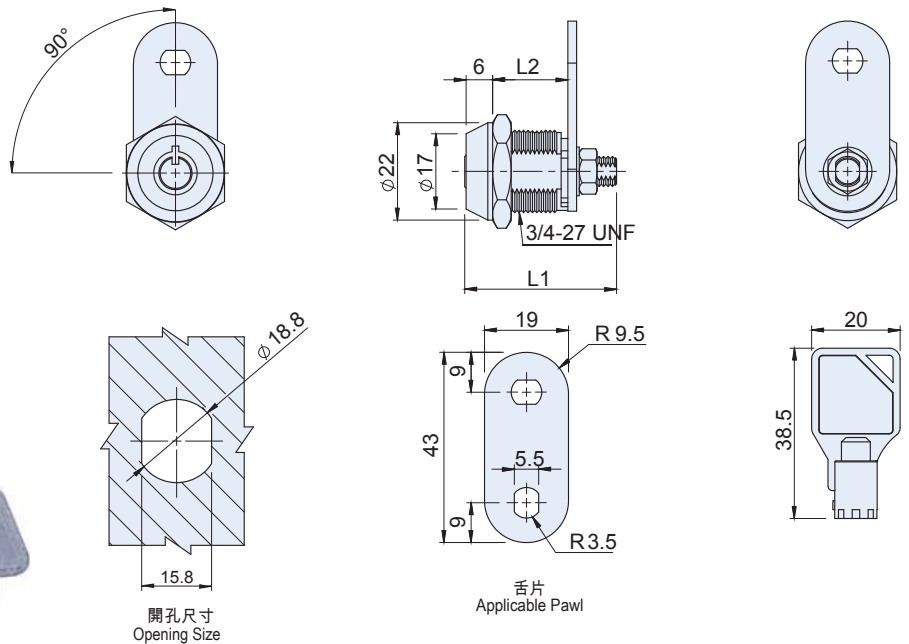
FEATURES

- Key may be withdrawn in closure position.
- Currently only one key number is available (KA). For different key number MOQ is 500pcs.

SPECIFICATIONS:

Unit:mm

產品編號 Item NO	鎖號 Lock	材質 Material	表面處理 Finish	適用板厚 Max. Door panel thickness	尺寸 Dimensions				重量 Weight (g)
					L1	L2	L3	L4	
BZ-1910	# 24	鋅合金、鐵 Zinc alloy, SPHC	鍍鉻 Chrome plated	7mm以內	20.5	10.5	16	4.2	23
BZ-1920	# 1			12.5mm以內	26.2	16	19.3	4.5	27



特徵

- 關閉時，鑰匙才可取下。
- 目前為單一鎖號。如需不同鎖號訂製，請訂購500pcs 以上。

FEATURES

- Key may be withdrawn in closure position.
- Currently only one key number is available (KA). For different key number MOQ is 500pcs.

SPECIFICATIONS:

Unit:mm

產品編號 Item No.	鎖號 Lock	材質 Material	表面處理 Finish	適用板厚 Max. Door panel thickness	尺寸 Dimensions		重量 Weight (g)
					L1	L2	
BD-2010	#5	青銅 Bronze	鍍鉻 Chrome plated	13.5mm以內	34.3	17	84
BD-2020	#10			19.5mm以內	40	23	95

BZ-03 Series 轉舌迫緊門鎖 Compression Pawl / Cam Lock Latch



材質與表面處理

- 材質: 鋅合金。
- 表面處理: 黑色處理。

特徵

- 軸心調整牙部份四溝, 配合擋片孔四點定位, 可快速組裝, 不鬆轉又堅固, 開與關時擋片垂直前後移6mm, 開門時擋片順暢後移旋轉, 關門時擋片旋轉前移, 門板能迫緊櫃體, 具良好防水(IP66)及防震功能。

用途

- 適用於各種箱體門板、配分電盤各種機械門板、車輛門板等。

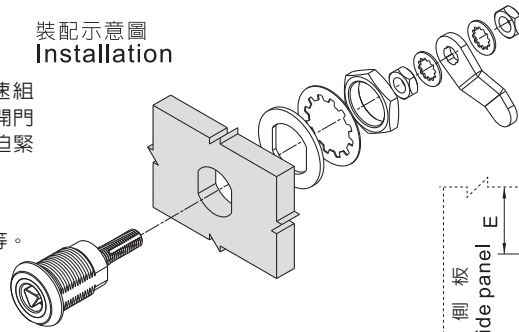
MATERIAL AND FINISH

- Body: Die-cast Zinc, Black powder coated.
- Shaft: Steel, Zinc plated.
- Pawl: Steel (SPHC), Zinc plated.

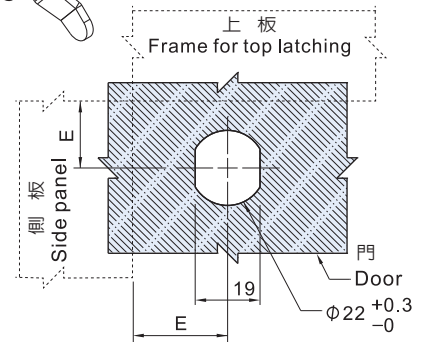
FEATURES

- The grooved shaft and pawl are excellent match in four (4) positioning points.
- They are a easier way to instal. They are durable and strong.
- The grooved shaft is 6mm to expand and contract.
- The pawl moved forward and reversed vertically 6mm while the compression latch is opened and closed.
- This compression latch has good waterproof (IP66) and against vibration.

裝配示意圖
Installation



安裝孔開孔尺寸
Opening Size



Opening Size:

擋片型式 Pawl Type	安裝孔與門框建議距離(E) Suggested distance between the installation hole and panel (E)
14 · 15 · 16	26~28
17 · 18 · 19	41~43

擋片型式請參照P.43

Pawl specification : see page 43

BZ-03 Series 轉舌迫緊門鎖 Compression Pawl / Cam Lock Latch

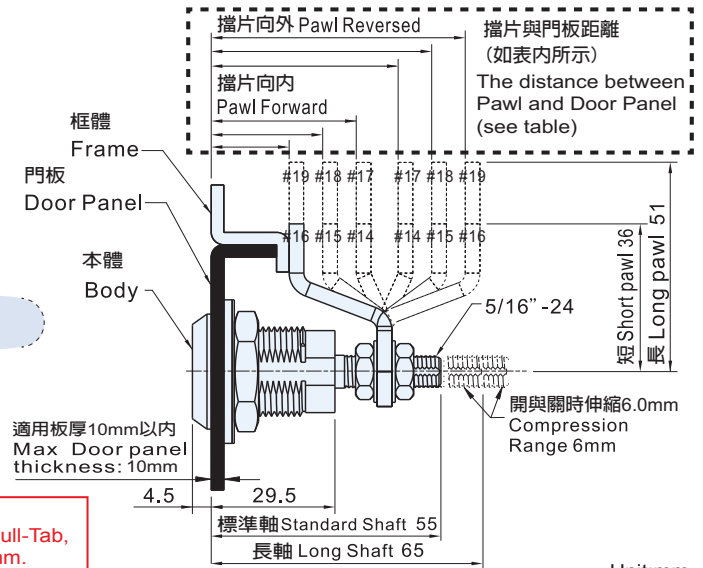


BZ-0320 圓形鎖仁 Standard Shaft (Tubular)
BZ-0321 三角鎖仁 Standard Shaft (Trigonometry)



SPECIFICATION :

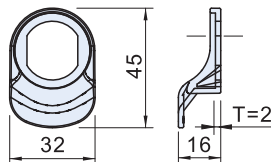
備註: 鑰匙取手需另外選配 The Latch do not include key and pull-tab.
安裝取手後, "擋片與門板距離"會減少2mm After installing the Pull-Tab, the distance between Pawl and Door panel will be reduced by 2mm.



Unit:mm

軸 Shaft	產品編號 Item No.								擋片型式 Pawl Type		擋片與門板距離 The distance between Pawl and Door Panel		重量 Weight(g)	
	圓形鎖仁		三角鎖仁		工具鎖仁 (內六角尺寸5mm)		工具鎖仁 (內六角尺寸8mm)		短	長	向內 Pawl Forward	向外 Pawl Reversed	短	長
	短	長	短	長	短	長	短	長	短	長	短	長	短	長
標準軸 Standard	BZ-0320914	BZ-0320917	BZ-0321914	BZ-0321917	BZ-0323914	BZ-0323917	BZ-0324914	BZ-0324917	14	17	32~40	42~50	112	117
	BZ-0320915	BZ-0320918	BZ-0321915	BZ-0321918	BZ-0323915	BZ-0323918	BZ-0324915	BZ-0324918	15	18	24~32	50~58	114	118
	BZ-0320916	BZ-0320919	BZ-0321916	BZ-0321919	BZ-0323916	BZ-0323919	BZ-0324916	BZ-0324919	16	19	16~24	58~66	116	120
長軸 Long	BZ-0330914	BZ-0330917	BZ-0331914	BZ-0331917	BZ-0333914	BZ-0333917	BZ-0334914	BZ-0334917	14	17	42~50	52~60	115	120
	BZ-0330915	BZ-0330918	BZ-0331915	BZ-0331918	BZ-0333915	BZ-0333918	BZ-0334915	BZ-0334918	15	18	34~42	60~68	117	121
	BZ-0330916	BZ-0330919	BZ-0331916	BZ-0331919	BZ-0333916	BZ-0333919	BZ-0334916	BZ-0334919	16	19	26~34	68~76	119	123

BZ-03 Series 選配組件 Accessory



SPECIFICATIONS:

Unit:mm

產品編號 Item No.	產品名稱 Description	材質 Material	產品重量 Weight(g)
B-1603	取手 Pull-Tab	尼龍加纖 Polyamide	4.6
203009Z	圓形鑰匙 Tubular Key	鋅合金 Zinc alloy	22.5
203019Z	三角形鑰匙 Trigonometry Key	鋅合金 Zinc alloy	23.5

材質與表面處理

- 材質:本體為鋅合金，旋扭為尼龍加纖。
- 表面處理:黑色處理。

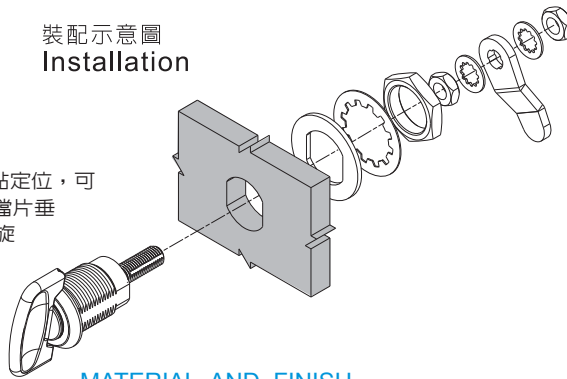
特徵

- 軸心調整牙部份四溝，配合擋片孔四點定位，可快速組裝，不鬆轉又堅固，開與關時擋片垂直前後移6mm，開門時擋片順暢後移旋轉，關門時擋片旋轉前移，門板能迫緊櫃體，具良好防水(IP66)及防震功能。

用途

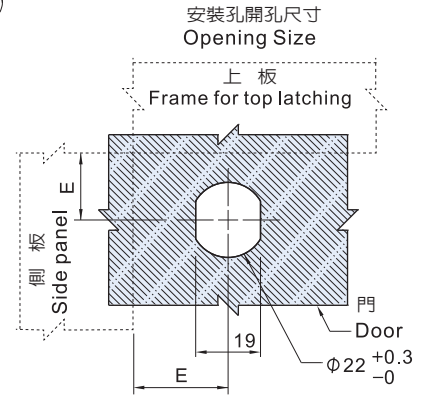
- 適用於各種箱體門板、配分電盤各種機械門板、車輛門板等。

裝配示意圖
Installation



MATERIAL AND FINISH

- Body: Die-cast Zinc, Black powder coated.
- Shaft: Steel, Zinc plated.
- Pawl: Steel (SPHC), Zinc plated.
- Knob: Polyamide (PA/33).



FEATURES

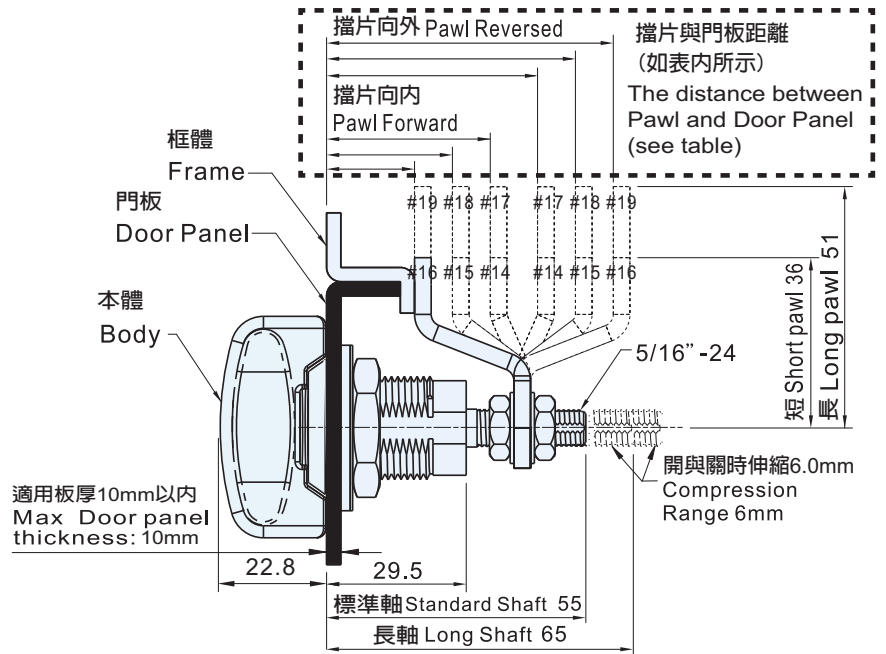
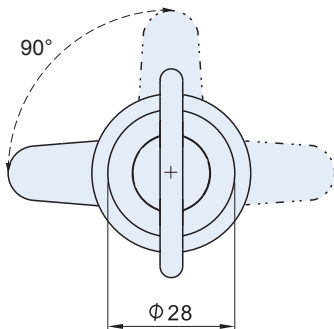
- The grooved shaft and pawl are excellent match in four (4) positioning points. They are a easier way to instal. They are durable and strong.
- The grooved shaft is 6mm to expand and contract.
- The pawl moved forward and reversed vertically 6mm while the compression latch is opened and closed.
- This compression latch has good waterproof and against vibration.

Opening Size:

擋片型式 Pawl Type	安裝孔與門框建議距離(E) Suggested distance between the installation hole and panel (E)
14, 15, 16	26~28
17, 18, 19	41~43

擋片型式請參照P.43
Pawl specification : see page 43

BZ-0322



SPECIFICATIONS:

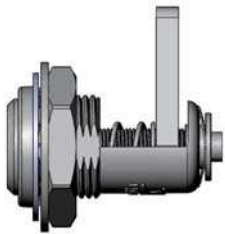
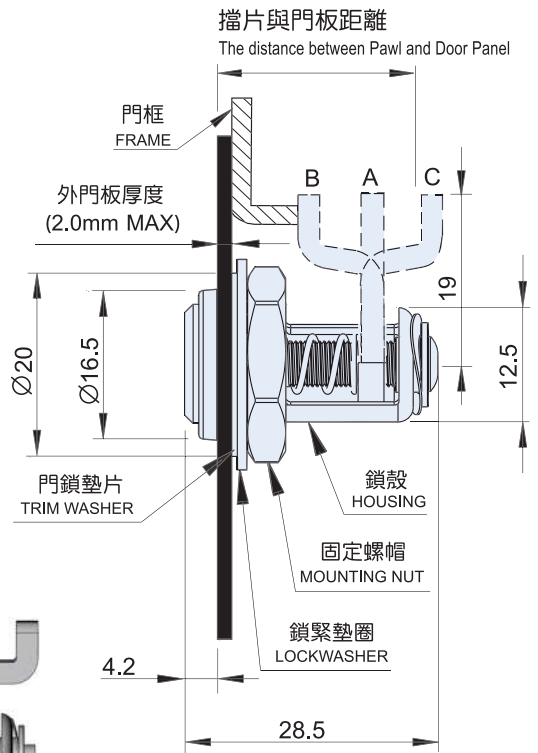
Unit:mm

軸 Shaft	產品編號 Item No		擋片型式 Pawl Type		擋片與門板距離 The distance between Pawl and Door Panel		重量 Weight(g)	
			短 Shor	長 Long	向內 Pawl Forward	向外 Pawl Reversed	短 Shor	長 Long
標準軸 Standard	BZ-0322914	BZ-0322917	14	17	32~40	42~50	116	122
	BZ-0322915	BZ-0322918	15	18	24~32	50~58	118	123
	BZ-0322916	BZ-0322919	16	19	16~24	58~66	120	125
長軸 Long	BZ-0332914	BZ-0332917	14	17	42~50	52~60	119	124
	BZ-0332915	BZ-0332918	15	18	34~42	60~68	120	125
	BZ-0332916	BZ-0332919	16	19	26~34	68~76	122	127

BZ-0912




BZ-0913



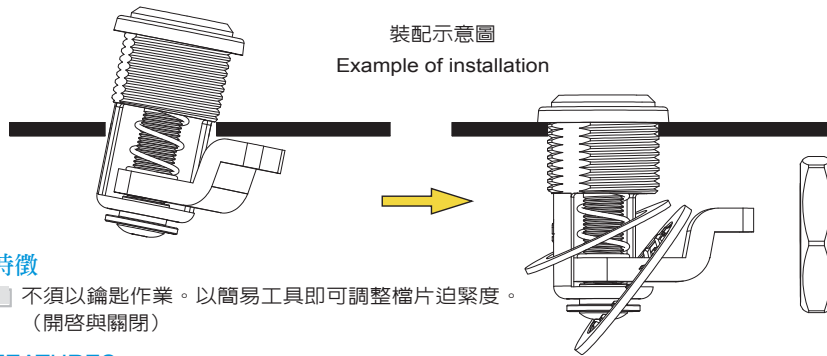
A



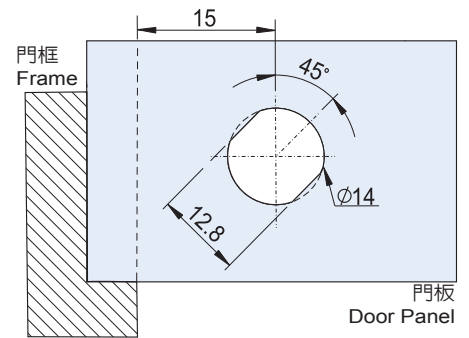
B



C



開孔尺寸 Opening Size



特徵

- 不須以鑰匙作業。以簡易工具即可調整擋片迫緊度。(開啓與關閉)

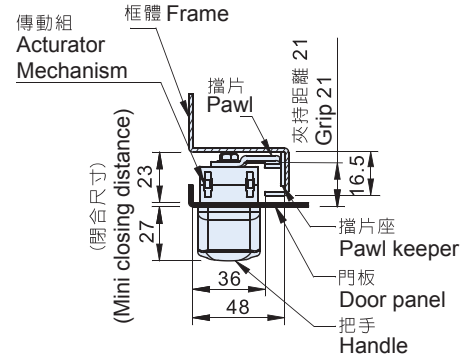
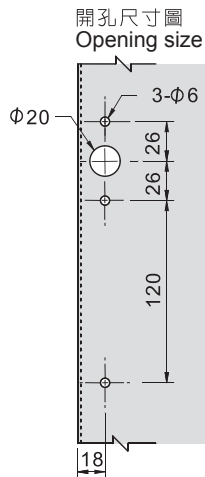
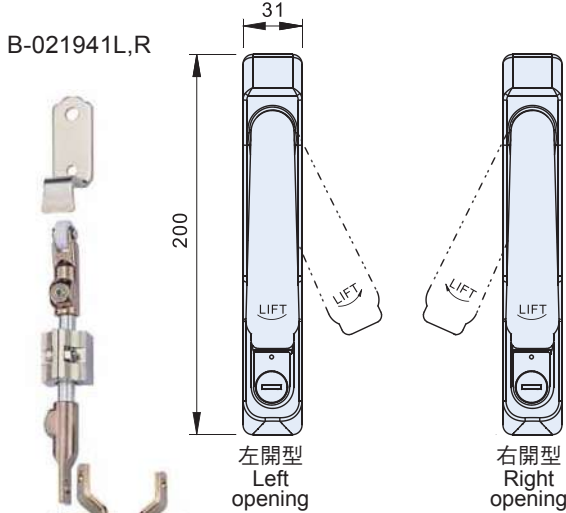
FEATURES

- The latch could be operated as on and off.
- The pawl and tightness could be adjusted by the easy tools instead of the key.

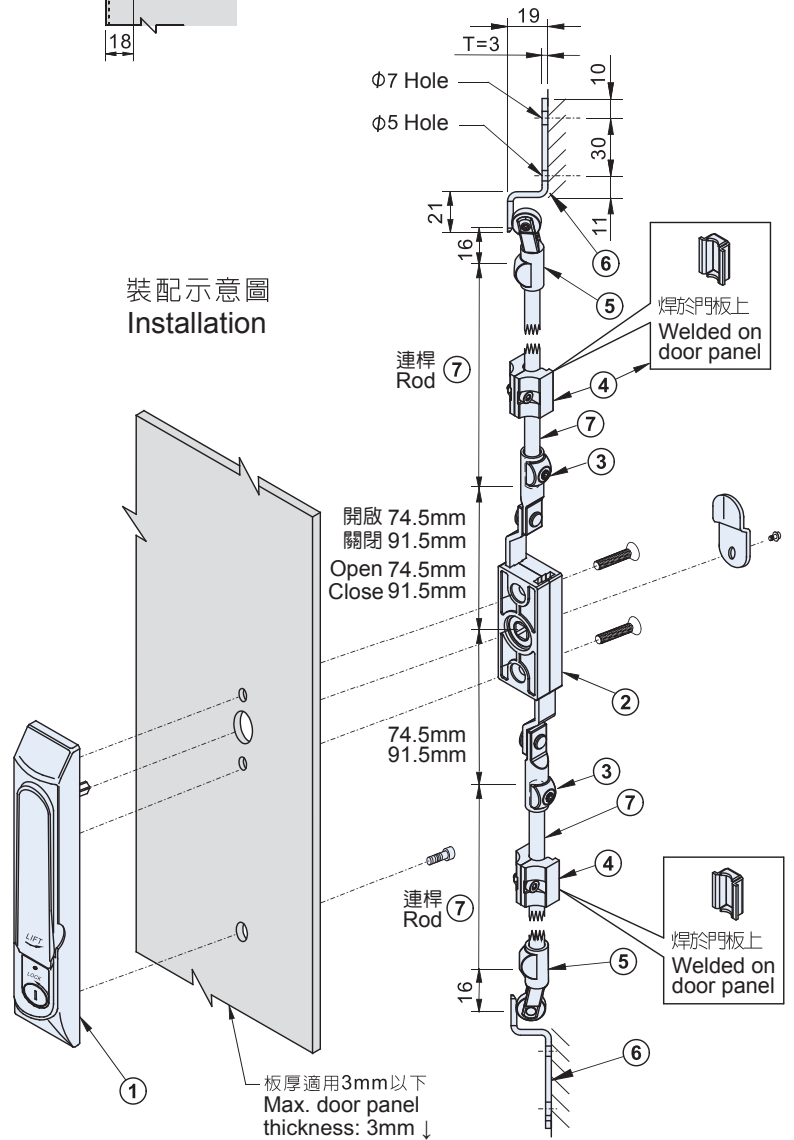
SPECIFICATION :

Unit : mm

產品編號 Item No		材質 Material	表面處理 Finish	擋片型式 Pawl Type	擋片與門板距離 The distance between Pawl and Door Panel	重量 Weight(g)
二號十字頭 No.2 size phillips recess	內六角尺寸4毫米 Hex Socket size is 4mm (5/32)					
		鋅合金 Zinc alloy	鍍鋅 Zinc plated	A	8.8~16.5	25
BZ-09121	BZ-09131			B	2.5~10.2	25
BZ-09122	BZ-09132			C	15~22.8	25
BZ-09123	BZ-09133					



裝配示意圖
Installation



材質與表面處理

- 項目①本體含擋片:本體(聚酯纖維)。擋片(SPCC)鍍鋅。
- 項目②齒輪盒:鋅合金,鍍鋅耐蝕五彩。
- 項目③齒片接頭:鋅合金,鍍鋅耐蝕五彩。
- 項目④導套及座:導套(鋅合金)鍍鋅耐蝕五彩。座(SPCC)鍍鋅。
- 項目⑤連桿接頭:鋅合金,鍍鋅耐蝕五彩。
- 項目⑥輪檔:鐵(SPHC)鍍鋅。
- 項目⑦連桿Ø8:1008鐵製,鍍鋅。

特徵

- 左開或右開。
- 齒輪盒上有標記"R"或"L"。
- 防塵、防水(IP66)。

MATERIAL AND FINISH

- Part①: Body: Polyamide (PA6-GF33), Black. Pawl: SPCC, Zinc plated.
- Part②③④⑤: Zinc alloy, Zinc plated plus chromic-acid passivated.
- Part⑥: Hot-rolled Steel (SPHC), Zinc plated.
- Part⑦: Steel (1008), Zinc plated.

TYPES

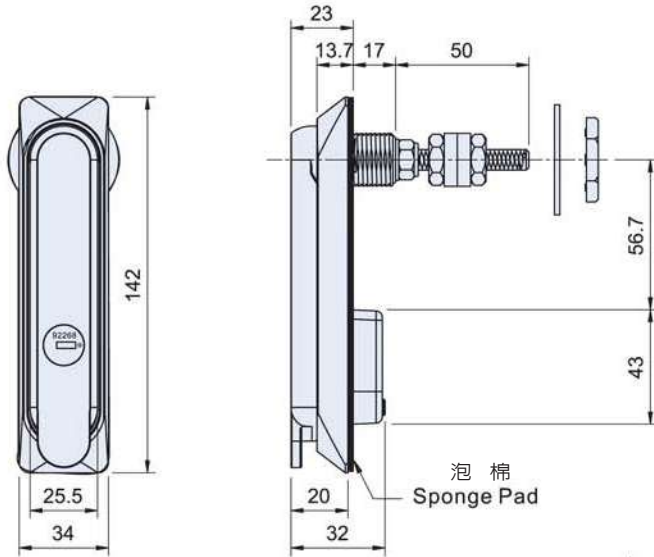
- Left opening (Left).
- Right opening (Right).
- Only the cog box is marked "R" or "L".
- Dust-resistant and waterproof (IP66).

SPECIFICATION :

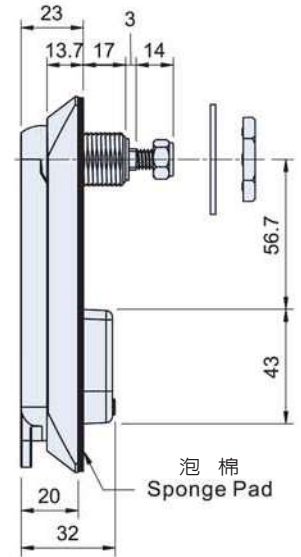
Unit : mm

產品編號 Item No.	型式 Type	配備說明 Contents	單位 Units	連桿 Rod ⑦(mm)	重量 Weight(g)
B-021941-1L	Left	①+key	Set	n/a	300
B-021941-1R	Right	①+key	Set	n/a	300
B-021941L (508)	Left	①+②+③+④+⑤+⑥+⑦+key	Set	508	1145.2
B-021941L (703)				703	1302
B-021941L (858)				858	1424.8
B-021941R (508)	Right	①+②+③+④+⑤+⑥+⑦+key	Set	508	1145.2
B-021941R (703)				703	1302
B-021941R (858)				858	1424.8

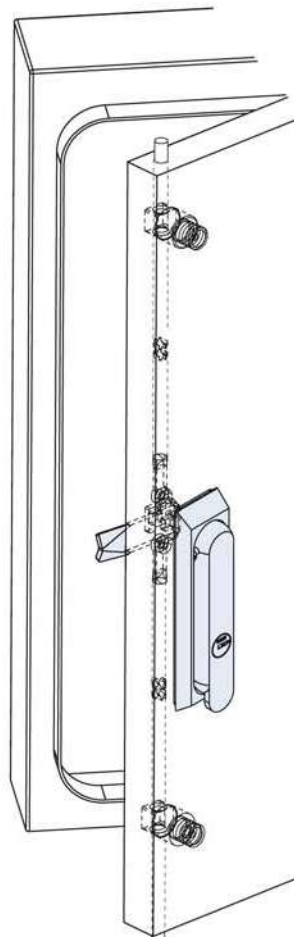
BZ-0430-xxx(長軸型Long Shaft)



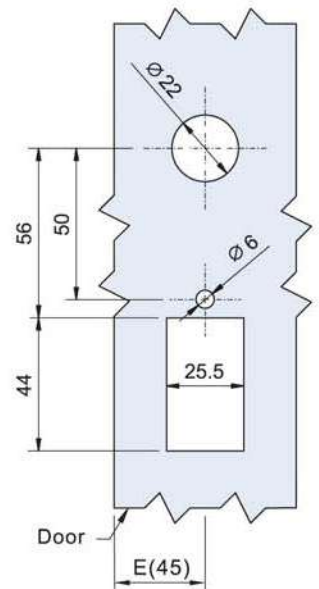
BZ-0410-xxx(短軸型Short Shaft)



Installation



開孔尺寸圖 : Opening Size



BZ-0430-W00 (長軸型Long Shaft)

BZ-0410-B00 (短軸型Short Shaft)



特徵

- 適用板厚：5mm以內。
- 防塵、防水 IP66。

材質與表面處理

- 本體: 鋅合金, 電著黑、鍍鉻。
- 掀把: 鋅合金, 電著黑、鍍鉻。
- 軸心: 鐵, 鍍鎳。

TYPES

- Max. Door panel thickness: 5mm
- Dust-resistant and waterproof IP66.

MATERIAL AND FINISH

- Body : Die-cast Zinc, Chrome plated or Black powder coated.
- Lever : Die-cast Zinc, Chrome plated or Black powder coated.
- Shaft : Steel, Nickel plated.

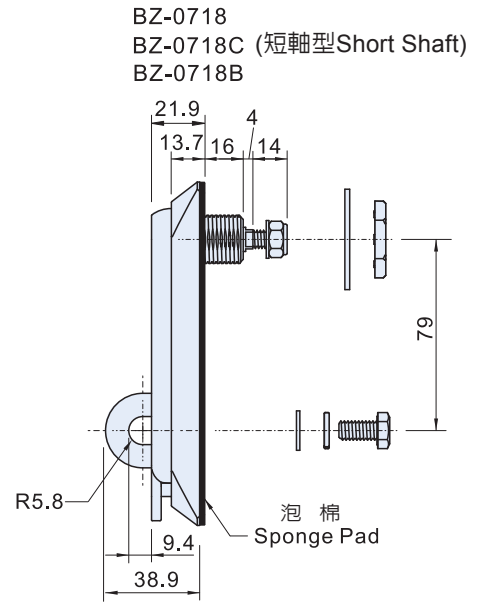
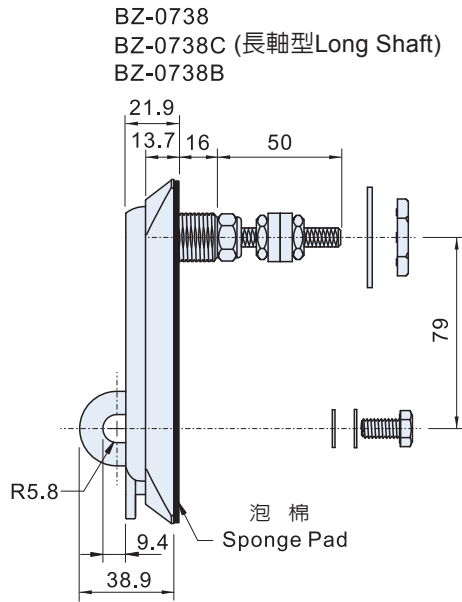
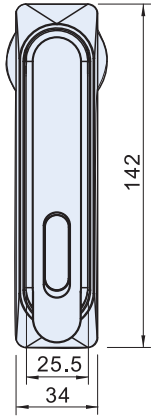
SPECIFICATION :

Unit : mm

軸 Shaft	產品編號 Item No.			重量 Weight(g)
	本體黑色、掀把鍍鉻 Black Body, Chrome Lever	外觀黑色 Black	外觀鍍鉻 Chrome	
長軸 Long	BZ-0430-BW0	BZ-0430-B00	BZ-0430-W00	426
短軸 Short	BZ-0410-BW0	BZ-0410-B00	BZ-0410-W00	390

備註：本產品不含檔片，另購檔片天地栓配件請參照P45

The latch is without pawl. If you need the spare parts, please refer to P45.

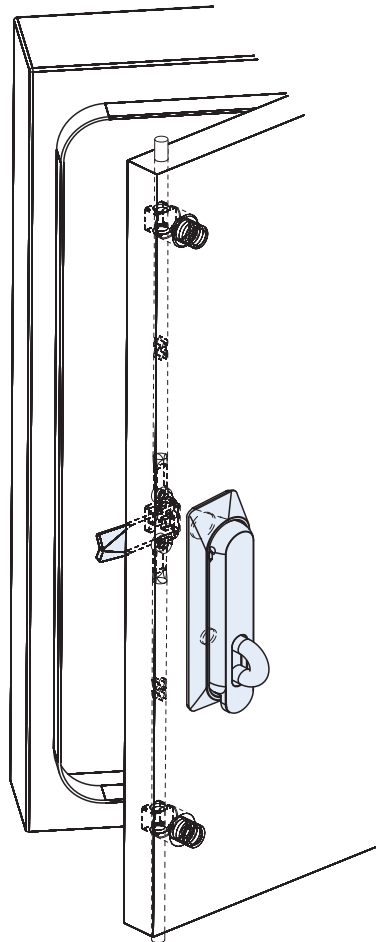


Installation

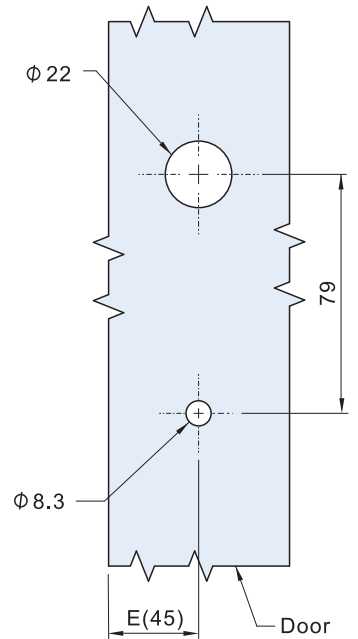
BZ-0738C
(長軸型 Long Shaft)



BZ-0718
(短軸型 Short Shaft)



開孔尺寸圖：
Opening Size



特徵

- 適用板厚：5mm以內。
- 防塵、防水 IP66。

材質與表面處理

- 本體：鋅合金，電著黑、鍍鉻。
- 掀把：鋅合金，電著黑、鍍鉻。
- 軸心：鐵，鍍鎳。

TYPES

- Max. Door panel thickness: 5mm
- Dust-resistant and waterproof IP66.

MATERIAL AND FINISH

- Body : Die-cast Zinc, Chrome plated or Black powder coated.
- Lever : Die-cast Zinc, Chrome plated or Black powder coated.
- Shaft : Steel, Nickel plated.

SPECIFICATION :

Unit : mm

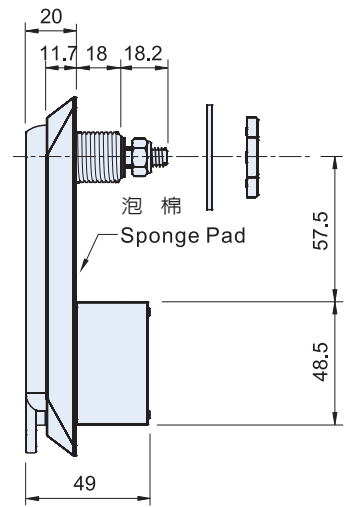
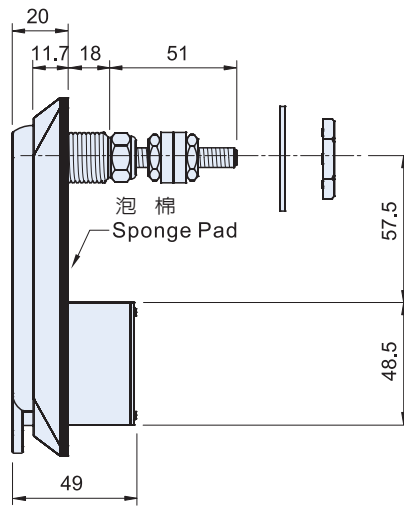
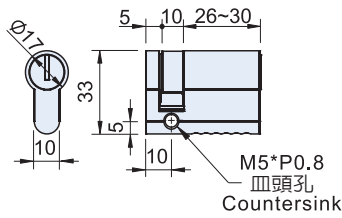
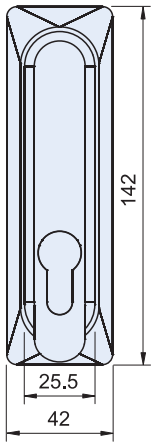
軸 Shaft	產品編號 Item No.			重量 Weight(g)
	本體黑色、掀把鍍鉻 Black Body, Chrome Lever	外觀黑色 Black	外觀鍍鉻 Chrome	
長軸 Long	BZ-0738	BZ-0738B	BZ-0738C	476
短軸 Short	BZ-0718	BZ-0718B	BZ-0718C	440.2

備註：本產品不含檔片，另購檔片天地栓配件請參照P45
The latch is without pawl. If you need the spare parts, please refer to P45.

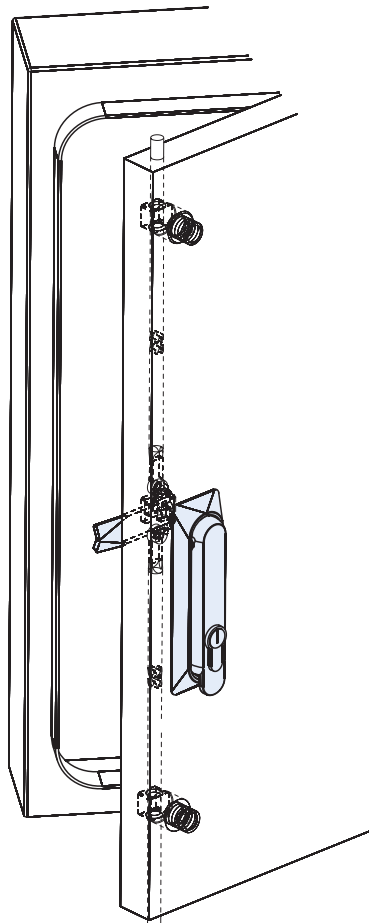


BZ-04237
BZ-04238 (長軸型 Long Shaft)
BZ-04239

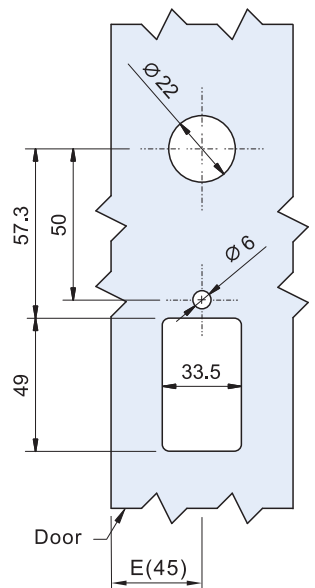
BZ-04217
BZ-04218 (短軸型 Short Shaft)
BZ-04219



Installation



開孔尺寸圖 :
Opening Size



BZ-04237
(長軸型 Long Shaft)

BZ-04219
(短軸型 Short Shaft)



特徵

- 適用板厚：5mm以內。
- 防塵、防水 IP65。

材質與表面處理

- 本體：鋅合金，電著黑、鍍鉻。
- 掀把：鋅合金，電著黑、鍍鉻。
- 軸心：鐵，鍍鎳。

TYPES

- Max. Door panel thickness: 5mm
- Dust-resistant and waterproof IP65.

MATERIAL AND FINISH

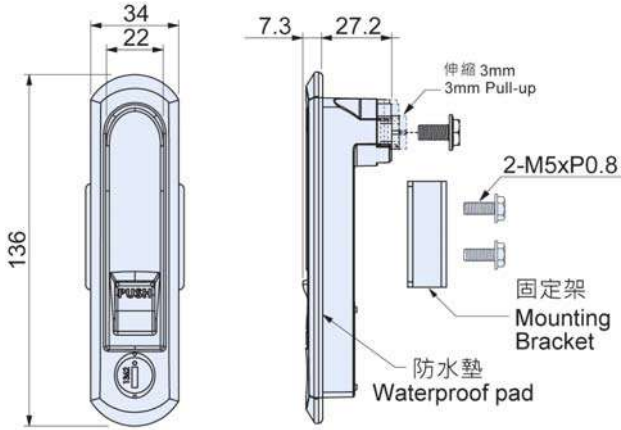
- Body : Die-cast Zinc, Chrome plated or Black powder coated.
- Lever : Die-cast Zinc, Chrome plated or Black powder coated.
- Shaft : Steel, Nickel plated.
- Applicable Key : Bronze, chrome plated.

SPECIFICATION :

Unit : mm

軸 Shaft	產品編號 Item No.			重量 Weight(g)
	本體黑色、掀把鍍鉻 Black Body, Chrome Lever	外觀黑色 Black	外觀鍍鉻 Chrome	
長軸 Long	BZ-04238	BZ-04239	BZ-04237	595
短軸 Short	BZ-04218	BZ-04219	BZ-04217	559

備註：短軸不適用天地連桿。本產品不含檔片，另購檔片天地栓配件請參照P45
Spare parts : Pawl Attached Rod does not apply to the Short Shaft Multi-point Latching System.
The latch is without pawl. If you need the spare parts, please refer to P45.



(檔片、連桿共用型 For pawl and rod latch system)

BZ-0520B

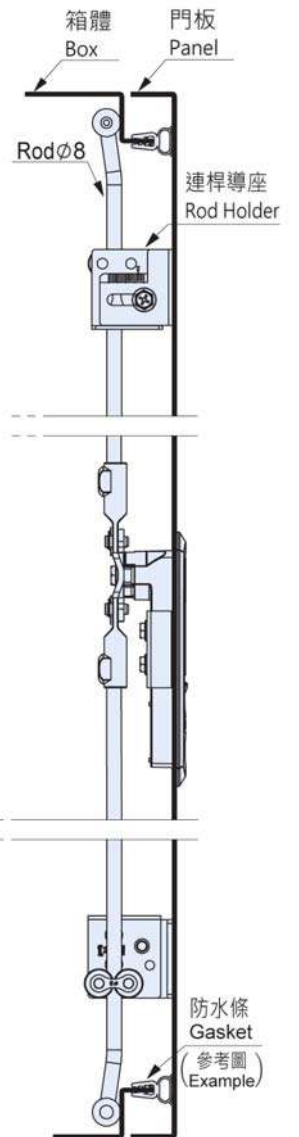
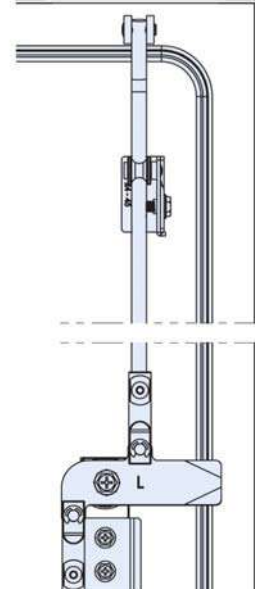
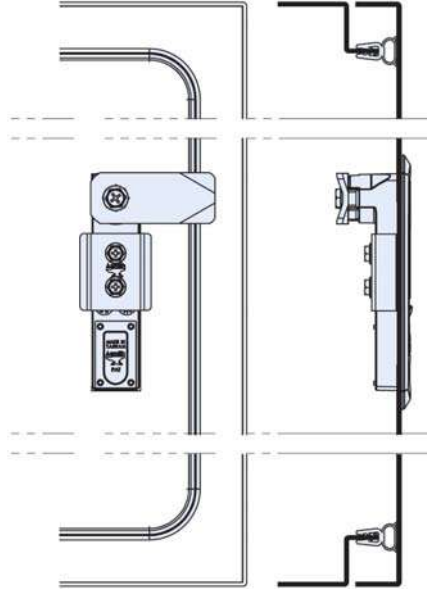
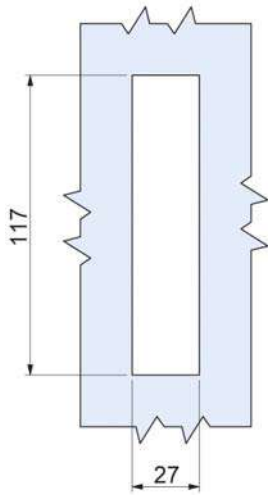
BZ-0520N



開孔尺寸圖:
Opening Size

左開單點裝配示意圖
Installation

左開多點連桿裝配示意圖
Installation



- 適用板厚：5mm以內。
- Max. Door panel thickness: 5mm

材質與表面處理

- 本體：鋅合金，電著黑、毛絲鍊
- 掀把：鋅合金，電著黑、毛絲鍊
- 檔片：鐵（SPHC），鍍鋅

特徵

- 安全結構設計。按壓後掀把隨著手緩起，防止彈到人身。
- 防塵，防水（IP66）。
- 左右兼用型。
- 開啓後，檔片可後退3mm，握柄旋轉順暢。
- 關門後，檔片前縮3mm，使門板與箱體迫緊不鬆動。

MATERIAL AND FINISH

- Body : Die-cast Zinc, Nickel polish or Black coated.
- Lever : Die-cast Zinc, Nickel polish or Black coated.
- Pawl : Steel (SPHC) , Zinc plated.

FEATURES

- Safety design. Push the button and the lever will rise, to prevent accident.
- Dust-resistant and waterproof (IP66).
- Left and Right opening.
- When the lever is opened, the pawl moves backwards 3mm, the handle work smoothly.
- When the lever is closed, the pawl push forwards 3mm to enhance the panel and the cabinet compressed.

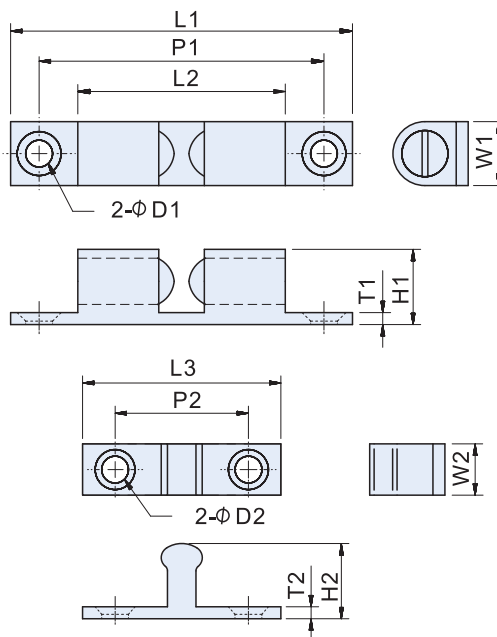

SPECIFICATIONS:

Unit:mm

產品編號 Item No		重量
外觀黑色 Black	外觀毛絲鍊 Nickel polish	332
BZ-0520B	BZ-0520N	

備註：1000pcs以上，外觀顏色提供客製化。
 本產品不含檔片，另購檔片天地栓配件請參照P46
 MOQ: 1000pcs over, the appearance of finish to provide customized.
 The latch is without pawl.If you need the spare parts, please refer to P46.

BD-B202 Series 拉壓門扣 Tension Catch



SPECIFICATIONS:

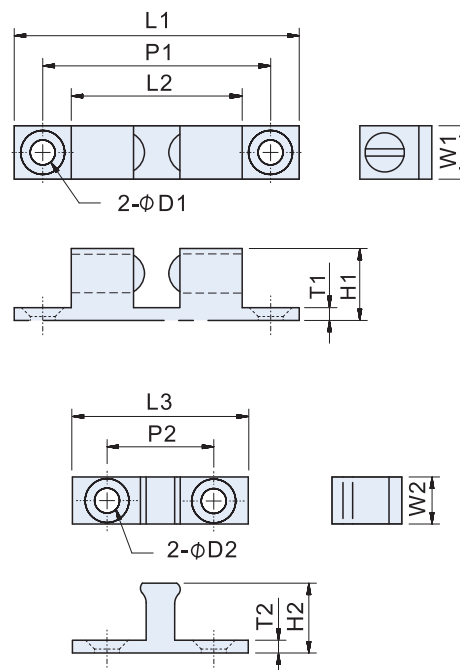
Unit:mm

產品編號 Item No.	材質 Material	表面處理 Finish	尺寸 Dimensions												夾緊力 Vised Capacity		重量 Weight (g)	
			L1	L2	L3	W1	W2	H1	H2	T1	T2	P1	P2	D1	D2	拉離 Pull out		壓力 Pull in
BD-B2020	青銅 Bronze	銅本色 Natural	68.4	46.8	40.2	13	12	15	15.7	2.4	2.2	58	30	4.8	4.8	4 kgf	8 kgf	67.8
BD-B2021			59.8	36	34.5	11.2	9.2	13.2	13.5	2.4	2.2	49.8	24	4.8	4.8	2 kgf	4 kgf	39.6
BD-B2022			49	30.6	28.8	8.8	7.6	10.6	11.2	2	2	39.8	19.8	3.8	3.8	1.8 kgf	3.6 kgf	22.6
BD-B2023			44	26.8	24.7	8	6.6	9.4	9.8	2	1.7	35	15.2	3.5	3.5	1 kgf	2 kgf	15.8

BD-B2024 拉壓門扣 Tension Catch



BD-B2024



SPECIFICATIONS:

Unit:mm

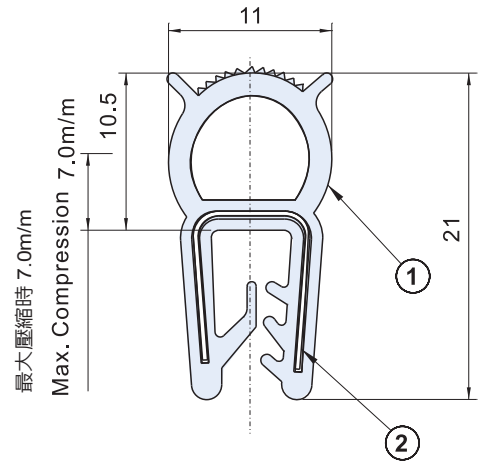
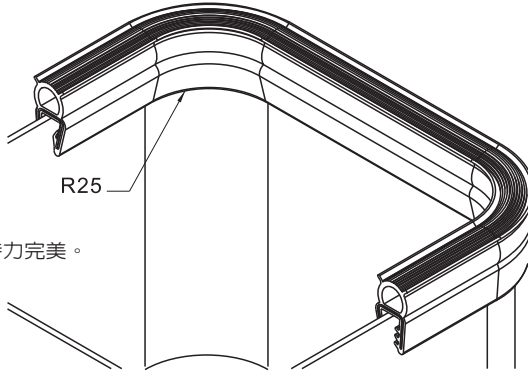
產品編號 Item No.	材質 Material	表面處理 Finish	尺寸 Dimensions												夾緊力 Vised Capacity		重量 Weight (g)	
			L1	L2	L3	W1	W2	H1	H2	T1	T2	P1	P2	D1	D2	拉離 Pull out		壓力 Pull in
BD-B2024	青銅 Bronze	銅本色 Natural	39.3	24.4	24.3	7.6	6.6	10	10	2	1.7	31.5	15.2	3.5	3.5	0.8 kgf	1.6 kgf	15.6

B-2090201

正壓防水條 Seal Strip



B-2090201



規格

- 施工壓入力：6kgf/100mm。
- 脫落力：6kgf/100mm。

特徵

- 內包金屬材料易按裝成型，夾持保持力完美。
- 齒紋設計，防水、防塵佳，長時間密貼後再開門時不會黏，好開啓。
- 耐侯溫度：-40°C~ 130°C。
- 最小彎曲半徑：R25。

SPECIFICATIONS

- Insert capacity: Under 6kgf/100mm.
- Sustaining capacity: Above 6kgf/100mm.

FEATURES

- Using metal inside, to keep sustaining capacity perfectly.
- Waterproof
- Temperature : It works properly between -40°C and 130°C .

SPECIFICATIONS:

Unit:mm

項目	材質 Material	適用板厚 Panel Thickness	表面顏色 Color	重量Weight(g/m)
1	EPDM 軟質 (Soft quality)	1.2~3.2mm	黑色 Black	190
2	蕊材 Core material SPCC		材料本質 Natural	

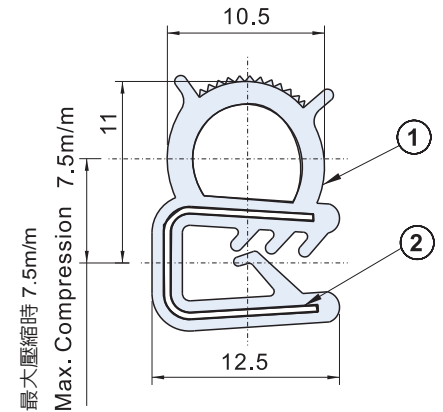
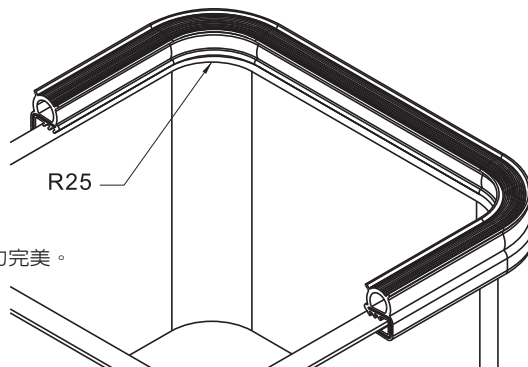
備註：包裝方式，每箱100米（可零購）

B-2090202

側壓防水條 Seal Strip



B-2090202



規格

- 施工壓入力：6kgf/100mm。
- 脫落力：6kgf/100mm。

特徵

- 內包金屬材料易按裝成型，夾持保持力完美。
- 齒紋設計，防水、防塵佳，長時間密貼後再開門時不會黏，好開啓。
- 耐侯溫度：-40°C~ 130°C。
- 最小彎曲半徑：R25。

FEATURES

- Using metal inside, to keep sustaining capacity perfectly.

SPECIFICATIONS

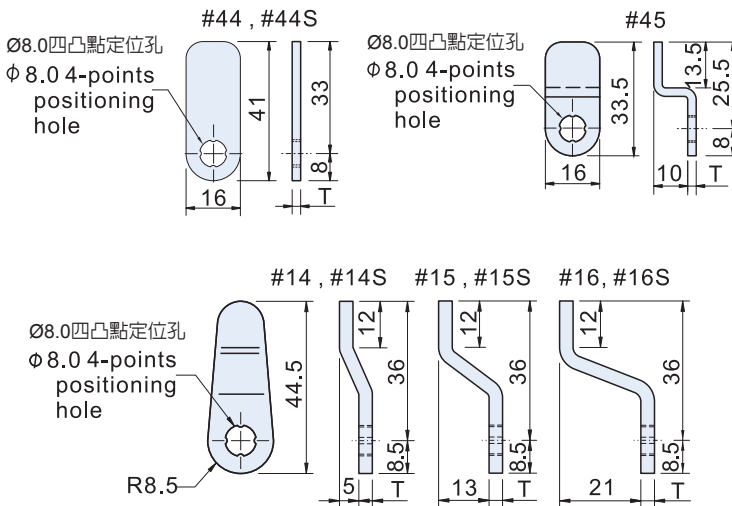
- Insert capacity: Under 6kgf/100mm.
- Sustaining capacity: Above 6kgf/100mm.
- Waterproof
- Temperature : It works properly between -40°C and 130°C .

SPECIFICATIONS:

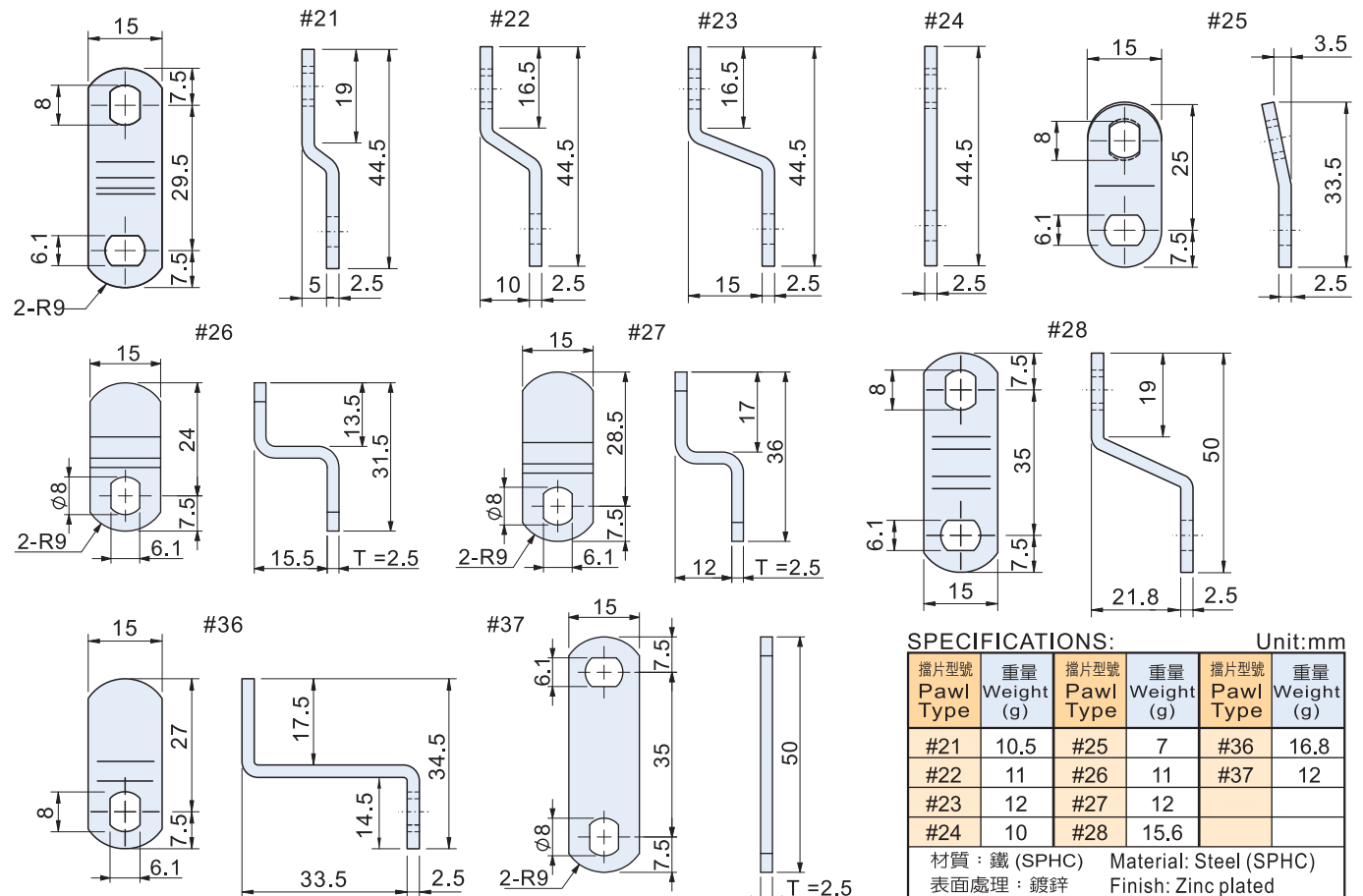
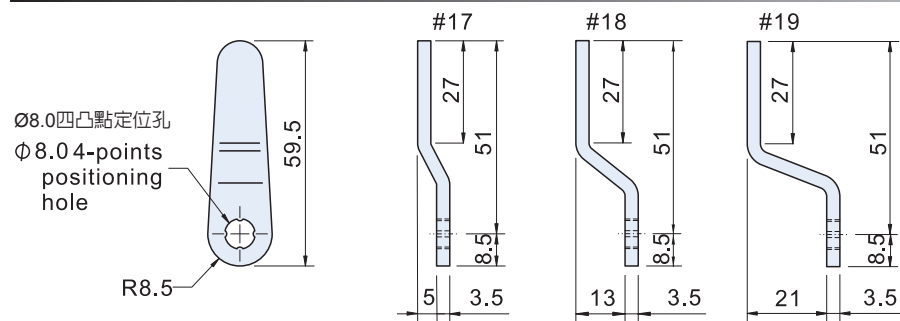
Unit:mm

項目	材質 Material	適用板厚 Panel Thickness	表面顏色 Color	重量Weight(g/m)
1	EPDM 軟質 (Soft quality)	1.2~3.2mm	黑色 Black	176
2	蕊材 Core material SPCC		材料本質 Natural	

備註：包裝方式，每箱100米（可零購）



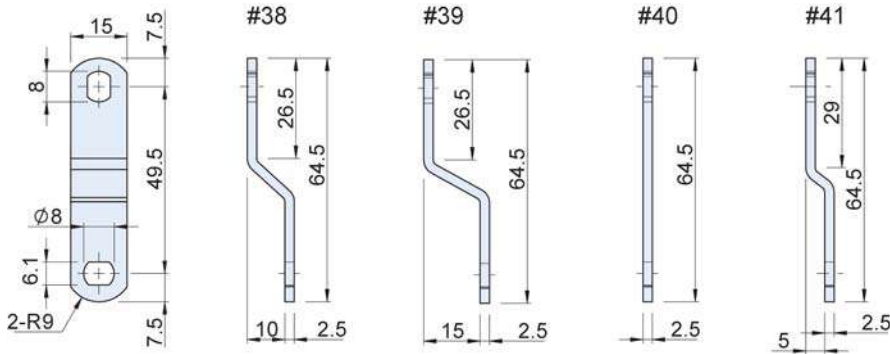
擋片型號 Pawl Type	材質 Material	表面處理 Finish	厚度 T	重量 Weight(g)	適用產品 Apply to
#44	鐵 SPHC	鍍鋅 Zinc plated	2.5	11	BZ-17
#45					BZ-08
#14					BZ-18
#15					BZ-03
#16					BZ-08
#17					BZ-17
#18					BZ-18
#19			3.5	20.6	
#44S	不鏽鋼 SUS304	振動亮面 Vibration ground	2.5	10.8	BS-17
#14S			3	13.6	
#15S				14.6	
#16S				17.2	



SPECIFICATIONS: Unit:mm

擋片型號 Pawl Type	重量 Weight (g)	擋片型號 Pawl Type	重量 Weight (g)	擋片型號 Pawl Type	重量 Weight (g)
#21	10.5	#25	7	#36	16.8
#22	11	#26	11	#37	12
#23	12	#27	12		
#24	10	#28	15.6		

材質：鐵 (SPHC) Material: Steel (SPHC)
表面處理：鍍鋅 Finish: Zinc plated

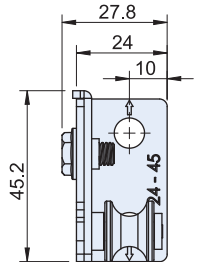
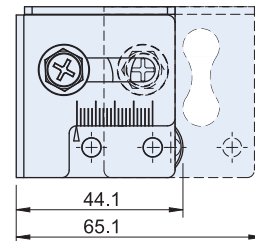
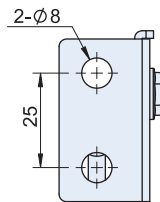
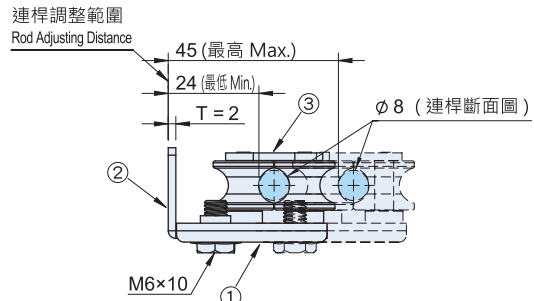


SPECIFICATION : Unit:mm

檔片型號 Pawl Type	重量 Weight (g)	適用產品 Apply To
#38	17	B-01 Series
#39	18	
#40	16	
#41	16	

材質：鐵 (SPHC) Material:Steel (SPHC)
表面處理：鍍鋅 Finish:Zinc plated

#5382



■ 適用 φ8連桿

材質與表面處理

- 項目①調整板：鐵 (PO)，鍍鋅
- 項目②底座：鐵 (PO)，鍍鋅
- 項目③滾輪：POM

特徵

- 可調整距離及鬆緊度。
- 連桿上下滑動不產塵。

MATERIAL AND FINISH

- Part ① : Steel (PO) , Zinc plated.
- Part ② : Steel (PO) , Zinc plated.
- Part ③ : Wheel : POM

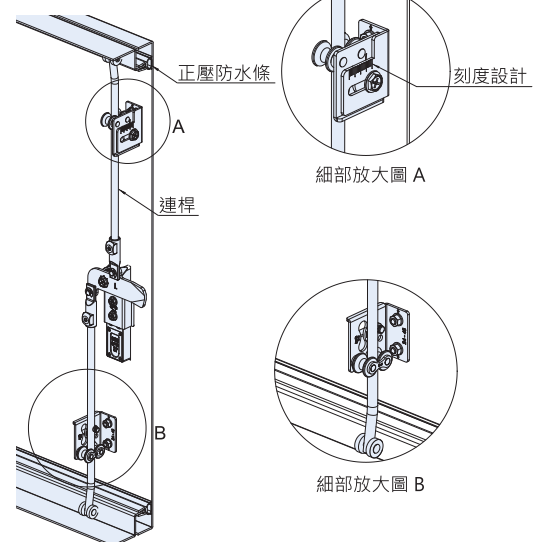
FEATURES

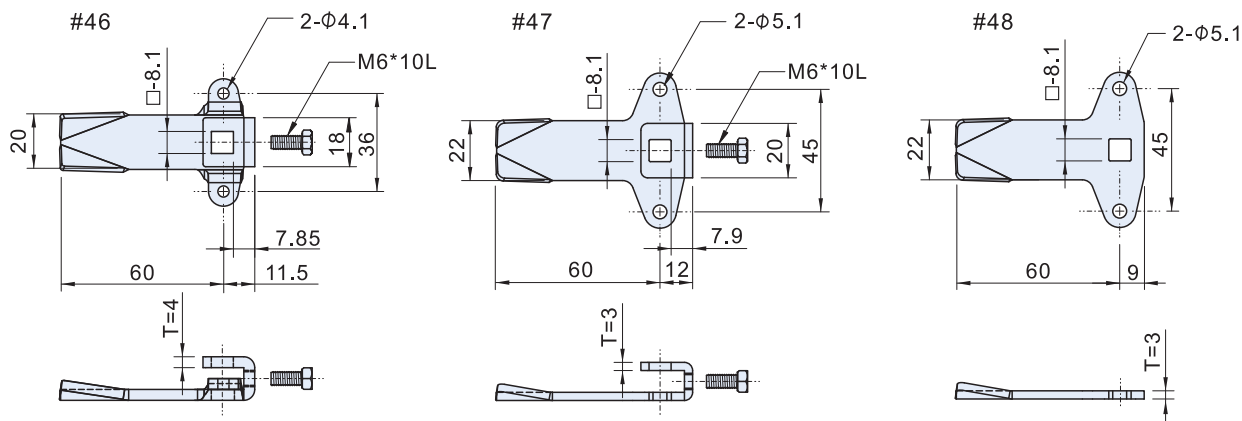
- For adjusting the tightness and length of the rod latch system.
- Non-dust from operating the rod latch system.

SPECIFICATIONS:

產品編號 Item No.	材質 Material	表面處理 Finish	重量 Weight(g)
#5382	鐵 Steel(PO)	鍍鋅 Zinc Plated	156.6

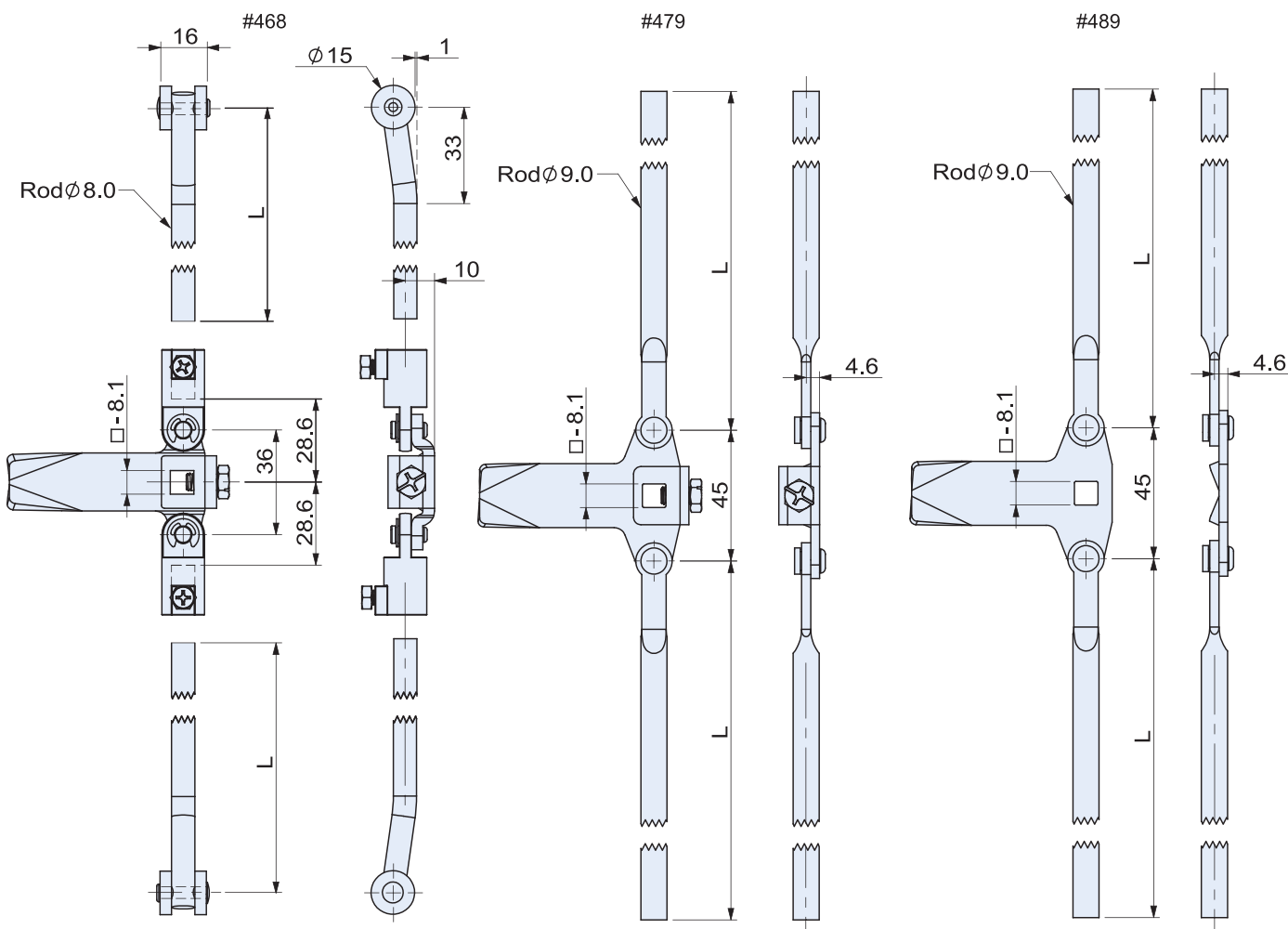
**裝配示意圖
Installation**





SPECIFICATIONS: Unit:mm

擋片型式 Pawl Type	材質 Material	表面處理 Finish	重量 Weight(g)	適用產品 Apply to
#46	鐵 SPHC	鍍鋅 Zinc plated	62	BZ-043 BZ-073 BZ-0423
#47			57.6	
#48			43.6	

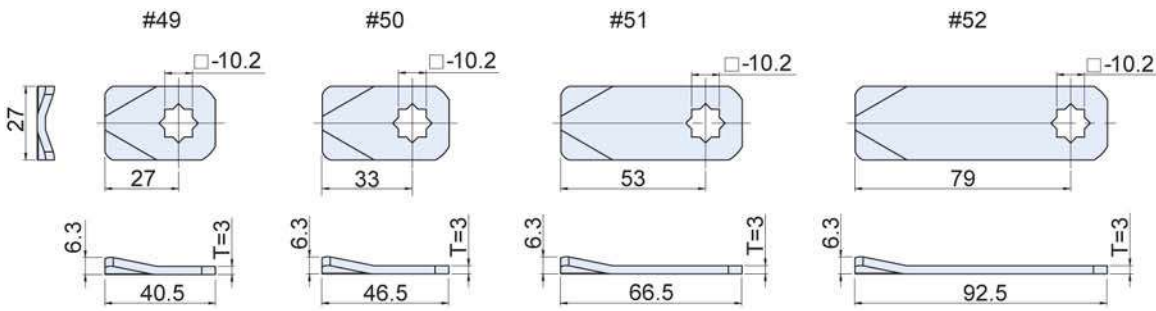


#468系列 (適用於BZ-04、BZ-07、BZ-042長軸型門鎖) #479系列 (適用於BZ-04、BZ-07、BZ-042長軸型門鎖) #489系列 (適用於BZ-04、BZ-07短軸型門鎖)

Specification of #468 Series: Unit:mm Specification of #479 Series: Unit:mm Specification of #489 Series: Unit:mm

產品編號 Item NO.	L(mm)	重量 Weight(g)	材質 Material	表面處理 Finish	產品編號 Item NO.	L(mm)	重量 Weight(g)	材質 Material	表面處理 Finish	產品編號 Item NO.	L(mm)	重量 Weight(g)	材質 Material	表面處理 Finish
#4680600	600	587	鐵 SPHC	鍍鋅 Zinc plated	#4790620	620	654	鐵 SPHC	鍍鋅 Zinc plated	#4890620	620	640	鐵 SPHC	鍍鋅 Zinc plated
#4681000	1000	907			#4791020	1020	1074			#4891020	1020	1060		
#4681200	1200	1063			#4791220	1220	1284			#4891220	1220	1270		

適用 **BZ-05 Series** 門鎖擋片 *Applicable Pawl*

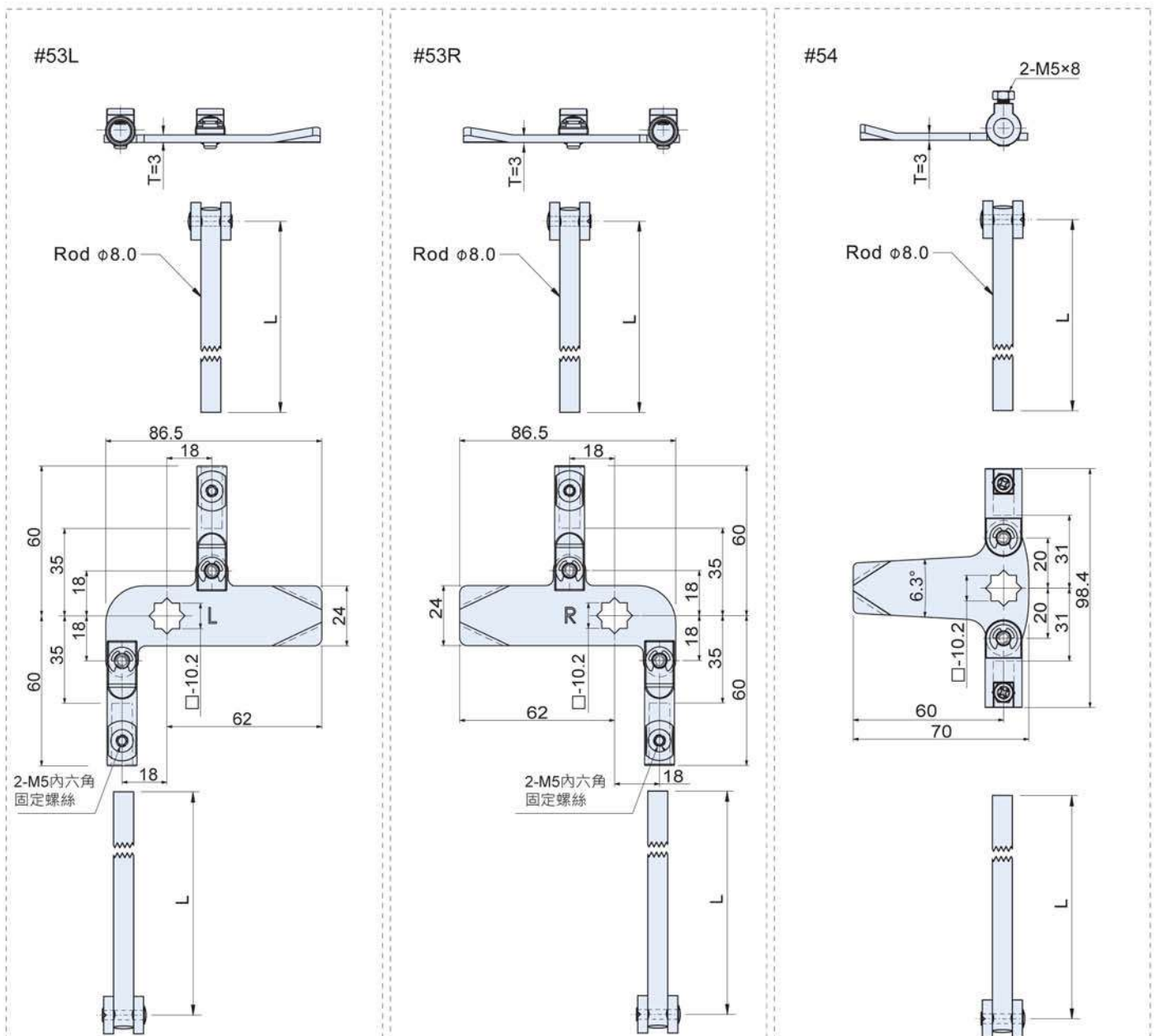


SPECIFICATIONS: Unit:mm

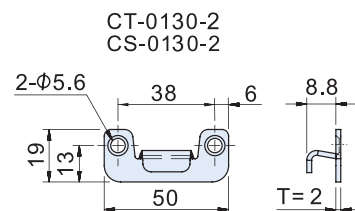
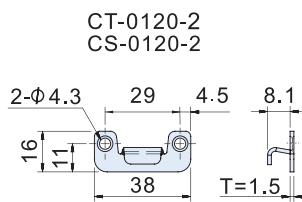
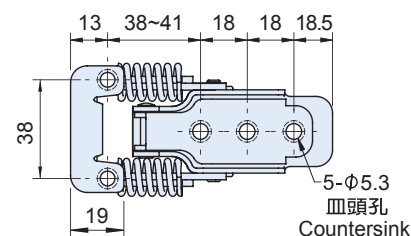
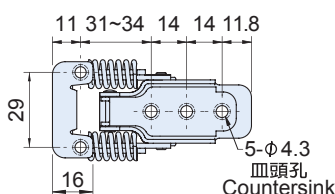
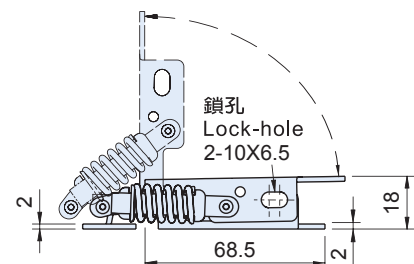
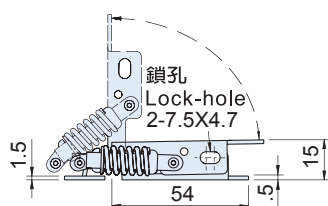
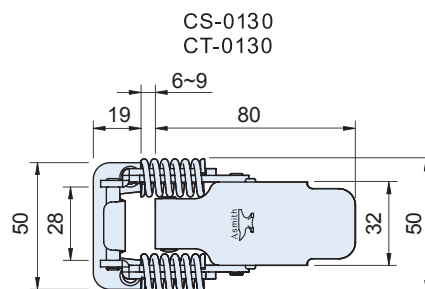
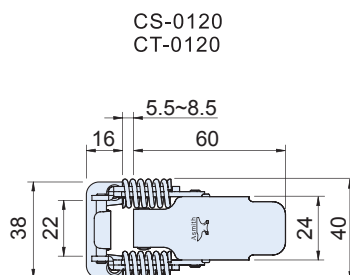
擋片型式 Pawl Type	重量 Weight(g)
#49	22.7
#50	26.5
#51	39.2
#52	55.8

材質:鐵(SPHC) Material:Steel(SPHC)
表面處理:鍍鋅 Finish:Zinc plated

適用 **BZ-05 Series** 天地栓連桿配件區 *Applicable Rod Latch System*



Specification of #53L Series: Unit:mm					Specification of #53R Series: Unit:mm					Specification of #54 Series: Unit:mm				
產品編號 Item NO.	L (mm)	重量 Weight (g)	材質 Material	表面處理 Finish	產品編號 Item NO.	L (mm)	重量 Weight (g)	材質 Material	表面處理 Finish	產品編號 Item NO.	L (mm)	重量 Weight (g)	材質 Material	表面處理 Finish
#53L600	600	581	鐵 SPHC	鍍鋅 Zinc plated	#53R600	600	581	鐵 SPHC	鍍鋅 Zinc plated	#54600	600	572	鐵 SPHC	鍍鋅 Zinc plated
#53L1000	1000	901			#53R1000	1000	901			#541000	1000	892		
#53L1200	1200	1057			#53R1200	1200	1057			#541200	1200	1048		



使用例：立體圖示 Application

平面式範例 Horizontal

垂直式範例 Vertical



Horizontal Keeper

特徵

- 兩邊有彈簧，具有迫緊式功能。
- 可用銅掛鎖阻絕彈開可能性及增加安全性。
- 搭扣含圖中之平面鉤，若須搭配其他鉤仔，請參考下方及67頁之鉤仔。

FEATURES

- Both sides spring design with compression function.
- Standard Lock-hole can using with lock.
- The draw latch is including the horizontal keeper, if you need another type keeper then you can referencethe below information & the page 67's keeper.

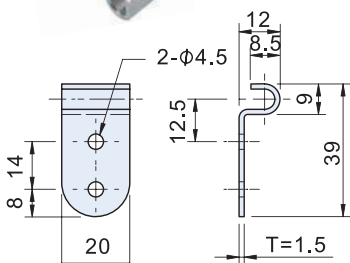
SPECIFICATIONS:(Use Horizontal Keeper)

Unit:mm

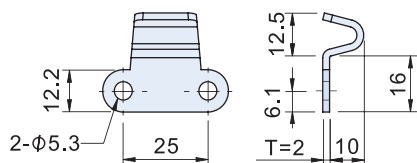
產品編號 Item No.	材質 Material	表面處理 Finish	拉伸距離 \ 引張荷重 Extension Length \ Compression Force				重量 Weight (g)
			1 mm	2 mm	3 mm	4 mm	
CT-0120	SPCC	鍍鋅 Zinc Plated	28 kgf	36 kgf	41 kgf	47 kgf	71
CS-0120	SUS304	拋毛絲面 Brushed finish	22 kgf	27 kgf	33 kgf	38 kgf	69
CT-0130	SPCC	鍍鋅 Zinc Plated	29 kgf	36 kgf	40 kgf	50 kgf	140
CS-0130	SUS304	拋毛絲面 Brushed finish	28 kgf	34 kgf	41 kgf	44 kgf	136



垂直式長鉤
Vertical Keeper (Long)
CT-0120-3
CS-0120-3



垂直式短鉤
Vertical Keeper (Short)
CT-0120-4
CS-0120-4

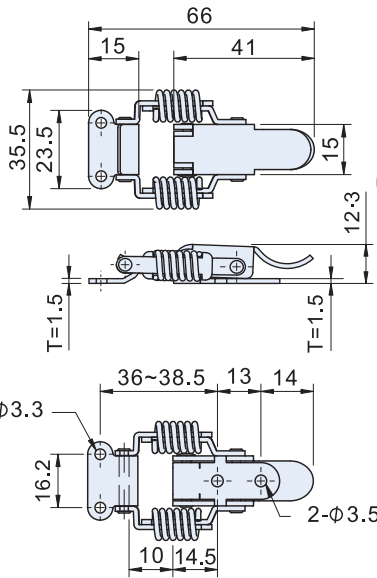


垂直鉤 Vertical Keeper:

產品編號 Item No.	型式 Type	材質 Material	適用 Apply to	重量 Weight(g)
CT-0120-3	長鉤3 Long 3	SPCC	CT-0120-1	11.2
CS-0120-3	Long 3	SUS304	CS-0120-1	11.0
CT-0120-4	短鉤4 Short 4	SPCC	CT-0120-1	14.8
CS-0120-4	Short 4	SUS304	CS-0120-1	14.4

備註：若須參考其他鉤仔，請查閱67頁
If you need another type keeper, please refer to P67.

CS-111
CT-11101W
CT-111



行程 (Spring compression: 1.5~4)

特徵

- 兩邊有不銹鋼彈簧，具有迫緊式功能。
- 耐腐蝕性，耐藥品性。
- 有直角鉤及平面鉤可選擇搭配。

FEATURES

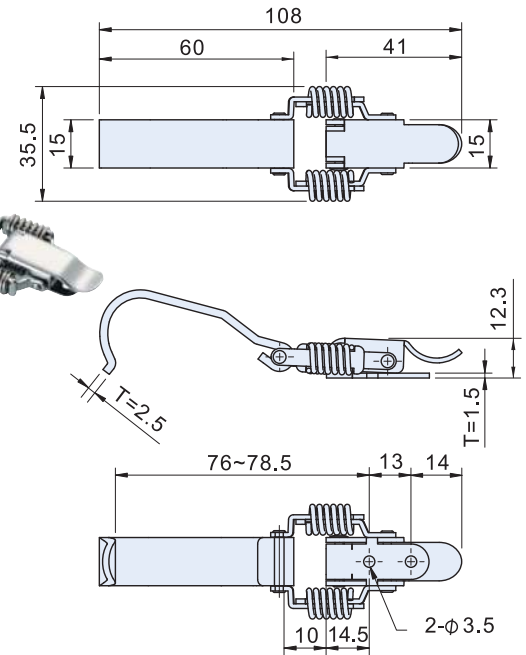
- 2 springs provide strong and average compression force.
- Corrosion resistance.
- The option are vertical keeper and horizontal keeper to be selected.

SPECIFICATIONS:

Unit:mm

產品編號 Item No.	材質 Material	表面處理 Finish	引張荷重 Load capacity (kg)	重量 Weight(g)
CS-111	SUS304	震動亮面 Vibration ground	17	30
CT-11101W	SPCC	鍍鋅 Zinc plated		30
CT-111		材料本質 Natural		29.2

CS-112



行程 (Spring compression: 1.5~4)

SPECIFICATIONS:

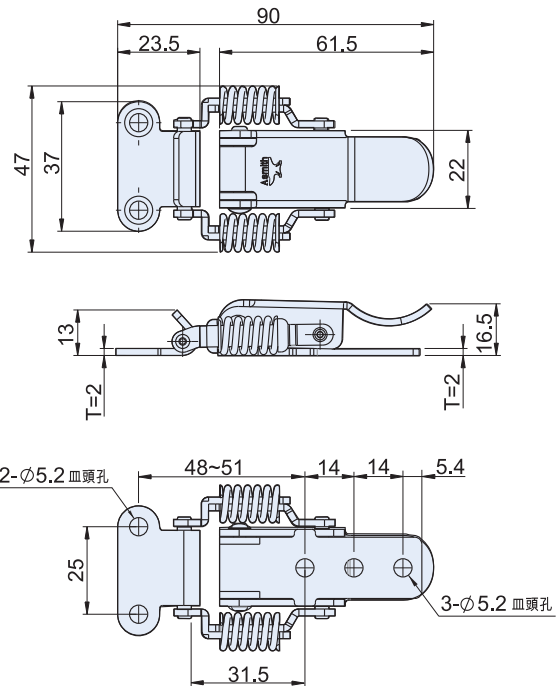
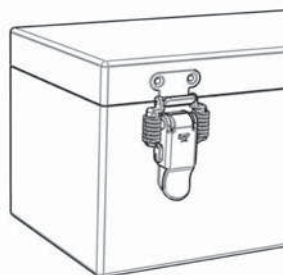
Unit:mm

產品編號 Item No.	材質 Material	表面處理 Finish	引張荷重 Load capacity (kg)	重量 Weight(g)
CS-112	SUS304	震動亮面 Vibration ground	17	57

CS-1120



使用例
Example of application



行程 (Spring compression : 1~4)

特徵

- 內裝強力彈力簧，適合用於振動設備。
- 可透過彈簧作用進行緊固。

FEATURES

- A powerful spring is built in so it's suitable for vibration equipment.
- It can be tightened with spring.

SPECIFICATIONS:

Unit:mm

產品編號 Item No.	材質 Material	表面處理 Finish	拉伸距離 \ 引張荷重 Extension Length \ Compression Force				重量 Weight (g)
			1 mm	2 mm	3 mm	4 mm	
CS-1120	SUS304	震動亮面 Vibration ground	22 kgf	27 kgf	32.5 kgf	38 kgf	88
CT-1120	SPCC	鍍鋅 Zinc Plated	28 kgf	36 kgf	41 kgf	47 kgf	88

CS-0412
CT-0412

迫緊搭扣 Draw Latch
(Spring Loaded Type)

SUS304

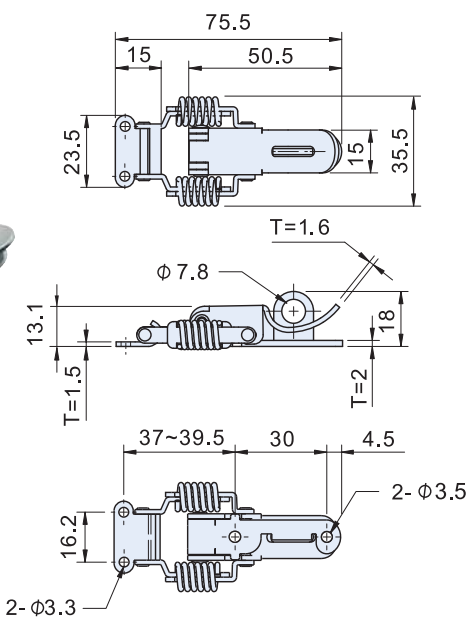


CT-2510
CT-4110

迫緊搭扣 Draw Latch
(Spring Loaded Type)

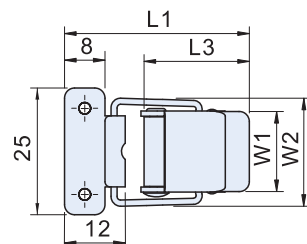


CS-0412
CT-0412

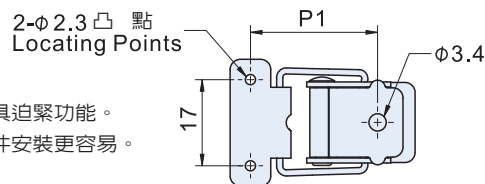
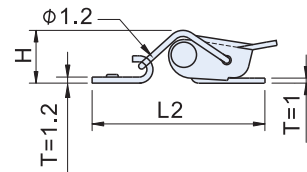


行程 (Spring compression:1.5~4)

CT-2510



CT-4110



特徵

- 彈性鋼弧形鉤環具迫緊功能。
- 兩定位凸點使零件安裝更容易。

FEATURES

- Piano wire latch spring provides good compression force.
- Two locating points provide easy location when installed.

SPECIFICATIONS:

Unit:mm

產品編號 Item No.	材質 Material	表面處理 Finish	引張荷重 Load capacity (kg)	重量 Weight(g)
CT-0412	SPCC	鍍鋅 Zinc plated	17	42.5
CS-0412	SUS304	震動亮面 Vibration ground		

SPECIFICATIONS:

Unit:mm

產品編號 Item No.	材質 Material	尺寸 Dimensions							表面處理 Finish	引張荷重 Load capacity (kg)	重量 Weight(g)
		L1	L2	L3	P1	W1	W2	H			
CT-2510	SPCC	36.5	34.5	21	25.2	16	20	9.5	材料本質 Natural	15	10.8
CT-4110	SPCC	31.5	29.5	17	21.7	14	19.5	9	材料本質 Natural	15	8.8

CS-1113
CT-11130W

迫緊搭扣 Draw Latch
(Spring Loaded Type)

SUS304



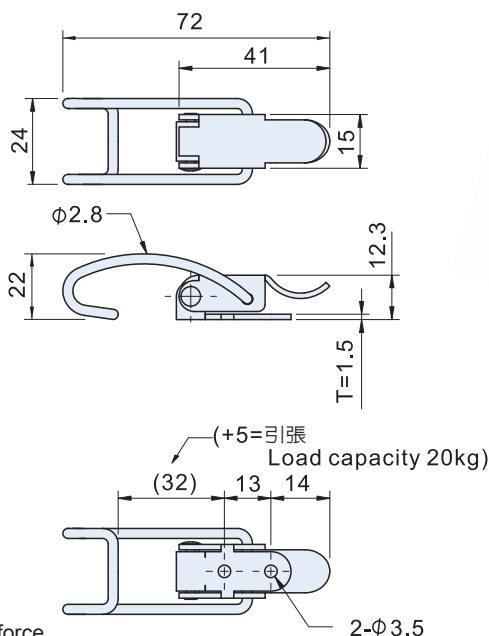
CS-0413

迫緊搭扣 Draw Latch
(Spring Loaded Type)

SUS304



CS-1113
CT-11130W



特徵

- 具有迫緊式之功能。
- 適用CS-22-2鉤子。

FEATURES

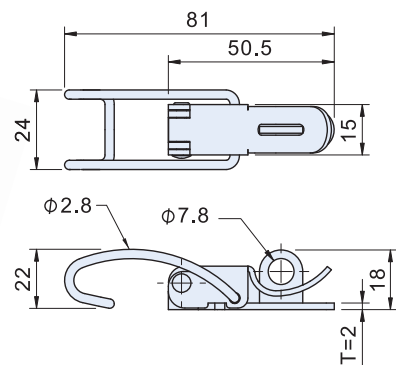
- Provide compression force.

SPECIFICATIONS:

Unit:mm

產品編號 Item No.	材質 Material	表面處理 Finish	引張荷重 Load capacity (kg)	重量 Weight(g)
CS-1113	SUS304	震動亮面 Vibration ground	20	25
CT-11130W	SPCC	鍍鋅 Zinc plated		24.4

CS-0413



特徵

- 具有迫緊式之功能。
- 可掛鋼掛鎖。
- 適用CS-22-2鉤子。

FEATURES

- Provide compression force.
- Standard lock hole.

SPECIFICATIONS:

Unit:mm

產品編號 Item No.	材質 Material	表面處理 Finish	引張荷重 Load capacity (kg)	重量 Weight(g)
CS-0413	SUS304	震動亮面 Vibration ground	20	34

CS-22
CT-22

迫緊搭扣 *Draw Latch*
(Spring Loaded Type)

SUS304



CT-0810

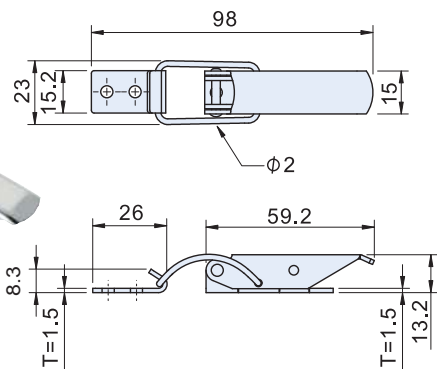
迫緊搭扣

Draw Latch
(Spring Loaded Type)

RoHS



CS-22
CT-22



特徵

- 具有迫緊式功能。
- 有直角鉤及平面鉤可選擇搭配。

FEATURES

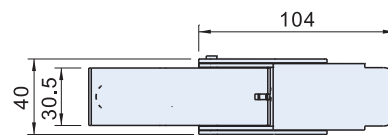
- Corrosion resistance.
- Provide compression force.
- The option are vertical keeper and horizontal keeper to been selected.

SPECIFICATIONS:

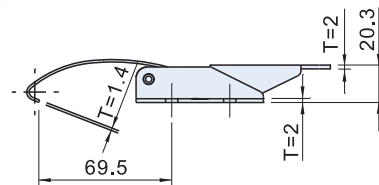
Unit:mm

產品編號 Item No.	材質 Material	表面處理 Finish	引張荷重 Load capacity (kg)	重量 Weight(g)
CS-22	SUS304	震動亮面 Vibration ground	25	38
CT-22	SPCC	鍍鋅 Zinc plated		30

CT-0810



CT-0810B



特徵

- 鉤體彈性，有迫緊功能。

FEATURES

- Elastic hook.
- Provide compression force.

SPECIFICATIONS:

Unit:mm

產品編號 Item No.	材質 Material	表面處理 Finish	引張荷重 Load capacity(kg)	重量 Weight(g)
CT-0810	SPCC	鍍鋅 Zinc Plated	120	195
CT-0810B		黑色 Black		196

CS-04007

迫緊搭扣 *Draw Latch*
(Spring Loaded Type)

SUS304



CS-29000

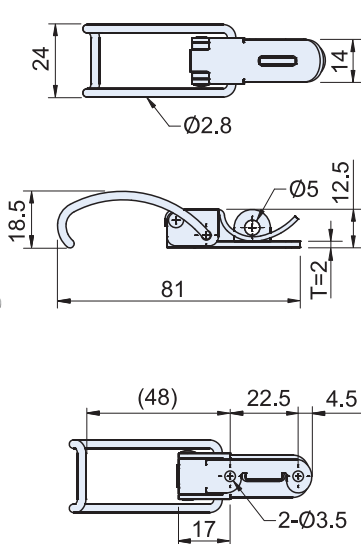
迫緊搭扣

Draw Latch
(Spring Loaded Type)

SUS304



CS-04007



特徵

- 具有迫緊式之功能。
- 可掛銅掛鎖。
- 適用CS-22-2鉤子。

FEATURES

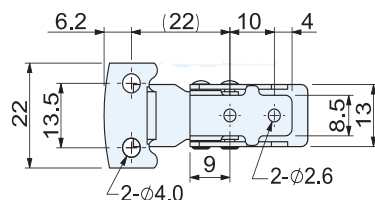
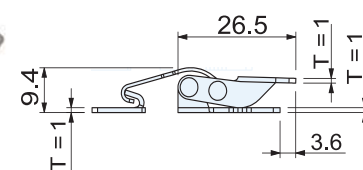
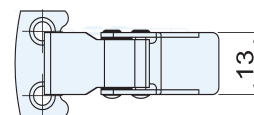
- Provide compression force.
- Standard lock hole.

SPECIFICATIONS:

Unit:mm

產品編號 Item No.	材質 Material	表面處理 Finish	引張荷重 Load capacity (kg)	重量 Weight(g)
CS-04007	SUS304	震動亮面 Vibration ground	20	43

CS-29000



特徵

- 具有迫緊式之功能。耐腐蝕性，耐藥品性。

FEATURES

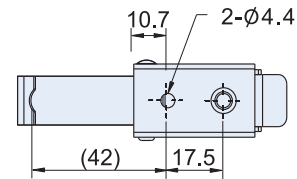
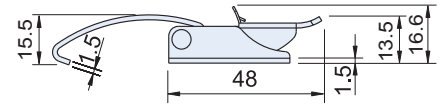
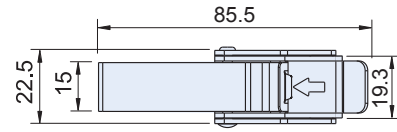
- Provide compression force.

SPECIFICATIONS:

Unit:mm

產品編號 Item No.	材質 Material	表面處理 Finish	重量 Weight(g)
CS-29000	SUS304	震動亮面 Vibration ground	10

CS-08302
CT-08302



特徵

輔助鎖扣提供額外防護。

- 嚴重振動。
- 意外開啓。
- 衝擊載荷。

FEATURES

Make use of assistance latches and locks to do an additional protection.

- seriously vibrated.
- suddenly opened.
- Loading huge capacity.

SPECIFICATIONS

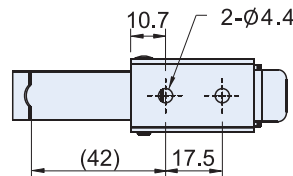
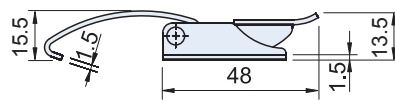
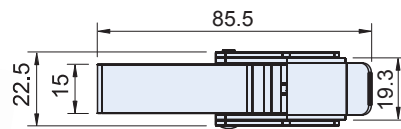
Unit:mm

產品編號 Item No.	主體 Body		扣勾 Hook		彈片 Lock		引張荷重 Load capacity(kg)	重量 weight(g)
	材質 Material	表面處理 Finish	材質 Material	表面處理 Finish	材質 Material	表面處理 Finish		
CS-08302	SUS304	震動亮面 Vibration ground	SUS420	震動亮面+透明漆 Vibration ground + coating	SUS301	震動亮面 Vibration ground	2mm=50kg	43
CT-08302	SPCC	鍍鋅 Zinc plated	SPCC	鍍鋅 Zinc plated				2mm=50kg

CS 08300
CT-08300

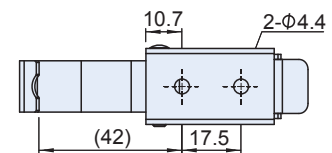
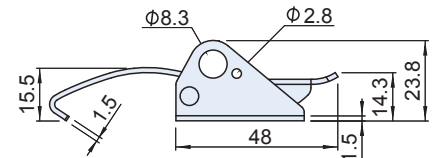
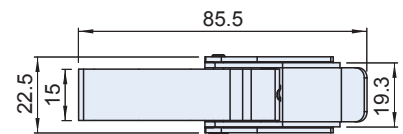


CS-08300
CT-08300



CS-08303

CS-08303

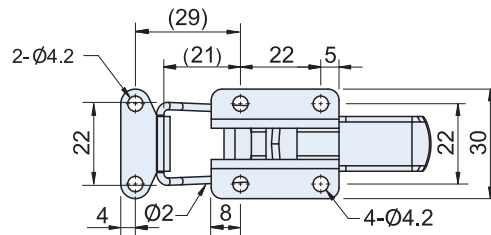
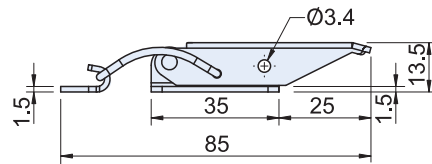
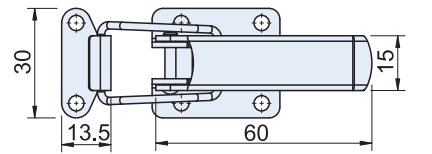


SPECIFICATIONS

Unit:mm

產品編號 Item No.	主體 Body		扣勾 Hook		引張荷重 Load capacity(kg)	重量 weight(g)
	材質 Material	表面處理 Finish	材質 Material	表面處理 Finish		
CS-08300	SUS304	震動亮面 Vibration ground	SUS420	震動亮面+透明漆 Vibration ground + coating	2mm=50kg	43
CT-08300	SPCC	鍍鋅 Zinc plated	SPCC	鍍鋅 Zinc plated	2mm=50kg	44
CS-08303	SUS304	震動亮面 Vibration ground	SUS420	震動亮面+透明漆 Vibration ground + coating	2mm=50kg	50.6

CS-27100-A
CT-27100-W



特徵

- 具有迫緊式之功能。

FEATURES

- Provide compression force.

SPECIFICATIONS

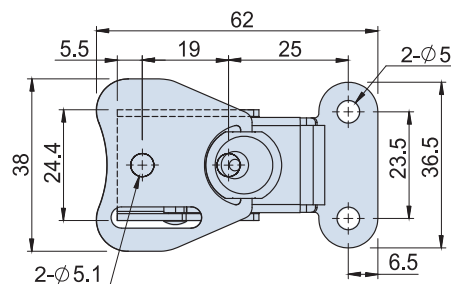
Unit:mm

產品編號 Item No.	材質 Material	表面處理 Finish	引張荷重 Load capacity (kg)	重量 (g) Weight
CS-27100-A	SUS304	震動亮面 Vibration ground	30	42.7
CT-27100-W	SPCC	鍍鋅 Zinc plated		41.6

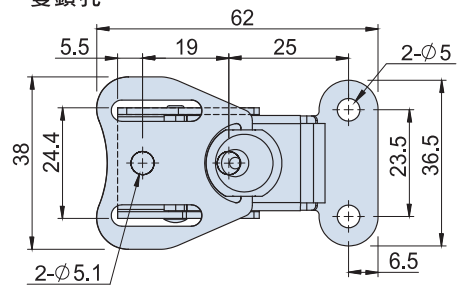
CT-26227
單鎖孔



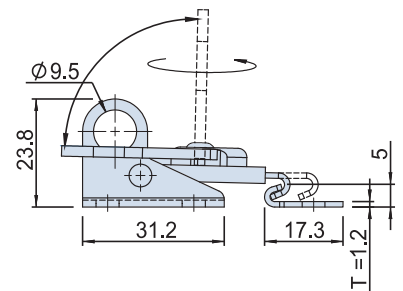
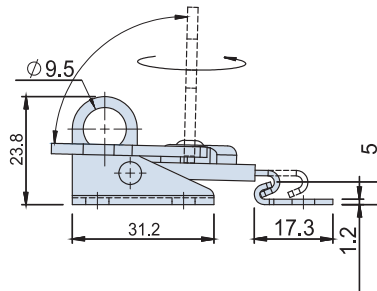
CT-26227
單鎖孔



CS-26228
雙鎖孔



CS-26228
雙鎖孔



特徵與用途

- 順時針旋轉拉緊後，施柄蓋平(閉鎖狀)，不易因振動而鬆開。
- 適用專業儀表、儀器、音響用機箱櫃、檢測儀器箱框。

FEATURES AND APPLICATIONS

- Cover of rotator handle is parallelism after revolving to tense and it doesn't loosen easily at vibration.
- Used for professional instrument、equiternent、cabinet of stereo and testing machines.

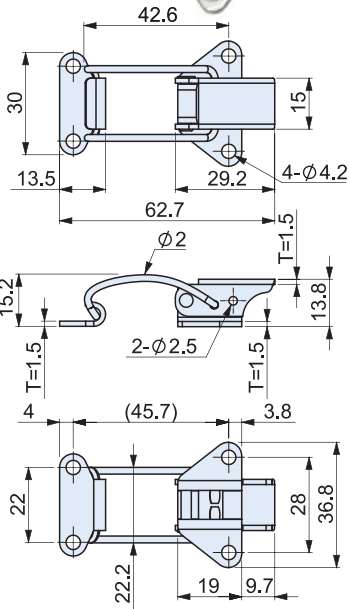
SPECIFICATIONS

Unit:mm

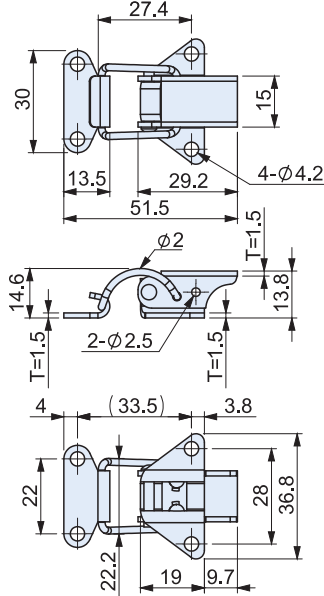
產品編號 Item No.	材質 Material	表面處理 Finish	引張荷重 Load capacity (kg)	重量 Weight (g)
CS-26228	SUS304	震動亮面 Vibration ground	30	54
CT-26227	SPCC	鍍鋅 Zinc plated		



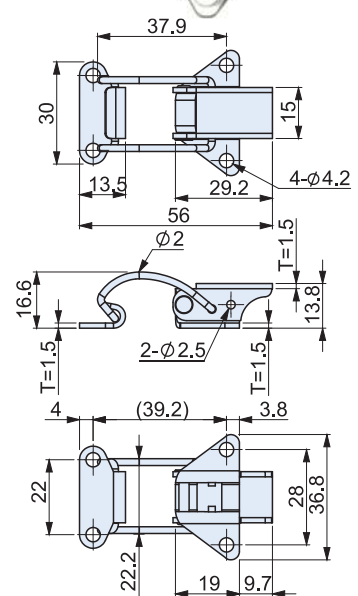
CS-1014
CT-1014



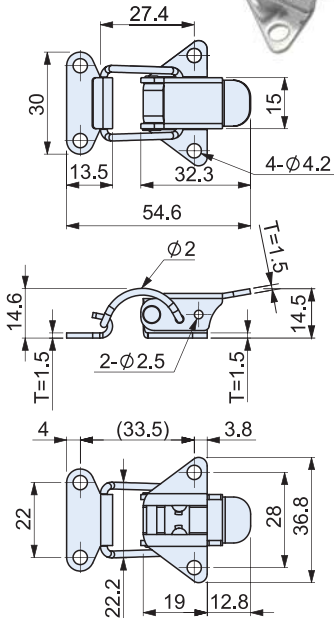
CS-1015
CT-1015



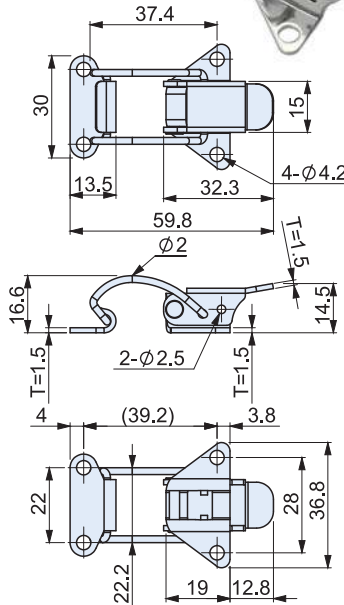
CS-1016
CT-1016



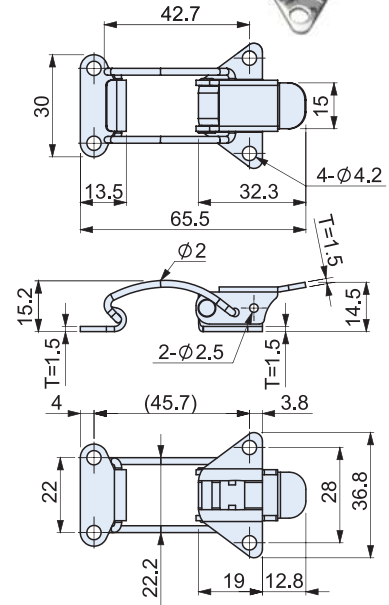
CS-10103
CT-10103



CS-10104
CT-10104



CS-10105
CT-10105



SPECIFICATIONS:

Unit:mm

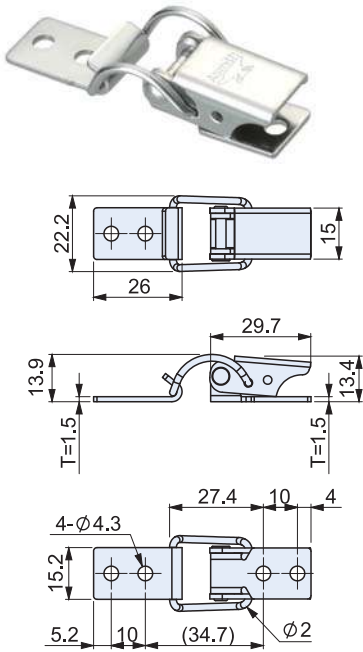
產品編號 Item No.	材質 Material	表面處理 Finish	引張荷重 Load capacity (kg)	重量 Weight(g)
CS-1014	SUS304	震動亮面 Vibration ground	22	20
CS-1015			21	24
CS-1016			20	20
CS-10103			21	23.9
CS-10104			20	20
CS-10105			22	20

SPECIFICATIONS:

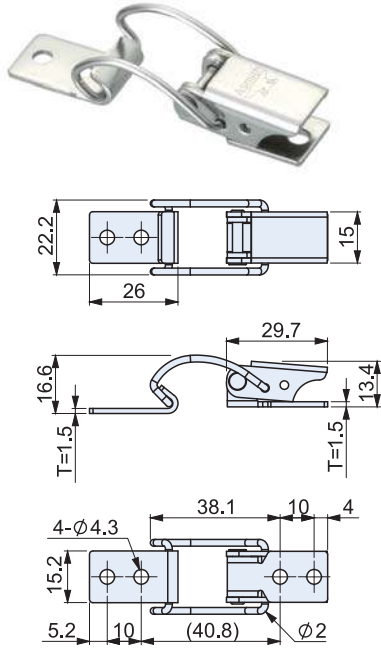
Unit:mm

產品編號 Item No.	材質 Material	表面處理 Finish	引張荷重 Load capacity (kg)	重量 Weight(g)
CT-1014	SPCC	鍍鋅 Zinc plated	22	19
CT-1015				23.4
CT-1016				19
CT-10103				23.3
CT-10104				19
CT-10105				19

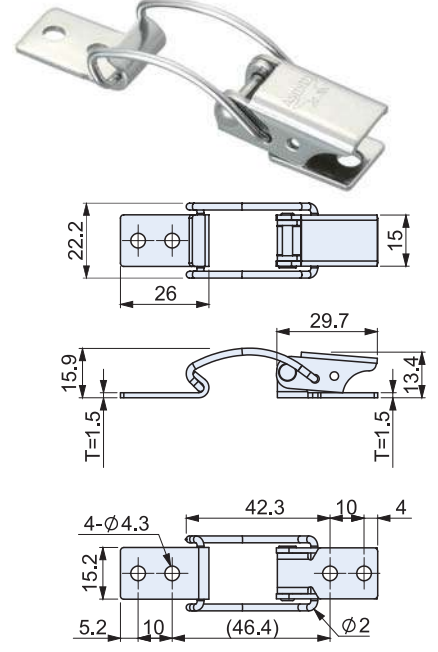
CS-19100
CT-19100



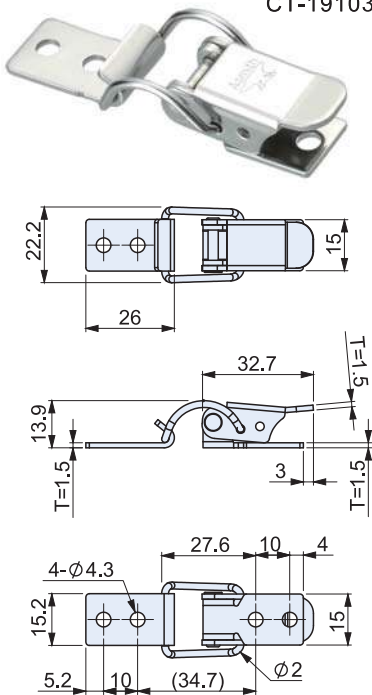
CS-19101
CT-19101



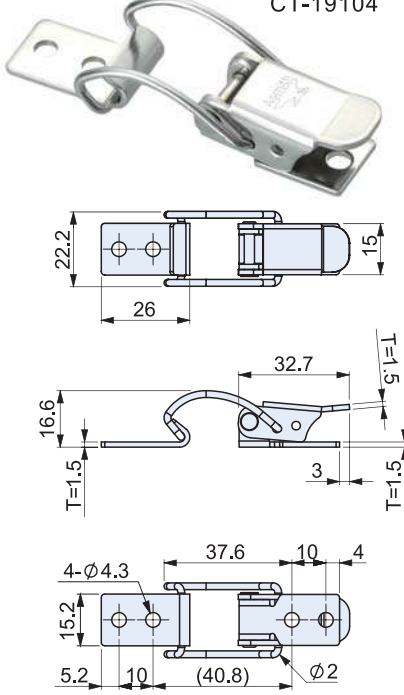
CS-19102
CT-19102



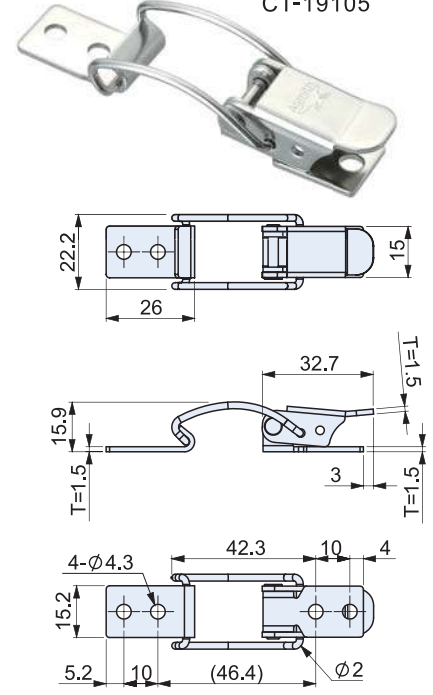
CS-19103
CT-19103



CS-19104
CT-19104



CS-19105
CT-19105



SPECIFICATIONS:

Unit:mm

產品編號 Item No.	材質 Material	表面處理 Finish	引張荷重 Load capacity (kg)	重量 Weight(g)
CS-19100	SUS304	震動亮面 Vibration ground	22	23.5
CS-19101			21	18.6
CS-19102			20	18.6
CS-19103			21	23.4
CS-19104			20	18.5
CS-19105			22	18.5

SPECIFICATIONS:

Unit:mm

產品編號 Item No.	材質 Material	表面處理 Finish	引張荷重 Load capacity (kg)	重量 Weight(g)
CT-19100	SPCC	鍍鋅 Zinc plated	22	22.9
CT-19101				18.2
CT-19102				18.2
CT-19103				22.8
CT-19104				18.1
CT-19105				18.1

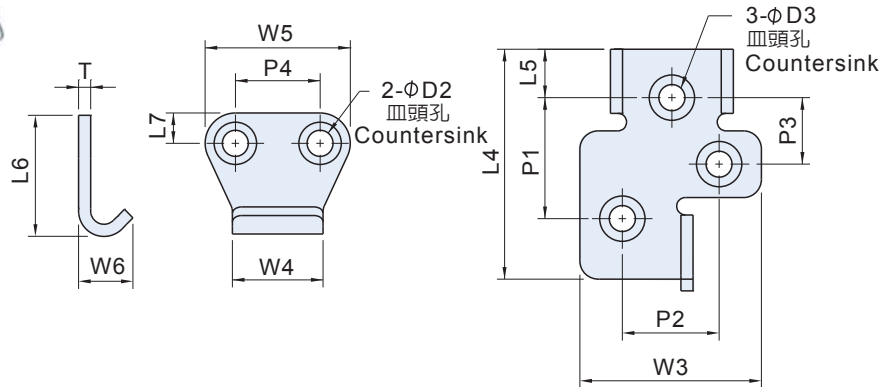
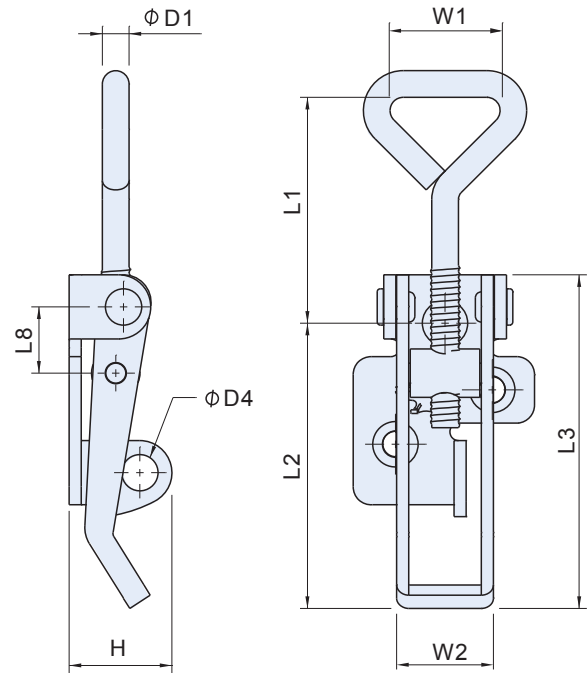
CS-0230 (大,BIG)
CT-0230 (大,BIG)



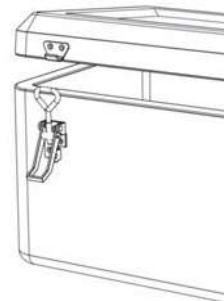
CS-0220 (中,MEDIUM)
CT-0220 (中,MEDIUM)



CS-0210 (小,SMALL)
CT-0210 (小,SMALL)



使用例
Example of application



材質與表面處理

- 鐵(SPCC), 鍍鋅。
- 不銹鋼(SUS304), 震動亮面。

MATERIAL AND FINISH

- Cold-rolled Steel (SPCC), Zinc plated.
- Stainless steel (SUS304), Vibration ground.

特徵

- 鉤環能依螺牙正反轉, 調整適當鬆緊迫緊物件。

FEATURES

- Adjustable latch rod, user can adjust the suitable compression force.
- Lock Hole.

SPECIFICATIONS:

Unit:mm

產品編號 Item No.	材質 Material	尺寸 Dimensions																								引張荷重 Load capacity (kg)	重量 Weight (g)
		L1	L2	L3	L4	L5	L6	L7	L8	W1	W2	W3	W4	W5	W6	H	P1	P2	P3	P4	D1	D2	D3	D4	T		
CS-0210	SUS304	35~42	47	55	38	8	20	5	11	18.2	16	30	15	24	10.6	17	20	16	11	14	4.4	4.3	4.3	6.0	2	65	51.2
CT-0210	SPCC																									70	
CS-0220	SUS304	50~65	53	67	50	14	22	6	12	21.4	20	32	17	30	13.3	19	27	18	11	17	5.3	5.3	5.3	6.0	2.5	85	96.2
CT-0220	SPCC																									80	
CS-0230	SUS304	54~70	85	98	61	12	29	7.5	15	34	30	40	22	45	17	24.5	36	22	19	22	7.0	5.3	5.3	10	3	95	209.8
CT-0230	SPCC																									90	

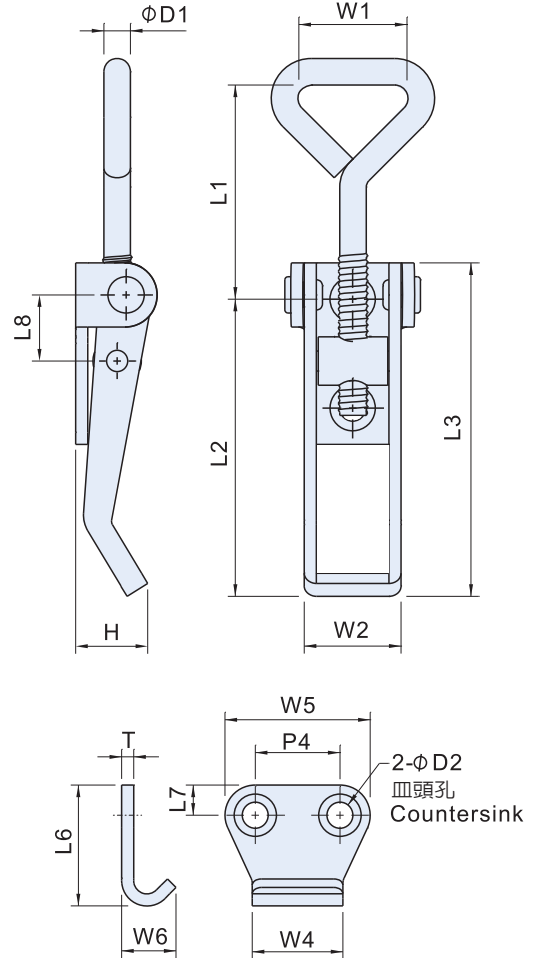
CS-0232 (大,BIG)
CT-0232 (大,BIG)



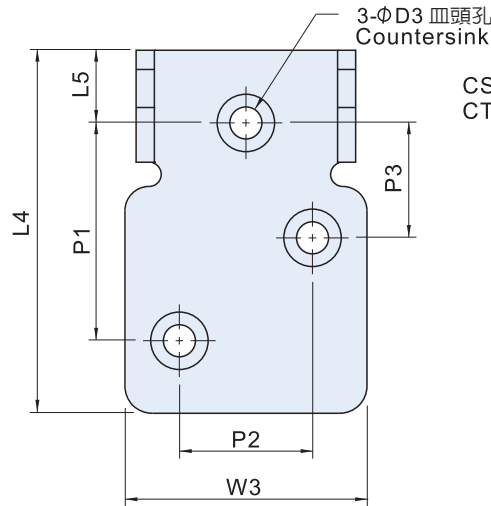
CS-0222 (中,MEDIUM)
CT-0222 (中,MEDIUM)



CS-0212 (小,SMALL)
CT-0212 (小,SMALL)

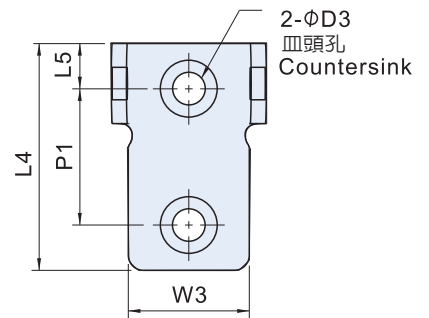


CS-0232 (大)
CT-0232 (大)



CS-0212 (小)
CT-0212 (小)

CS-0222 (中)
CT-0222 (中)



材質與表面處理

- 鐵(SPCC), 鍍鋅。
- 不銹鋼(SUS304), 震動亮面。

特徵

- 鉤環能依螺牙正反轉, 調整適當鬆緊迫緊物件。

MATERIAL AND FINISH

- Cold-rolled Steel (SPCC), Zinc plated.
- Stainless steel (SUS304), Vibration ground.

FEATURES

- Adjustable latch rod, user can adjust the suitable compression force.
- Non-Lock Hole.

SPECIFICATIONS:

Unit:mm

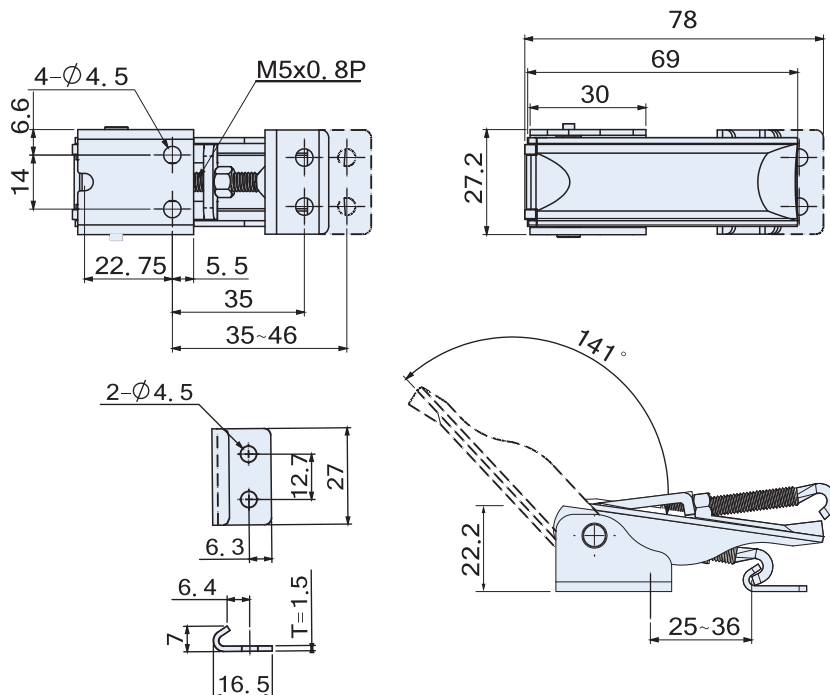
產品編號 Item No.	材質 Material	尺寸 Dimensions																				引張荷重 Load capacity (kg)	重量 Weight (g)			
		L1	L2	L3	L4	L5	L6	L7	L8	W1	W2	W3	W4	W5	W6	H	P1	P2	P3	P4	D1			D2	D3	T
CS-0212	SUS304	35~42	49	55	30	6	20	5	11	18.2	16	16	15	24	10.6	11.8	18	/	/	14	4.4	4.3	4.3	2	65	45
CT-0212	SPCC																								70	
CS-0222	SUS304	50~65	53	67	42	14	22	6	12	21.4	20	25	17	30	13.3	16.4	17	/	/	17	5.3	5.3	5.3	2.5	85	86.8
CT-0222	SPCC																								80	
CS-0232	SUS304	54~70	86	98	60	12	29	7.5	15	34	30	40	22	45	17	19.4	36	22	19	22	7.0	5.3	5.3	3	95	208.4
CT-0232	SPCC																								90	

CS-21207 Series 調整搭扣 *Draw Latch (Adjustable Type)*
CT-21207

SUS304



CT-21207



材質與表面處理

- 鐵(SPCC), 鍍鋅。
- 不銹鋼(SUS304), 震動亮面。

特徵

- 調整鉤能依螺牙正反轉, 調整適當鬆緊迫緊物件。

MATERIAL AND FINISH

- Steel(SPCC), Zinc plated.
- Stainless steel(SUS304), Vibration ground.

FEATURES

- The adjustable latch rod can depend on the spiral tooth to be reversing, to adjust the suitable compression force.

SPECIFICATIONS:

Unit: mm

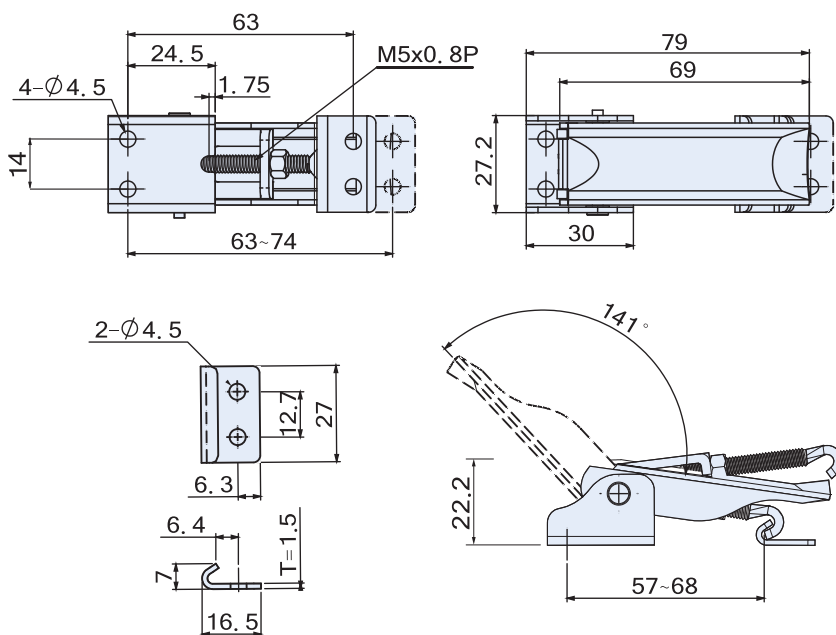
產品編號 Item No.	材質 Material	引張荷重 Load capacity(kg)	重量 Weight(g)
CT-21207	SPCC	80	80
CS-21207	SUS304	70	80

CS-21217 Series 調整搭扣 *Draw Latch (Adjustable Type)*
CT-21217

SUS304



CT-21217



材質與表面處理

- 鐵(SPCC), 鍍鋅。
- 不銹鋼(SUS304), 震動亮面。

特徵

- 調整鉤能依螺牙正反轉, 調整適當鬆緊迫緊物件。

MATERIAL AND FINISH

- Steel(SPCC), Zinc plated.
- Stainless steel(SUS304), Vibration ground.

FEATURES

- The adjustable latch rod can depend on the spiral tooth to be reversing, to adjust the suitable compression force.

SPECIFICATIONS:

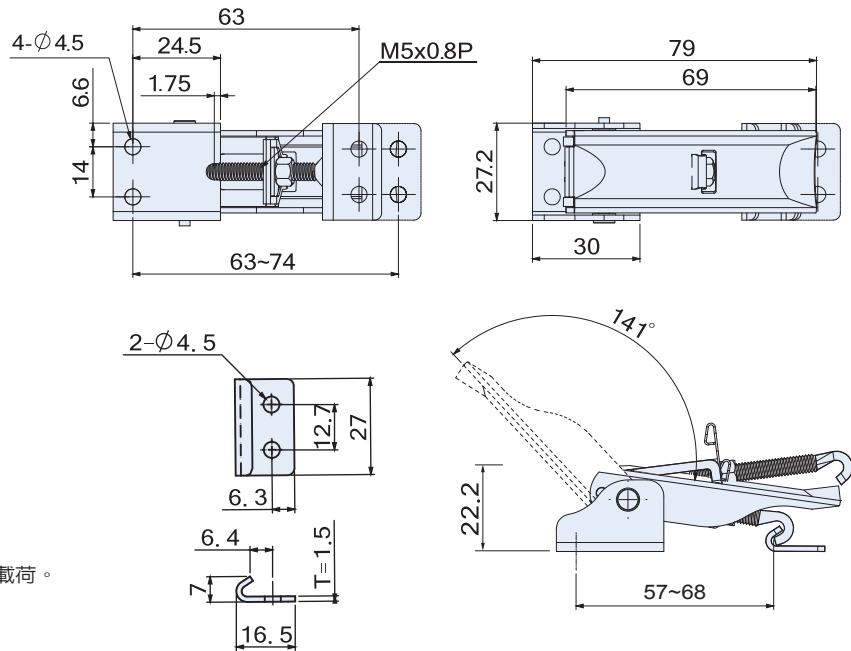
Unit: mm

產品編號 Item No.	材質 Material	引張荷重 Load capacity(kg)	重量 Weight(g)
CT-21217	SPCC	80	80
CS-21217	SUS304	70	80

CS-21227 Series 調整搭扣 Draw Latch (Adjustable Type)
CT-21227



CT-21227



材質與表面處理

- 鐵(SPCC), 鍍鋅。
- 不銹鋼(SUS304), 震動亮面。

特徵

- 調整鉤能依螺牙正反轉, 調整適當鬆緊迫緊物件。
- 輔助鎖扣提供額外防護: 嚴重振動、意外開啓、衝擊載荷。

MATERIAL AND FINISH

- Steel(SPCC), Zinc plated.
- Stainless steel(SUS304), Vibration ground.

FEATURES

- The adjustable latch rod can depend on the spiral tooth to be reversing, to adjust the suitable compression force.
- Make use of assistance latches and locks to do an additional protection: seriously vibrated、suddenly opened、Loading huge capacity.

SPECIFICATIONS:

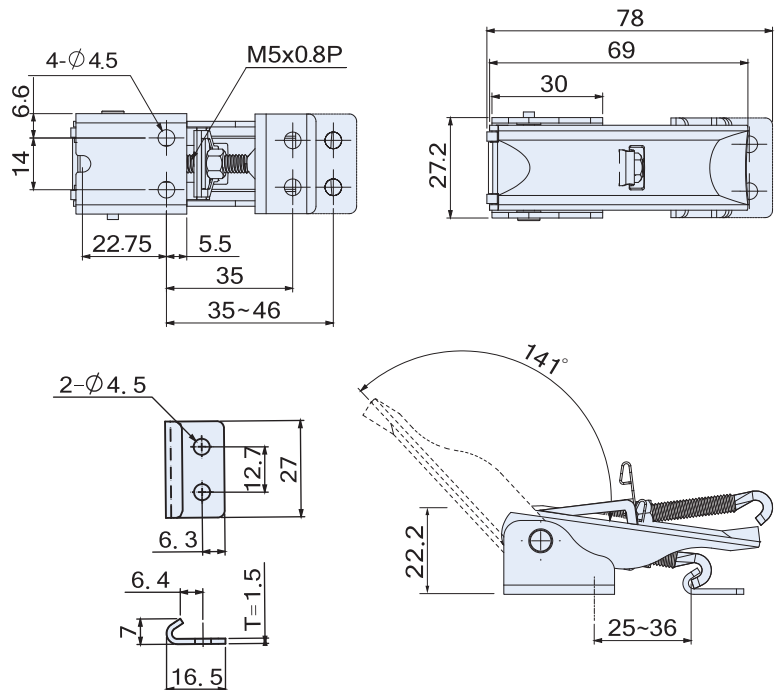
Unit: mm

產品編號 Item No.	材質 Material	引張荷重 Load capacity(kg)	重量 Weight(g)
CT-21227	SPCC	80	80
CS-21227	SUS304	70	80

CS-21237 Series 調整搭扣 Draw Latch (Adjustable Type)
CT-21237



CT-21237



材質與表面處理

- 鐵(SPCC), 鍍鋅。
- 不銹鋼(SUS304), 震動亮面。

特徵

- 調整鉤能依螺牙正反轉, 調整適當鬆緊迫緊物件。
- 輔助鎖扣提供額外防護: 嚴重振動、意外開啓、衝擊載荷。

MATERIAL AND FINISH

- Steel(SPCC), Zinc plated.
- Stainless steel(SUS304), Vibration ground.

FEATURES

- The adjustable latch rod can depend on the spiral tooth to be reversing, to adjust the suitable compression force.
- Make use of assistance latches and locks to do an additional protection: seriously vibrated、suddenly opened、Loading huge capacity.

SPECIFICATIONS:

Unit: mm

產品編號 Item No.	材質 Material	引張荷重 Load capacity(kg)	重量 Weight(g)
CT-21237	SPCC	80	80
CS-21237	SUS304	70	80

CT-07 Series 調整搭扣 Draw Latch (Adjustable Type)

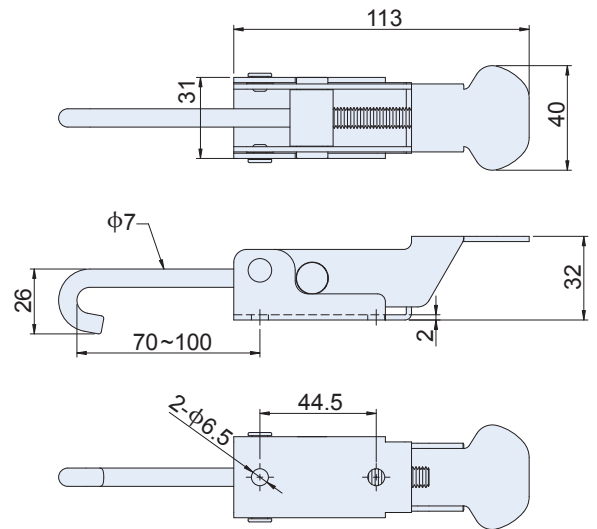
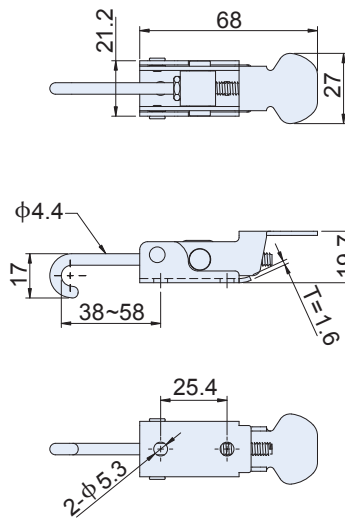



CT-0710

CT-0720

CT-0710

CT-0720



使用例 Example of application



特徵

- 鉤體長短可調整，用途廣泛。在鉤體調整至適當鬆緊，固定螺帽鎖緊後再內附彈性片，可防螺帽鬆脫的功能。

FEATURES

- Adjustable latch rod, user can adjust the suitable compression force.
- Inside added elastic washer to effect locked washe.

SPECIFICATIONS:

Unit:mm

產品編號 Item No.	材質 Material	表面處理 Finish	引張荷重 Load capacity (kg)	重量 Weight (g)
CT-0710	SPCC	鍍鋅 Zinc plated	70	66.5
CT-0720	SPCC	鍍鋅 Zinc plated	100	216

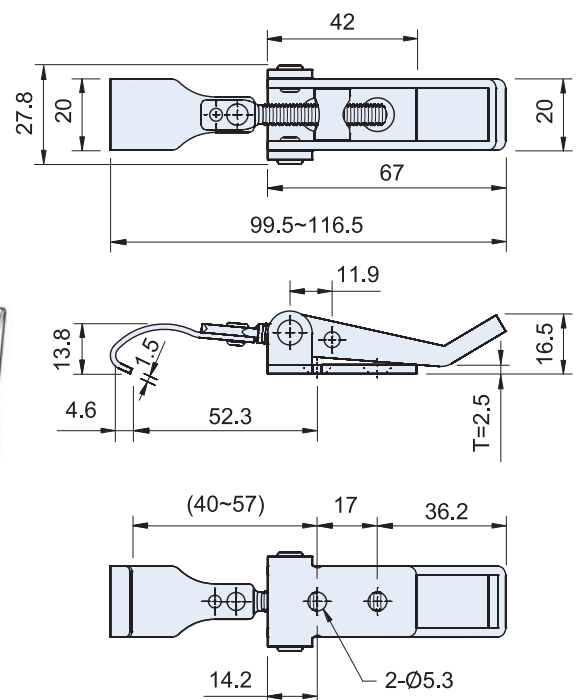
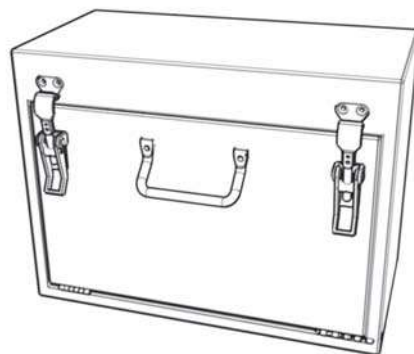
CT-02221-W-1 調整搭扣 Draw Latch (Adjustable Type)



CT-02221-W-1



使用例
Example of application



材質與表面處理

- 鐵(SPCC)，鍍鋅。

特徵

- 鉤環能依螺牙正反轉，調整適當鬆緊迫緊物件。

MATERIAL AND FINISH

- Steel (SPCC), Zinc plated.

FEATURES

- Adjustable latch rod, user can adjust the suitable compression force.

SPECIFICATIONS:

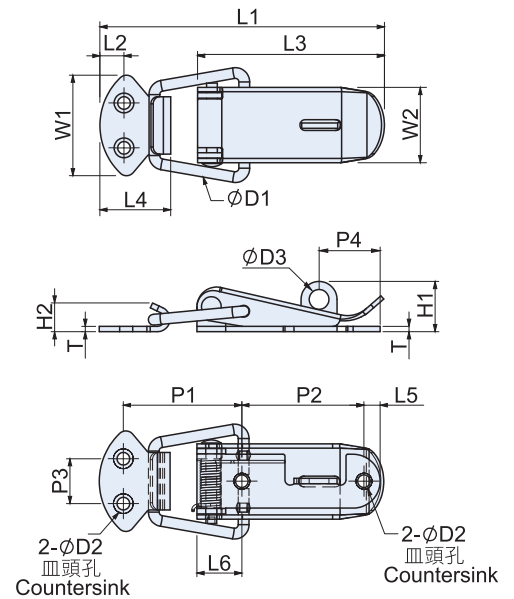
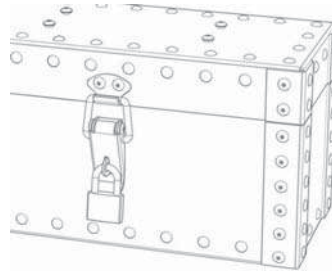
Unit:mm

產品編號 Item No.	引張荷重 Load capacity (kg)	重量 Weight (g)
CT-02221-W-1	40	72.3

CS-0322
CS-0312



使用例
Example of application



特徵

- 內附彈簧：掀把開啓後會自動彈回，預防工安產生。

FEATURES

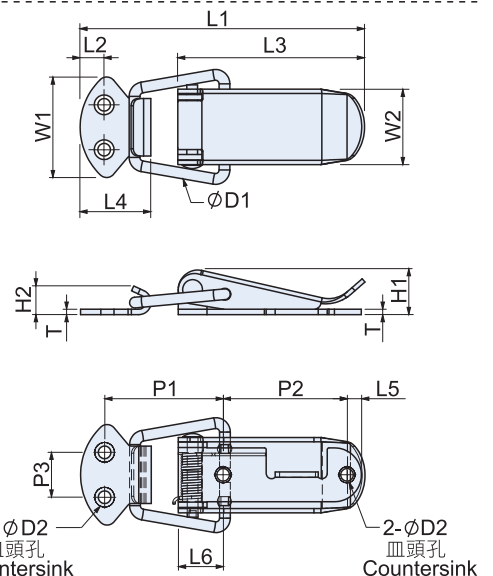
- Concerning about the industrial safety and to prevent from the accident, the lever will be back mildly and automatically when it is open.

SPECIFICATION:

產品編號 Item no.	材質 Material	表面處理 Finish	尺寸 Dimensions																	引張荷重 Loading Capacity(kg)	重量 Weight (g)	
			L1	L2	L3	L4	L5	L6	W1	W2	H1	H2	P1	P2	P3	P4	D1	D2	D3			T
CS-0312	SUS304	震動亮面 Vibration ground	65	6	41	16	5.5	12.5	23	16	11.5	7	30	22	9.5	15.5	3.0	3.5	5	1	10	18
CT-0312	SPCC	鍍鎳 Nickel plated																				
CS-0322	SUS304	震動亮面 Vibration ground	79.2	6.7	52	19.7	4.5	12.4	28	21	14	8	33	34	12.5	17	3.0	3.5	5.5	1.5	15	36
CT-0322	SPCC	鍍鎳 Nickel plated																				

Unit: mm

CS-0320
CS-0313



特徵

- 內附彈簧：掀把開啓後會自動彈回，預防工安產生。

FEATURES

- Concerning about the industrial safety and to prevent from the accident, the lever will be back mildly and automatically when it is open.

SPECIFICATION:

產品編號 Item no.	材質 Material	表面處理 Finish	尺寸 Dimensions																	引張荷重 Loading Capacity(kg)	重量 Weight (g)
			L1	L2	L3	L4	L5	L6	W1	W2	H1	H2	P1	P2	P3	D1	D2	T			
CS-0313	SUS304	震動亮面 Vibration ground	65	6	41	16	3.5	12.5	23	16	9.8	7	30	24	9.5	3.0	3.5	1	10	17.6	
CT-0313	SPCC	鍍鎳 Nickel plated																			
CS-0320	SUS304	震動亮面 Vibration ground	79.2	6.7	52	19.7	4	12.4	28	21	12.4	8	33	34.5	12.5	3.0	3.5	1.5	15	35.6	
CT-0320	SPCC	鍍鎳 Nickel plated																			

Unit: mm

CS-06207
CT-06207

線環搭扣 Line Latch

SUS304



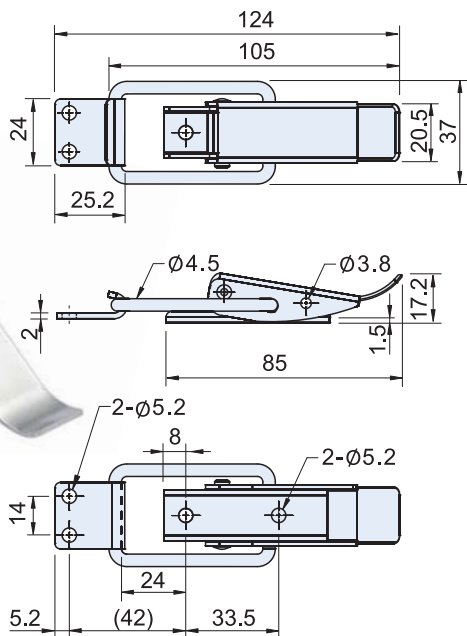
CS-00207
CT-00207

線環搭扣 Line Latch

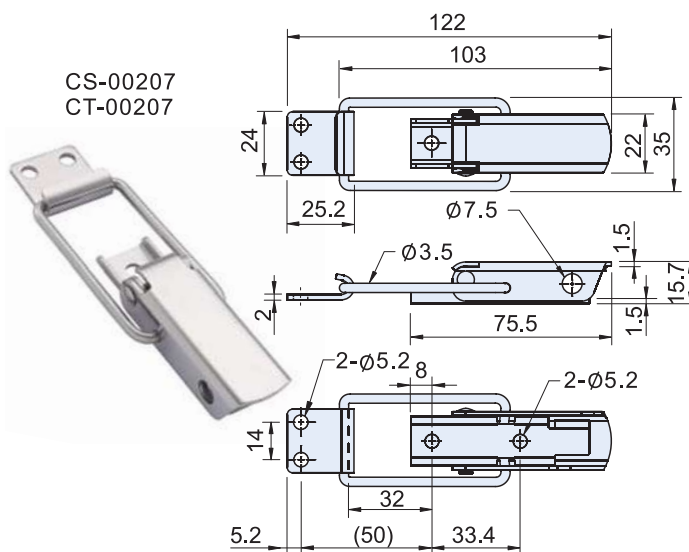
SUS304



CS-06207
CT-06207



CS-00207
CT-00207



SPECIFICATIONS:

Unit:mm

產品編號 Item No.	材質 Material	表面處理 Finish	引張荷重 Load capacity (kg)	重量 Weight(g)
CS-06207	SUS304	震動亮面 Vibration ground	0.6mm=70kg	69.2
CT-06207	SPCC	鍍鋅 Zinc plated	0.6mm=60kg	70

SPECIFICATIONS:

Unit:mm

產品編號 Item No.	材質 Material	表面處理 Finish	引張荷重 Load capacity (kg)	重量 Weight(g)
CS-00207	SUS304	震動亮面 Vibration ground	0.6mm=70kg	70.8
CT-00207	SPCC	鍍鋅 Zinc plated	0.6mm=60kg	71.6

CS-0410 CT-0410
CT-0411

線環搭扣 Line Latch

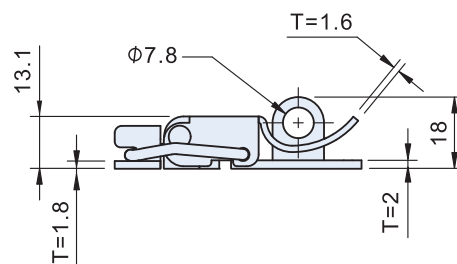
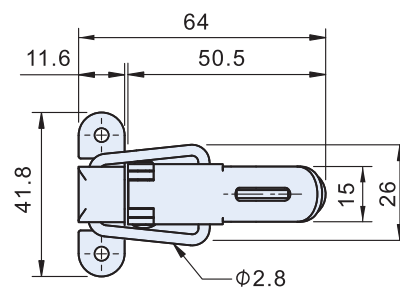
SUS304



CT-0410
CS-0410



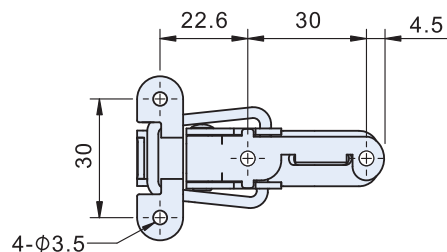
CT-0411



SPECIFICATIONS:

Unit:mm

產品編號 Item No.	材質 Material	表面處理 Finish	樣式區分 Type	引張荷重 Load capacity (kg)	重量 Weight (g)
CT-0411	SPCC	材料本質 Natural	無孔焊接式 Weld-on	20	36.8
CT-0410	SPCC	鍍鋅 Zinc plated	有孔固定式 Screw-on/Rivet-on		
CS-0410	SUS304	震動亮面 Vibration ground	有孔固定式 Screw-on/Rivet-on	30	



CS-66
C-66

線環搭扣 Line Latch

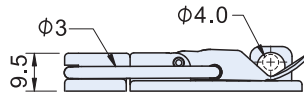
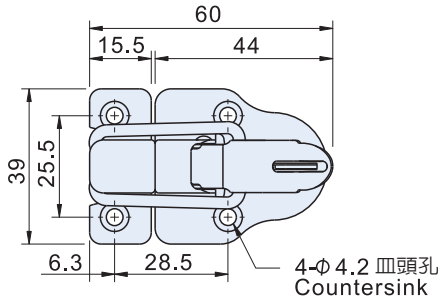


CS-67
C-67

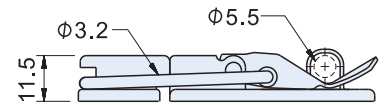
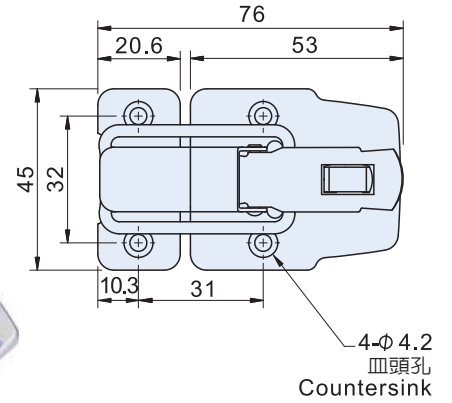
線環搭扣 Line Latch



CS-66, C-66



CS-67, C-67



SPECIFICATIONS:

Unit:mm

產品編號 Item No.	材質 Material	表面處理 Finish	T	引張荷重 Load capacity (kg)	重量 Weight (g)
CS-66	SUS430	震動亮面 Vibration ground	0.7	20	23
C-66	SPCC	鍍 鎳 Nickel plated	0.9		29

SPECIFICATIONS:

Unit:mm

產品編號 Item No.	材質 Material	表面處理 Finish	T	引張荷重 Load capacity (kg)	重量 Weight (g)
CS-67	SUS430	震動亮面 Vibration ground	0.9	30	35
C-67	SPCC	鍍 鎳 Nickel plated			43

C-121

線環搭扣 Line Latch

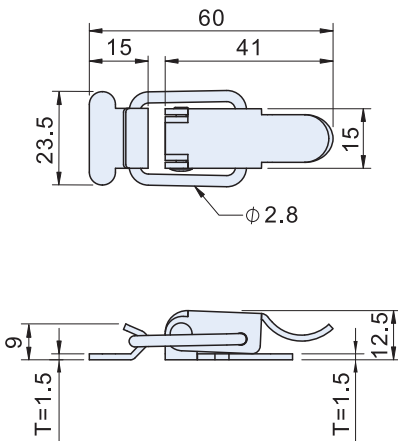


C-131

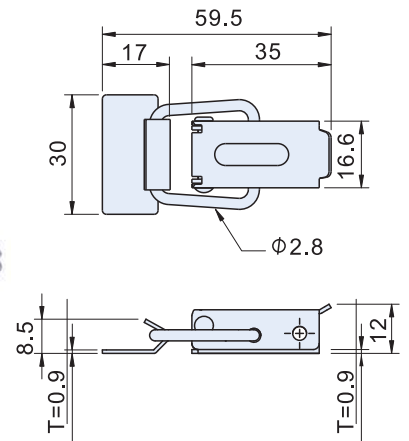
線環搭扣 Line Latch



C-121



C-131



特徵

- 扣緊時有凸點固定住。
- 點焊式。

FEATURES

- Built-in holding point provides extra holding force when latching.
- Weld-on Type.

SPECIFICATIONS:

Unit:mm

產品編號 Item No.	材質 Material	表面處理 Finish	重量 Weight(g)
C-121	SPCC	材料本質 Natural	25

SPECIFICATIONS:

Unit:mm

產品編號 Item No.	材質 Material	表面處理 Finish	引張荷重 Load capacity (kg)	重量 Weight(g)
C-131	SPCC	材料本質 Natural	25	22

CS-340 C-341
C-340

線環搭扣 Line Latch

SUS304

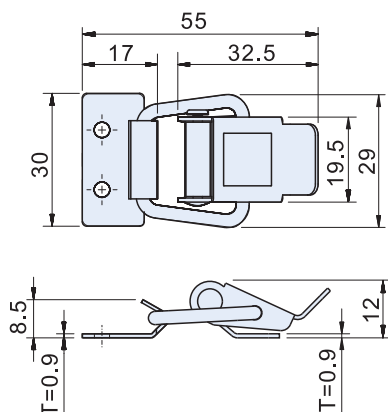


C-0511

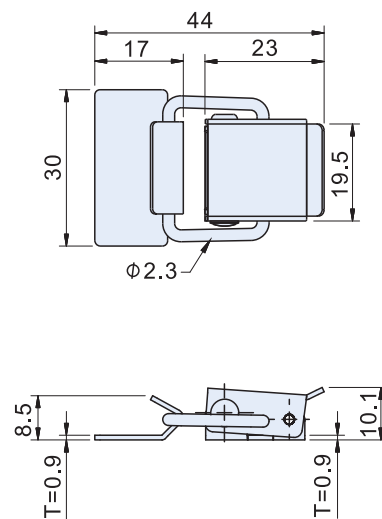
線環搭扣 Line Latch



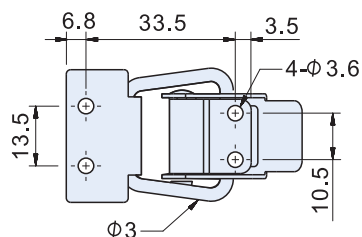
CS-340, C-340



C-0511



C-341



特徵

扣緊時有凸點固定住。

FEATURES

Built-in holding point provides extra holding force when latching.

SPECIFICATIONS:

Unit:mm

產品編號 Item No.	材質 Material	表面處理 Finish	樣式區分 Type	引張荷重 Load capacity (kg)	重量 Weight (g)
C-340	SPCC	鍍鎳 Nickel plated	有孔固定式 Screw-on/Rivet-on	18	18.8
CS-340	SUS304	震動亮面 Vibration ground	有孔固定式 Screw-on/Rivet-on	20	18.6
C-341	SPCC	材料本質 Natural	無孔焊接式 Weld-on	18	19

SPECIFICATIONS:

Unit:mm

產品編號 Item No.	材質 Material	表面處理 Finish	重量 Weight(g)
C-0511	SPCC	材料本質 Natural	15.4

C-32

線環搭扣 Line Latch

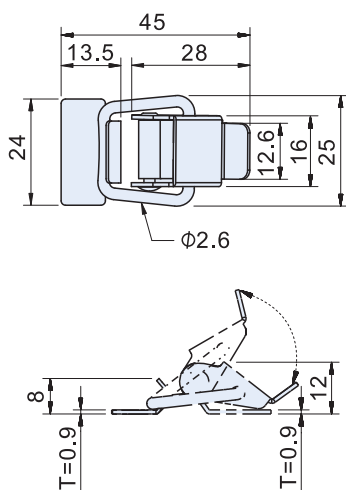


C-4112

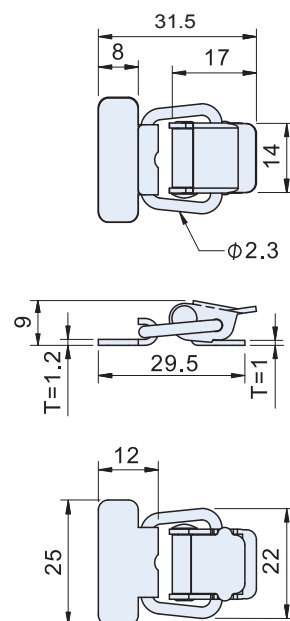
線環搭扣 Line Latch



C-32



C-4112



SPECIFICATIONS:

Unit:mm

產品編號 Item No.	材質 Material	表面處理 Finish	重量 Weight(g)
C-32	SPCC	材料本質 Natural	13

SPECIFICATIONS:

Unit:mm

產品編號 Item No.	材質 Material	表面處理 Finish	引張荷重 Load capacity (kg)	重量 Weight(g)
C-4112	SPCC	材料本質 Natural	15	8.8

C-40

線環搭扣 Line Latch

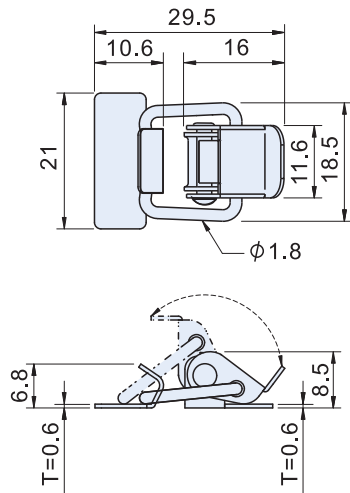


C-24

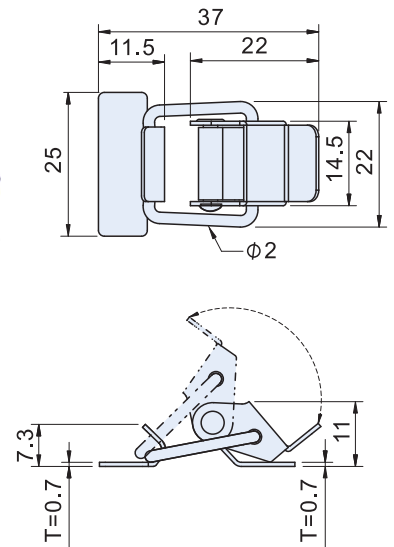
線環搭扣 Line Latch



C-40



C-24



SPECIFICATIONS: Unit:mm

產品編號 Item No.	材質 Material	表面處理 Finish	重量 Weight(g)
C-40	SPCC	材料本質 Natural	4.5

SPECIFICATIONS: Unit:mm

產品編號 Item No.	材質 Material	表面處理 Finish	重量 Weight(g)
C-24	SPCC	材料本質 Natural	8

CS-00227-1
CT-00227-1

掀把搭扣 Lift-and-Raise Latch

SUS304

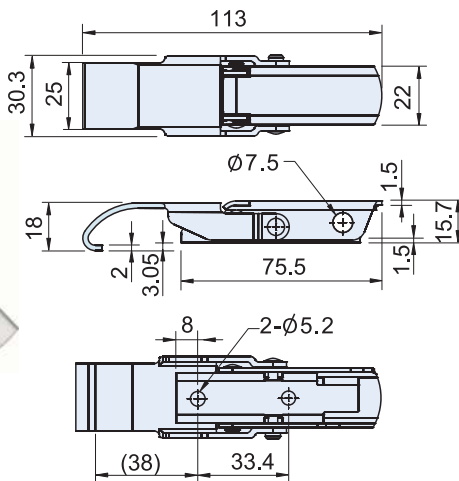


C-3430

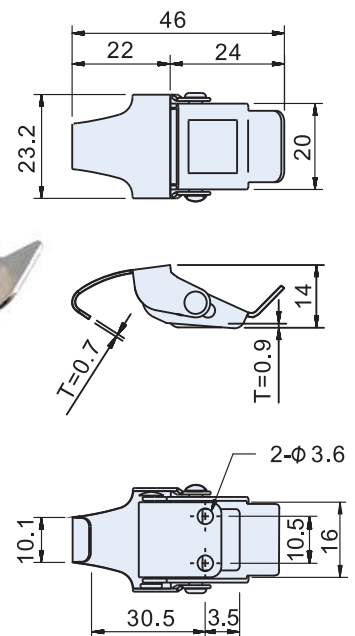
掀把搭扣 Lift-and-Raise Latch



CS-00227-1
CT-00227-1



C-3430



SPECIFICATIONS: Unit:mm

產品編號 Item No.	材質 Material	表面處理 Finish	引張荷重 Load capacity (kg)	重量 Weight(g)
CS-00227-1	SUS304	震動亮面 Vibration ground	50	86.4
CT-00227-1	SPCC	鍍鋅 Zinc plated	40	88.4

SPECIFICATIONS: Unit:mm

產品編號 Item No.	材質 Material	表面處理 Finish	重量 Weight(g)
C-3430	SPCC	鍍鎳 Nickel plated	15.8

CS-1810 C-1811
C-1810

掀把搭扣 *Lift-and-Raise Latch*

SUS304

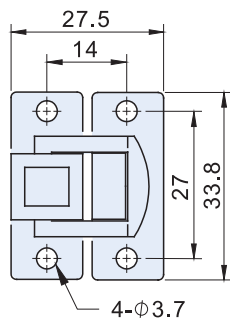


C-1820 掀把搭扣 *Lift-and-Raise Latch*

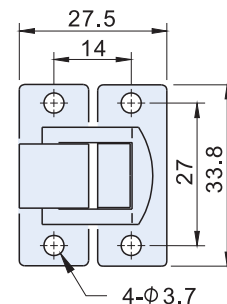
RoHS



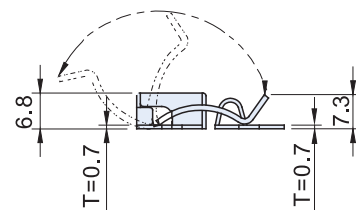
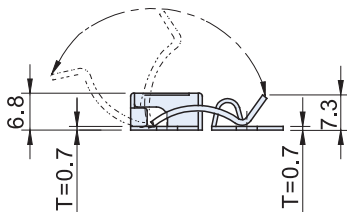
CS-1810,C-1810



C-1820



C-1811



SPECIFICATIONS:

Unit:mm

產品編號 Item No.	材質 Material	表面處理 Finish	樣式區分 Type	重量 Weight(g)
CS-1810	SUS304	震動亮面 Vibration ground	有孔固定式 Screw-on/Rivet-on	8.8
C-1810	SPCC	鍍鎳 Nickel plated	有孔固定式 Screw-on/Rivet-on	8.8
C-1811	SPCC	材料本質 Natural	無孔焊接式 Weld-on	9

SPECIFICATIONS:

Unit:mm

產品編號 Item No.	材質 Material	表面處理 Finish	重量 Weight(g)
C-1820	SPCC	鍍鎳 Nickel plated	8.8

C-6510

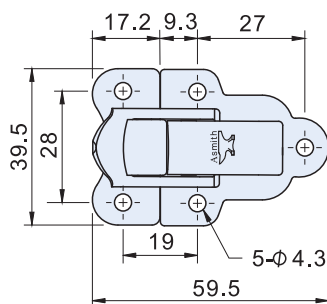
掀把搭扣 *Lift-and-Raise Latch*



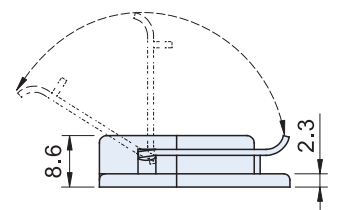
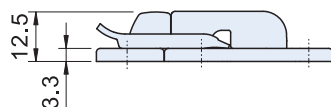
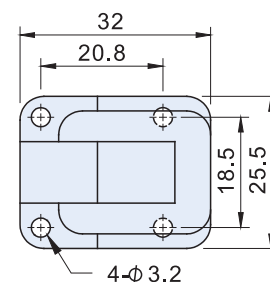
C-1510 掀把搭扣 *Lift-and-Raise Latch*



C-6510



C-1510



SPECIFICATIONS:

Unit:mm

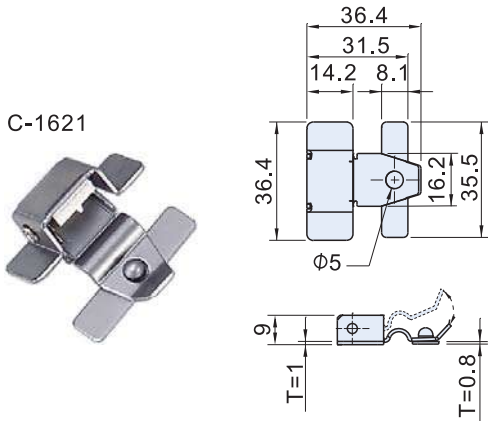
產品編號 Item No.	材質 Material	表面處理 Finish	重量 Weight(g)
C-6510	SPCC	鍍鎳 Nickel plated	31

SPECIFICATIONS:

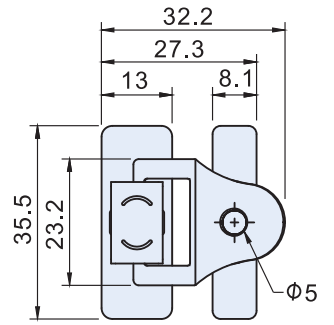
Unit:mm

產品編號 Item No.	材質 Material	表面處理 Finish	重量 Weight(g)
C-1510	SPCC	鍍鎳 Nickel plated	12.4

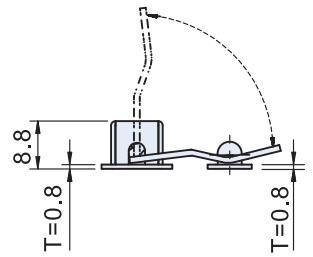
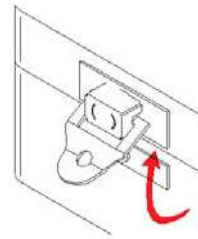
C-1621



C-191



使用例
Example of application



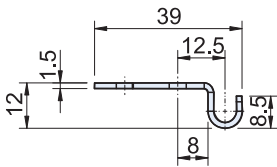
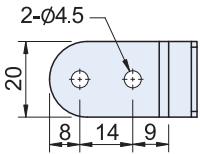
SPECIFICATIONS: Unit:mm

產品編號 Item No.	材質 Material	表面處理 Finish	重量 Weight(g)
C-1621	SPCC	材料本質 Natural	15

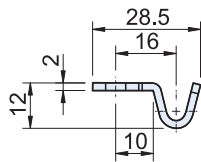
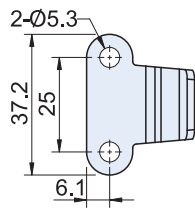
SPECIFICATIONS: Unit:mm

產品編號 Item No.	材質 Material	表面處理 Finish	重量 Weight(g)
C-191	SPCC	材料本質 Natural	9

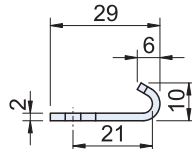
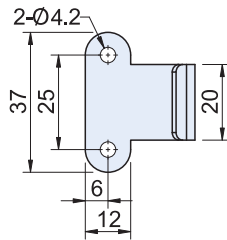
CS-0120-3
CT-0120-3



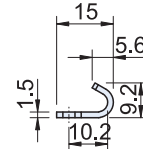
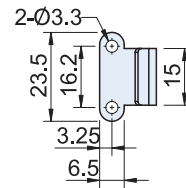
CS-0120-4
CT-0120-4



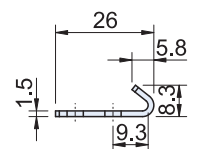
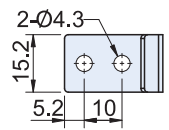
CS-0120-6
CT-0120-6



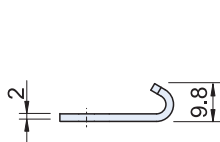
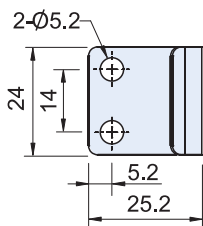
CS-111-2
CT-0412-2



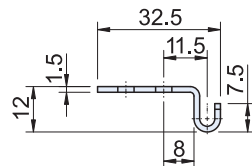
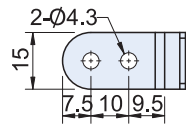
CS-22-2
CT-22-2



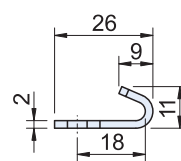
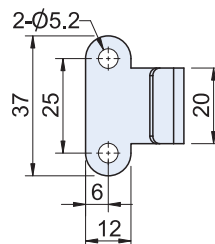
CS-00207-2
CT-00207-2



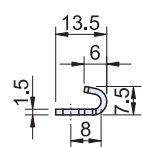
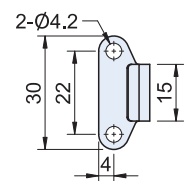
CS-22-3
CT-22-3



CS-0120-7
CT-0120-7



CS-27100-2
CT-27100-2



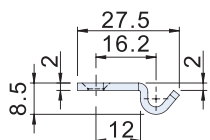
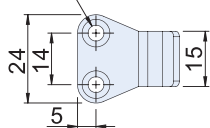
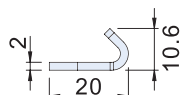
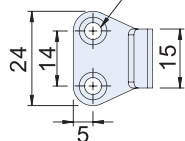
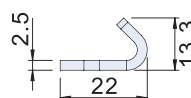
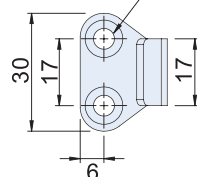
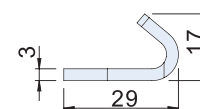
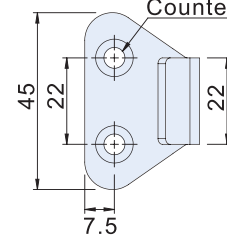
材質與表面處理

- CS系列: 不銹鋼(SUS304), 震動亮面。
- CT系列: 鐵(SPCC), 鍍鋅(符合RoHS規範)。

MATERIAL AND FINISH

- CS Series: Stainless steel (SUS304), Vibration ground.
- CT Series: Steel (SPCC), Zinc plated.

CS-0210-3

CS-0210-2
CT-0210-2CS-0220-2
CT-0220-2CS-0230-2
CT-0230-22- \varnothing 4.3
皿頭孔
Countersink2- \varnothing 4.3
皿頭孔
Countersink2- \varnothing 5.3
皿頭孔
Countersink2- \varnothing 5.3
皿頭孔
Countersink**材質與表面處理**

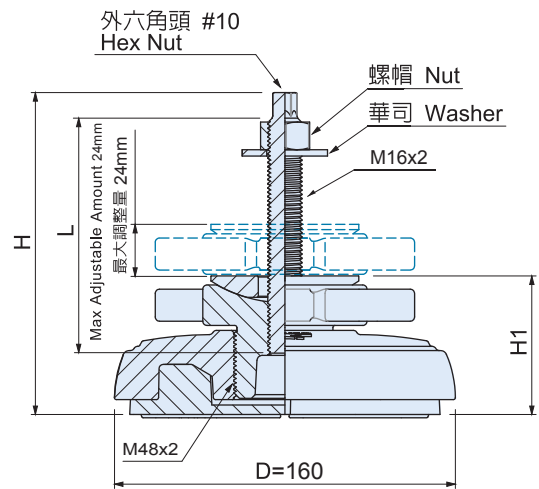
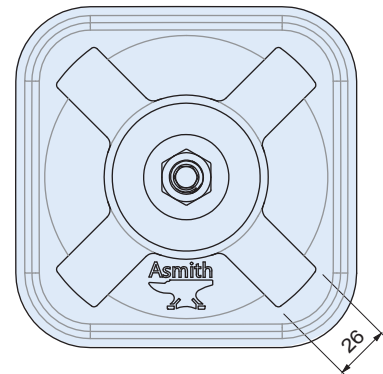
- CS系列: 不銹鋼(SUS304), 震動亮面。
- CT系列: 鐵(SPCC), 鍍鋅(符合RoHS規範)。

MATERIAL AND FINISH

- CS Series: Stainless steel (SUS304), Vibration ground.
- CT Series: Steel (SPCC), Zinc plated.

DK-07

單支荷重1300Kg
Loaded Capacity 1300Kg / Each Leveling Foot



材質與表面處理

- 盤座：FC-250 粉體烤漆(黑)
- 螺桿：S45C 熱處理及磷酸鋁
- 盤墊：CR 合成橡膠(黑)

特徵

- 當作業場所地面傾斜不平時，自動導正水平角度。
- 確保機械精準度，以防止滑動。
- 防止機械於動作時產生過大震動，改善作業場所環境。
- 防止樓層因機械動作時產生共震、引震、噪音。
- 機器安裝時，可有效導正腳座盤墊面全部伏貼地面，穩定機械運轉。
- 機械腳放到盤座上，在容許荷重下壓時，可用開口板手在每一調整腳順利調整高度及水平。(如上圖的測試)
- 防震、防滑、耐磨損、耐油。

MATERIAL AND FINISH

- Base: FC-250 Powder coating (Black)
- Bolt: S45C with heat treatment and coating with Manganese phosphate
- Cushion: Chloroprene Rubber (Black)

FEATURES

- Automatic adjust the horizontal angle.
- To ensure the precision of machinery in order to prevent from the slipping out.
- To prevent from the vibration and improve the work environment when the machine is on.
- To decrease the vibration between floors when the machine is running.
- To direct the support of machine on the ground correctly when the machine is installed.
- Smoothly adjust the machine height by the open-end wrench, when machine load on the Heavy-Duty Leveling Glide. (please refer to photo above)
- Resistance to shock, slip, abrasion and greasiness.

SPECIFICATION:

Unit: mm

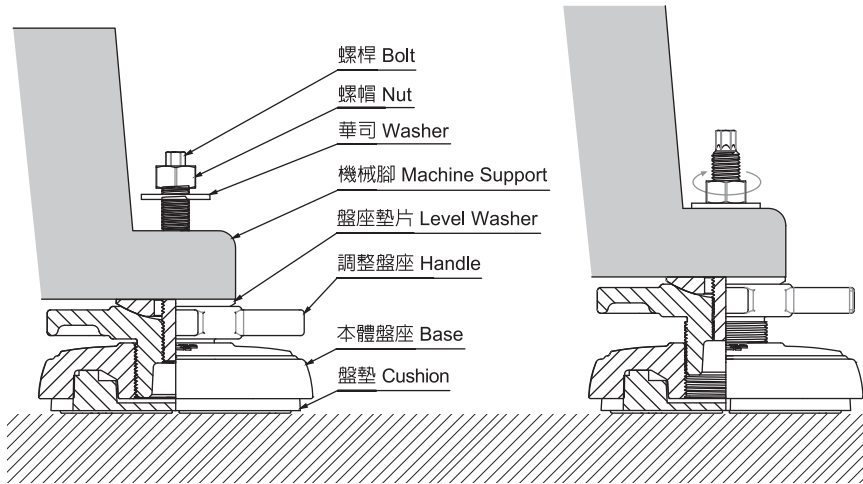
產品編號 Item no.	尺寸 Dimensions				機械腳厚度允許最大值 Max. Thickness of Machine Support	最大調整量 Max. Adjustable Amount	容許垂直荷重 Loading Capacity (kgf)	重量 Weight(kg)
	D	L	H	H1				
DK-0716110U	160	110	151	65	55	24	1300	4.6
DK-0716200U		200	241		145			4.7

※ Note : Before the installation, the mechanical foot please do not tapped hole.

※ 注意事項：安裝前，機械腳請勿攻牙。

與機械組裝完成
(Complete with the machinery assembly)

水平調整完成後
(After the adjustment level complete)



使用說明

- 將盤座墊片放在腳座上，再將機械緩緩降下。
- 螺桿由上側穿過機械腳及盤座墊片鎖入調整盤座中，再由上放入華司和螺帽。
- 用26mm開口扳手轉動調整盤座，調整出機械適當的高度及水平。
- 完成後將六角螺帽鎖緊。

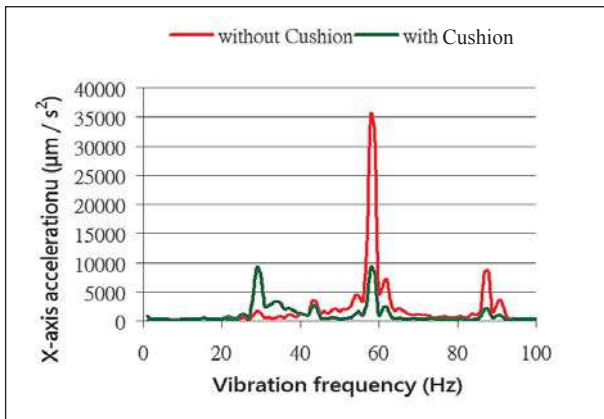
User Manual

- Place the level washer on the glide then lower down machine slowly.
- Insert the bolt through the machine into the glide then place the nut and washer from the top.
- To adjust machine to its height with the handle by the wrench(26mm).
- To tie the nut and washer when the adjustment is done accurately.

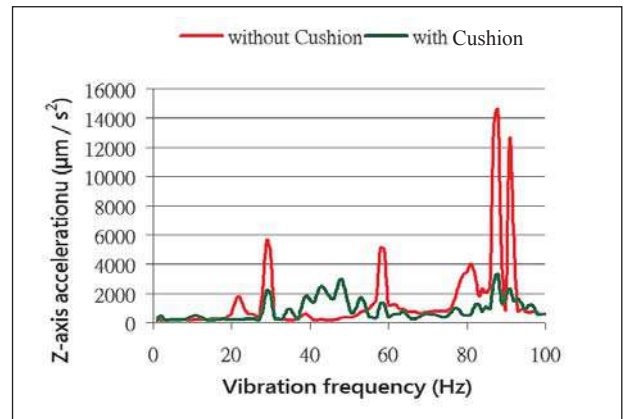
《測試結果 · RESULT》

— 為隔振前(無隔振腳墊) Before the Vibration isolation (without Cushion)
 — 為隔振後(有隔振腳墊) After the Vibration isolation (with Cushion)

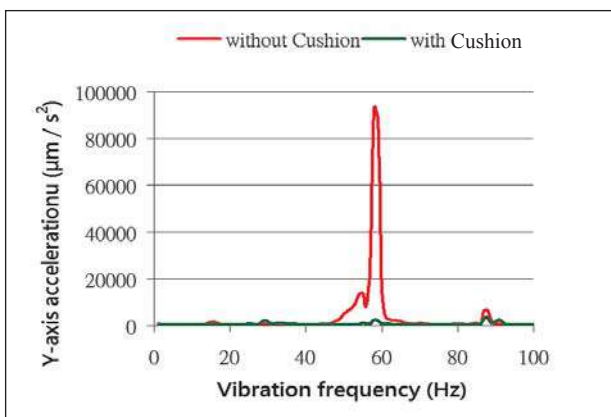
1. X方向隔振前(無隔振腳墊)與隔振後(有隔振腳墊)之加速度
 1. X direction before the Vibration isolation (without Cushion) and after the Vibration isolation (with Cushion) of the acceleration.



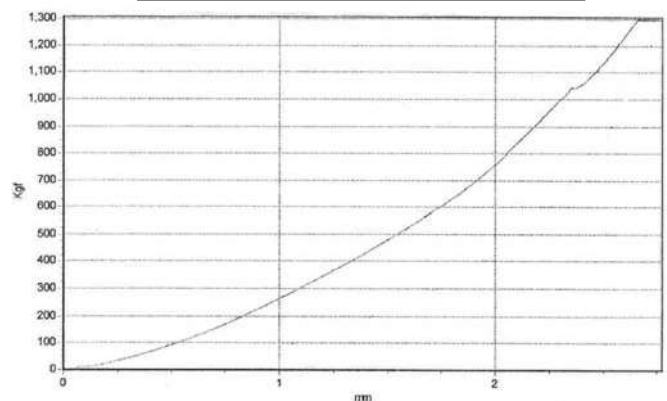
3. Z方向隔振前(無隔振腳墊)與隔振後(有隔振腳墊)之加速度
 3. Z direction before the Vibration isolation (without Cushion) and after the Vibration isolation (with Cushion) of the acceleration.



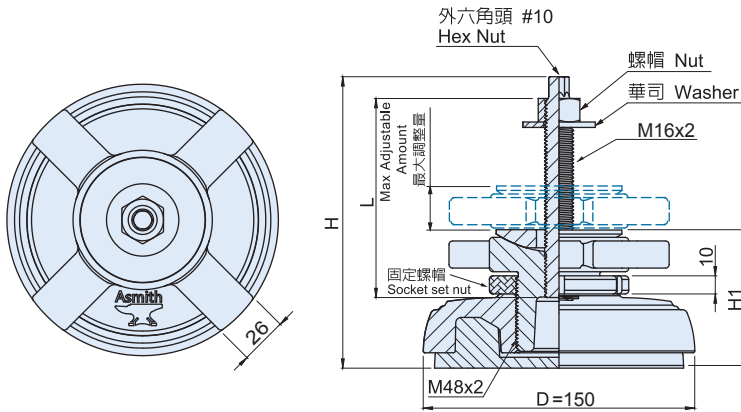
2. Y方向隔振前(無隔振腳墊)與隔振後(有隔振腳墊)之加速度
 2. Y direction before the Vibration isolation (without Cushion) and after the Vibration isolation (with Cushion) of the acceleration.



測試結果 RESULT	最大荷重(kgf) Max. Load Capacity	最大位移(mm) Max. Shift
	1307.57	2.692



單支荷重 1100Kg
Loaded Capacity 1100Kg / Each Leveling Foot



DK-0930110S

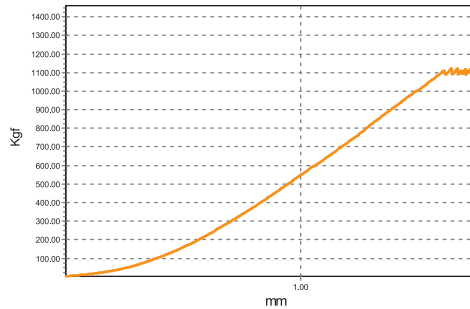
DK-0930110B



材質與表面處理

- 盤座：FC-250 粉體烤漆(砂黑、砂銀)
- 螺桿：S45C 熱處理及磷酸錳
- 盤墊：CR 合成橡膠(黑)
- 固定螺帽：FCD45 粉體烤漆(砂黑、砂銀)

測試結果 RESULT	最大荷重 (Kg)	最大位移 (mm)
	Max. Load Capacity	Max. Shift
	1123.09	1.75



特徵

- 當作業場所地面傾斜不平時，自動導正水平角度。
- 確保機械精準度，以防止滑動。
- 防止機械於動作時產生過大震動，改善作業場所環境。
- 防止樓層因機械動作時產生共震、引震、噪音。
- 機器安裝時，可有效導正腳座盤墊面全部伏貼地面，穩定機械運轉。
- 機械腳放到盤座上，在容許荷重下壓時，可用開口板手在每一調整腳順利調整高度及水平。(如右圖所示)
- 防震、防滑、耐磨損、耐油。
- 附加固定螺帽。有無固定螺帽之差異：當機械震動大時建議使用有固定螺帽機型以防止鬆動。

MATERIAL AND FINISH

- Base: FC-250 Powder coating (Black、Silver)
- Bolt: S45C with heat treatment and coating with Manganese phosphate
- Cushion: Chloroprene Rubber (Black)
- Socket Set Nut: FCD45 Powder coating (Black、Silver)

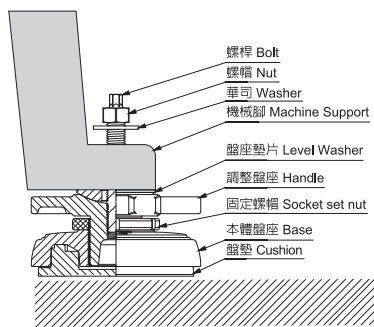
FEATURES

- Automatic adjust the horizontal angle.
- To ensure the precision of machinery in order to prevent from the slipping out.
- To prevent from the vibration and improve the work environment when the machine is on.
- To decrease the vibration between floors when the machine is running.
- To direct the support of machine on the ground correctly when the machine is installed.
- Smoothly adjust the machine height by the open-end wrench, when machine load on the Heavy-Duty Leveling Glide. (please refer to photo right)
- Resistance to shock, slip, abrasion and greasiness.
- Socket set nut included.

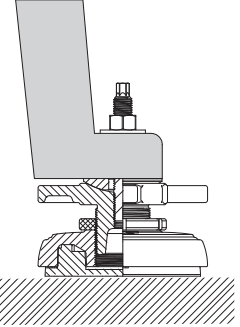
SPECIFICATION:

形式 Type	產品編號 Item no.	顏色 Color	尺寸 Dimensions				機械腳厚度允許最大值 Max. Thickness of Machine Support	最大調整量 Max. Adjustable Amount	容許垂直荷重 Loading Capacity (kgf)	重量 Weight(kg)
			D	L	H	H1				
含固定螺帽 With socket set nut	DK-0930110	B(黑 Black) S(銀 Silver)	150	110	161	75	55	24	1100	3.8
	DK-0930200			200	251		145			3.9
不含固定螺帽 Without socket set nut	DK-0931110			110	151	65	55			3.6
	DK-0931200			200	241		145			3.7

與機械組裝完成
(Complete with the machinery assembly)



水平調整完成後
(After the adjustment level complete)



使用說明

- 將盤座墊片放在腳座上，再將機械緩緩降下。
- 螺桿由上側穿過機械腳及盤座墊片鎖入調整盤座中，再由上放入華司和螺帽。
- 用26mm開口扳手轉動調整盤座，調整出機械適當的高度及水平。
- 完成後將固定螺帽及六角螺帽鎖緊。

User Manual

- Place the level washer on the glide then lower down machine slowly.
- Insert the bolt through the machine into the glide then place the nut and washer from the top.
- To adjust machine to its height with the handle by the wrench(26mm).
- To tie the nut and washer when the adjustment is done accurately.

Unit: mm

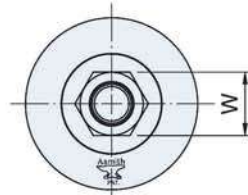
※ Note : Before the installation, the mechanical foot please do not tapped hole.

※ 注意事項：安裝前，機械腳請勿攻牙。

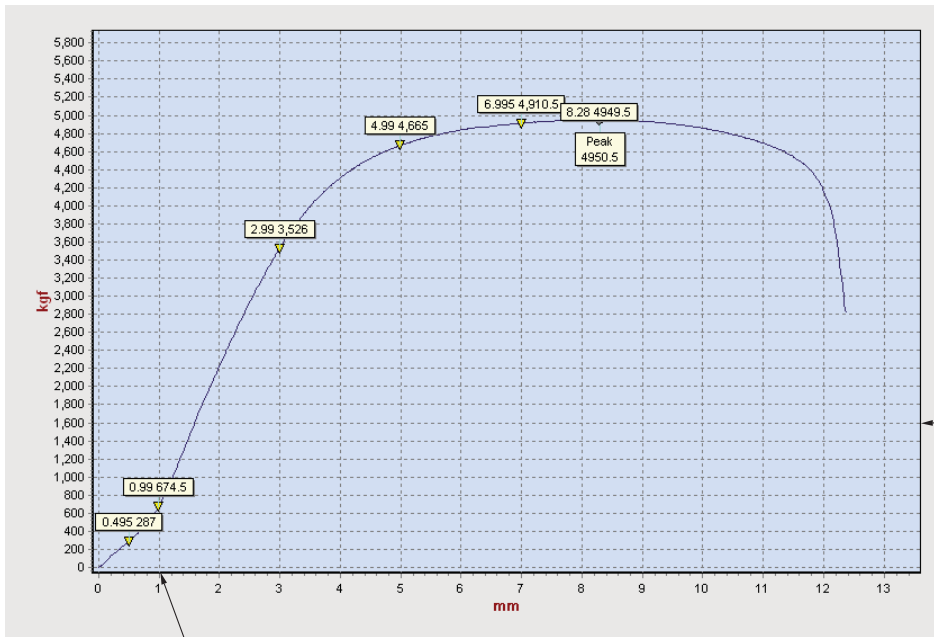
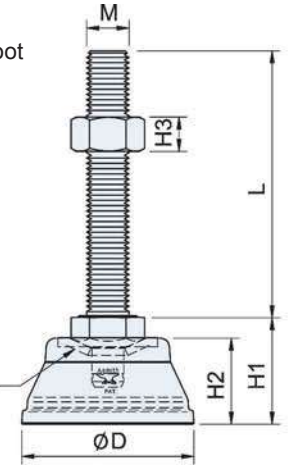
DK-01(R)
(含盤墊 W/Cushion) DK-01



單支荷重700~800kg
Load Capacity 700~800kgs / Each leveling foot



專利斜度設計，防止因間隙產生共振。
Patent: rake design.
To prevent vibration.



盤座開始變形值
Base starts to distort the value.

Suppose the leveling foot was pressing under load capacity 700 kgf per 1 mm.
The chart shows the leveling foot load capacity of bolt and base dimension $\Phi 65$ mm.
設定荷重700kgf下壓值1mm。Ø65圓腳座荷重測試曲線圖 (不含盤墊)

材質與表面處理

- 盤座：超韌尼龍，黑色。
- 螺桿：DK-01 (R)合金鋼(SCM)，鍍鋅(符合RoHS規範)。
- DS-01 (R)不銹鋼(SUS 304)。
- 盤墊：橡膠(NBR)，耐油、耐鹼、耐熱130°C。

特徵

- 螺桿與盤座結合處斜度設計，防止因間隙產生共振。
- 防震、防銹(DS系列)、耐鹼、防滑、耐磨耗、耐油。

MATERIAL AND FINISH

- DK-01
- Base: Nylon, Black.
 - Cushion: Rubber (NBR), Greasiness, Alkali / Heat 130°C.
 - Bolt: Steel (SCM), Zinc plated.

- DS-01
- Base: Nylon, Black.
 - Cushion: Rubber (NBR), Greasiness, Alkali / Heat 130°C.
 - Bolt: Stainless steel (SUS304).

FEATURES

- The rake of bolt's bottom and base's hole design is to prevent vibration while they are assembled.
- Resistance to shock, conductance rust (DS Series), alkali, slip, abrasion and greasiness.

SPECIFICATIONS:

Unit:mm

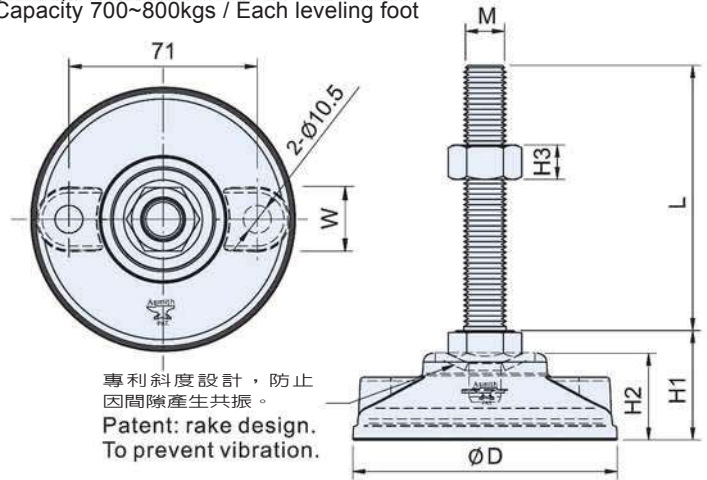
型式	產品編號 Item No.		尺寸 Dimensions							荷重 Load Capacity (kg)	重量 Weight (g)	
	螺桿 Bolt (SCM)	螺桿 Bolt (SUS304)	M	L	ØD	H1	H2	H3	W		SCM	SUS304
不 含 盤 墊	DK-0116100F	DS-0116100F	M16*P2.0	100	65	41	32.7	13	24	700	290	292
	DK-0116150F	DS-0116150F	M16*P2.0	150						700	355	362
	DK-0120100F	DS-0120100F	M20*P2.5	100	43	36.2	16	30	800	416	417	
	DK-0120150F	DS-0120150F	M20*P2.5	150					800	516	526	
	DK-0120200F		M20*P2.5	200					800	616		

SPECIFICATIONS: (With Cushion)

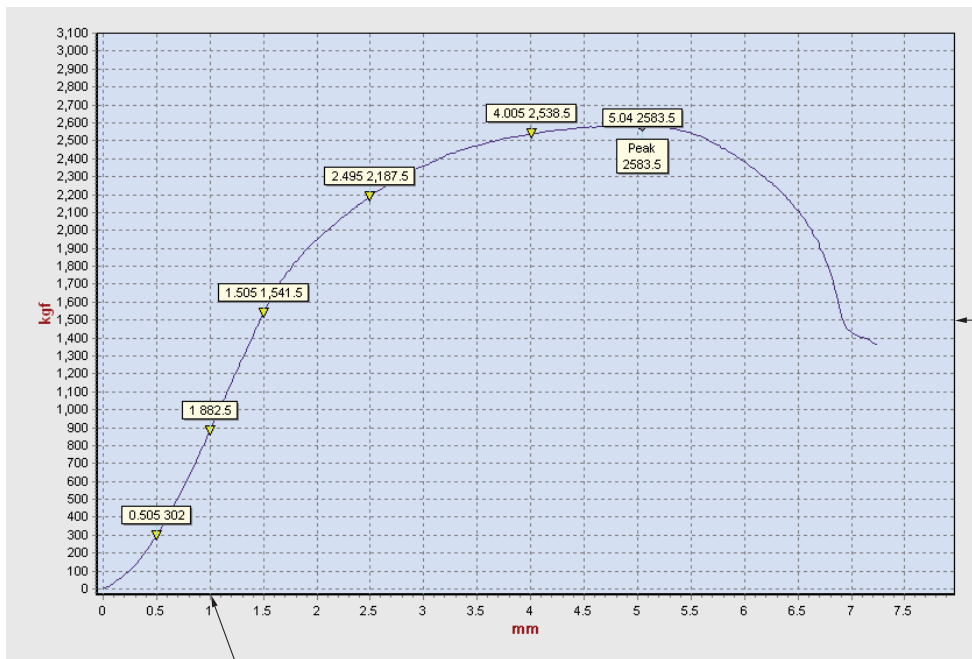
Unit:mm

型式	產品編號 Item No.		尺寸 Dimensions							荷重 Load Capacity (kg)	重量 Weight (g)	
	螺桿 Bolt (SCM)	螺桿 Bolt (SUS304)	M	L	ØD	H1	H2	H3	W		SCM	SUS304
含 盤 墊	DK-0116100FR	DS-0116100FR	M16*P2.0	100	67	44.6	36.2	13	24	700	308	309
	DK-0116150FR	DS-0116150FR	M16*P2.0	150						700	373	379
	DK-0120100FR	DS-0120100FR	M20*P2.5	100	46.6	36.2	16	30	800	434	434	
	DK-0120150FR	DS-0120150FR	M20*P2.5	150					800	534	544	
	DK-0120200FR		M20*P2.5	200					800	634		

單支荷重700~800kg Load Capacity 700~800kgs / Each leveling foot



專利斜度設計，防止因間隙產生共振。
Patent: rake design. To prevent vibration.



盤座開始變形值
Base starts to distort the value.

Suppose the leveling foot was pressing under load capacity 700 kgf per 1 mm. The chart shows the leveling foot load capacity of bolt and base dimension $\Phi 100$ mm. 設定荷重700kgf下壓值1mm。Ø100圓腳座荷重測試曲線圖（不含盤墊）

材質與表面處理

- 盤座：超韌尼龍，黑色。
- 螺桿：DK-02 (R)合金鋼(SCM)，鍍鋅(符合RoHS規範)。
- DS-02 (R)不銹鋼(SUS 304)。
- 盤墊：橡膠(NBR)，耐油、耐鹼、耐熱130°C。

特徵

- 螺桿與盤座結合處斜度設計，防止因間隙產生共振。
- 防震、防銹(DS系列)、耐鹼、防滑、耐磨耗、耐油。

MATERIAL AND FINISH

- DK-02
- Base: Nylon, Black.
 - Cushion: Rubber (NBR), Greasiness, Alkali / Heat 130°C.
 - Bolt: Steel (SCM), Zinc plated.

- DS-02
- Base: Nylon, Black.
 - Cushion: Rubber (NBR), Greasiness, Alkali / Heat 130°C.
 - Bolt: Stainless steel (SUS304).

FEATURES

- The rake of bolt's bottom and base's hole design is to prevent vibration while they are assembled.
- Resistance to shock, conductance rust (DS Series), alkali, slip, abrasion and greasiness.

SPECIFICATIONS:

型式	產品編號 Item No.		尺寸 Dimensions						荷重 Load Capacity (kg)	重量 Weight (g)			
	螺桿 Bolt(SCM)	螺桿 Bolt(SUS304)	M	L	ØD	H1	H2	H3		W	SCM	SUS304	
不含盤墊	DK-0216100N	DS-0216100N	M16*P2.0	100		41.3			13	24	700	327	338
	DK-0216150N	DS-0216150N	M16*P2.0	150							700	445	402
	DK-0220100N	DS-0220100N	M20*P2.5	100	100			33			800	459	462
	DK-0220150N	DS-0220150N	M20*P2.5	150		43.3			16	24	800	559	567
	DK-0220200N		M20*P2.5	200							800	659	


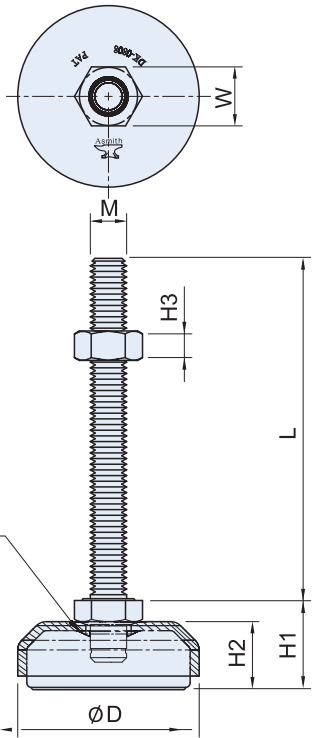
SPECIFICATIONS: (With Cushion)

型式	產品編號 Item No.		尺寸 Dimensions						荷重 Load Capacity (kg)	重量 Weight (g)			
	螺桿 Bolt(SCM)	螺桿 Bolt(SUS304)	M	L	ØD	H1	H2	H3		W	SCM	SUS304	
含盤墊	DK-0216100NR	DS-0216100NR	M16*P2.0	100		44.8			13	24	700	363	374
	DK-0216150NR	DS-0216150NR	M16*P2.0	150							700	481	438
	DK-0220100NR	DS-0220100NR	M20*P2.5	100	102			36.4			800	495	498
	DK-0220150NR	DS-0220150NR	M20*P2.5	150		46.8			16	24	800	595	603
	DK-0220200NR		M20*P2.5	200							800	695	

DS-08

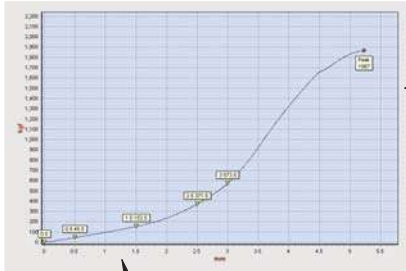


單支荷重130~900kg
Load Capacity 130~900kgs / Each leveling foot



螺桿頭部專利圓弧設計，提供4°萬向自動調整，解除角度公差，使機器及設備平穩度更佳。


Patent pending on the curve design of the bolt ends provides 4 degree swivel adjustment which eliminate the angle tolerance and makes the machines and devices more stable.



盤座開始變形值
Base starts to distort the value.

Suppose the leveling foot was pressuring under load capacity 150 kgf per 1.5 mm. The chart show the leveling foot load capacity of bolt and base dimension $\Phi 40$ mm.

設定荷重150kgf下壓值1.5mm，合金鋼 $\Phi 40$ 圓腳座荷重測試曲線圖



盤座開始變形值
Base starts to distort the value.

Suppose the leveling foot was pressuring under load capacity 700 kgf per 2.5 mm. The chart show the leveling foot load capacity of SUS304 bolt and base dimension $\Phi 90$ mm.

設定荷重700kgf下壓值2.5mm，SUS304 $\Phi 90$ 圓腳座荷重測試曲線圖

SPECIFICATIONS:

Unit:mm

產品編號 SCM	Item No. SUS304	尺寸 Dimensions							荷重 Load Capacity (KG)	重量 Weight(g)	
		M	L	ØD	H1	H2	H3	W		SCM	SUS304
DK-0808035A	DS-0808035A	M8*P1.25	35	40	20	15	6.5	13	130	76	68
DK-0808050A	DS-0808050A		50						130	77	69
DK-0808075A	DS-0808075A		75						130	84	76
DK-0810050A	DS-0810050A	M10*P1.5	50	40	21	15	8	17	190	104	93
DK-0810075A	DS-0810075A		75						190	118	106
DK-0810100A	DS-0810100A		100						190	128	115
DK-0810050C	DS-0810050C	M10*P1.5	50	50	24	18	8	17	250	136	122
DK-0810075C	DS-0810075C		75						250	145	130
DK-0810100C	DS-0810100C		100						250	163	147
DK-0812035C		M12*P1.75	35	50	25	18	10	19	320	143	
DK-0812040C			40						320	146.8	
DK-0812075C	DS-0812075C		75						320	182	164
DK-0812100C	DS-0812100C	M12*P1.75	100	60	28	20	10	19	320	202	182
DK-0812150C	DS-0812150C		150						320	225	204
DK-0812075E	DS-0812075E		75						390	219	197
DK-0812100E	DS-0812100E	M12*P1.75	100	60	28	20	10	19	390	249	224
DK-0812150E	DS-0812150E		150						390	282	254
DK-0816075E			75						520	290	
DK-0816100E	DS-0816100E	M16*P2.0	100	60	29	20	13	24	520	318	311
DK-0816150E	DS-0816150E		150						520	387	436
DK-0816100H	DS-0816100H		100						780	440	430
DK-0816150H	DS-0816150H	M16*P2.0	150	75	32.7	23	13	24	780	506	509
DK-0816075L			75						840	544	
DK-0816100L	DS-0816100L		100						840	576	565
DK-0816150L	DS-0816150L	M16*P2.0	150	90	37.7	28	16	30	840	642	633
DK-0820100H	DS-0820100H		100						900	570	439
DK-0820150H	DS-0820150H		150						900	671	496
DK-0820200H		M20*P2.5	200	90	37	27	16	30	900	771	
DK-0820100L	DS-0820100L		100						900	706	519
DK-0820150L	DS-0820150L		150						900	806	593
DK-0820200L		200	900	906							

材質與表面處理

DK-08

- 盤座：合金鋼(SCM)，鍍鋅(符合RoHS規範)。
- 盤墊：橡膠(NBR)，耐油、耐鹼、耐熱130°C。
- 螺桿：合金鋼(SCM)，鍍鋅(符合RoHS規範)。

DS-08

- 盤座：不銹鋼(SUS304)。
- 盤墊：橡膠(NBR)，耐油、耐鹼、耐熱130°C。
- 螺桿：不銹鋼(SUS304)。

特徵

- 螺桿與盤座結合處圓弧設計，提供4°萬向自動調整，解決角度公差，使機器及設備平穩度更佳。
- 防震、防銹(DS系列)、耐鹼、防滑、耐磨耗、耐油。

MATERIAL AND FINISH

DK-08

- Base: Steel (SCM), Zinc plated.
- Cushion: Rubber (NBR), Greasiness, Alkali/Heat 130°C.
- Bolt: Steel (SCM), Zinc plated.

DS-08

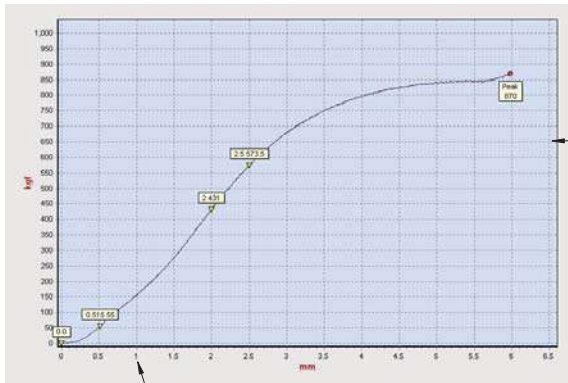
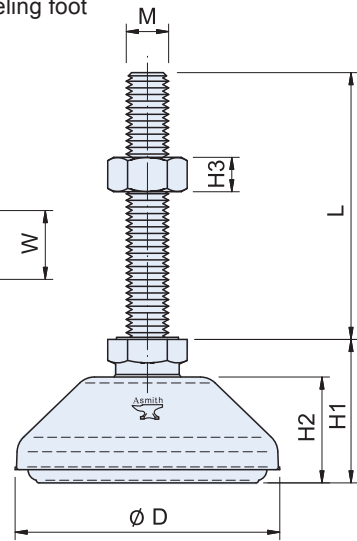
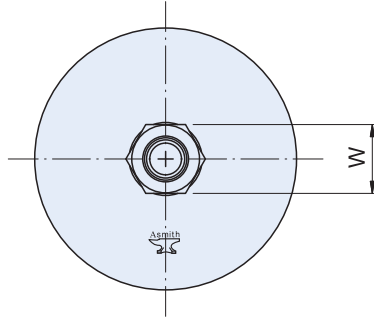
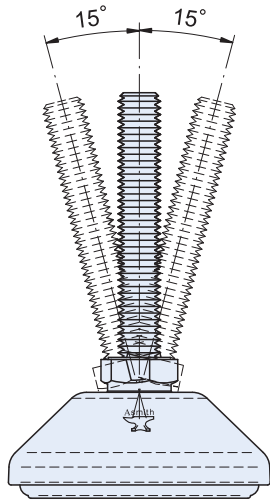
- Base: Stainless steel (SUS304).
- Cushion: Rubber (NBR), Greasiness, Alkali/Heat 130°C.
- Bolt: Stainless steel (SUS304).

FEATURES

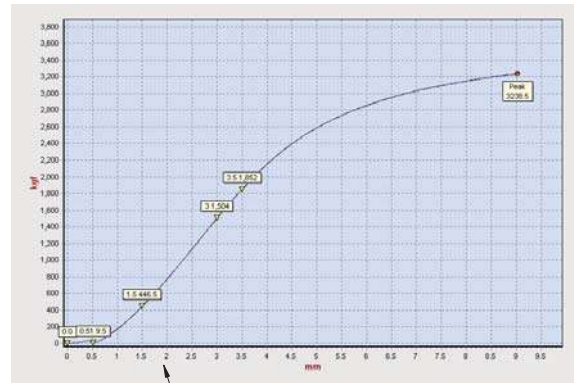
- The curve of bolt's bottom and base's hole designs is for automatic leveling best.
- Resistance to shock, conductance rust (DS Series), alkali, slip, abrasion and greasiness.

DK-04

單支荷重100~800kg Load Capacity 100~800kgs / Each leveling foot



盤座開始變形值
Base starts to distort the value.



盤座開始變形值
Base starts to distort the value.

Suppose the leveling foot was pressuring under load capacity 150 kgf per 1 mm. The chart shows the leveling foot load capacity of bolt and base dimension $\Phi 50$ mm.

設定荷重150kgf下壓值1mm。Ø50圓腳座荷重測試曲線圖（不含盤墊）

Suppose the leveling foot was pressuring under load capacity 800 kgf per 2 mm. The chart shows the leveling foot load capacity of bolt and base dimension $\Phi 80$ mm.

設定荷重800kgf下壓值2mm。Ø80圓腳座荷重測試曲線圖（不含盤墊）

材質與表面處理

- 盤座：超韌尼龍，黑色。
- 螺桿：DK-04合金鋼(SCM)，鍍鋅(RoHS規範)。DS-04不銹鋼(SUS304)。
- 盤墊：橡膠(NBR)，耐油、耐鹼、耐熱130°C。

特徵

- 機械安裝時，地面傾斜自動導正水平。
- 鬆緊度適中。
- 防震、防銹(DS系列)、耐鹼、防滑、耐磨耗、耐油。

MATERIAL AND FINISH

- DK-04
- Base: Nylon, Black.
 - Cushion: Rubber (NBR), Greasiness, Alkali/Heat 130°C.
 - Bolt: Steel (SCM), Zinc plated.
- DS-04
- Base: Nylon, Black.
 - Cushion: Rubber (NBR), Greasiness, Alkali/Heat 130°C.
 - Bolt: Stainless steel (SUS304).

FEATURES

- Automatic leveling.
- The loose allowance is moderate.
- Resistance to shock, conductance rust (DS Series), alkali, slip, abrasion and greasiness.

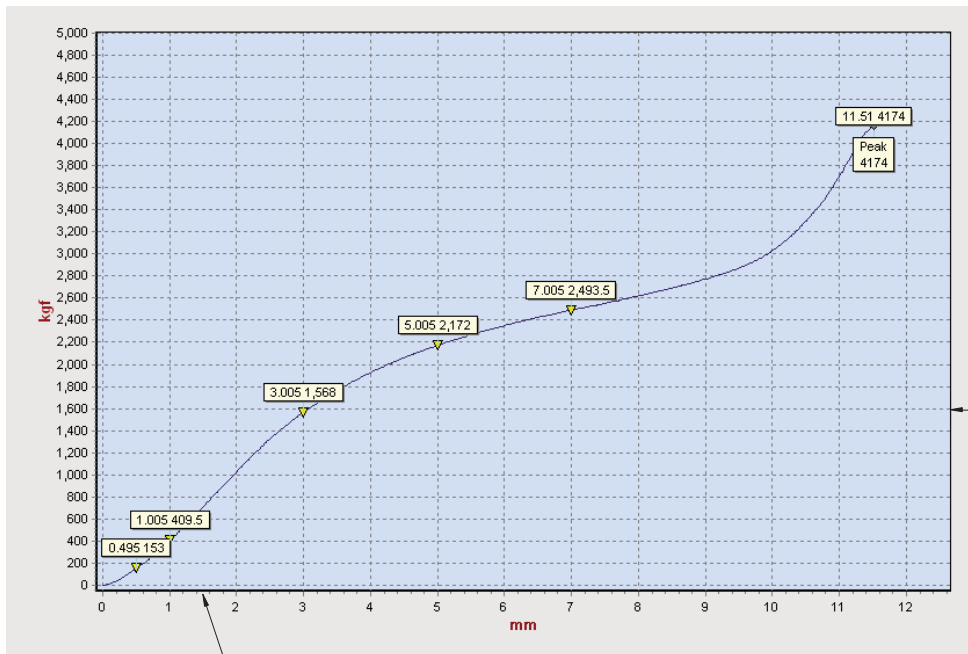
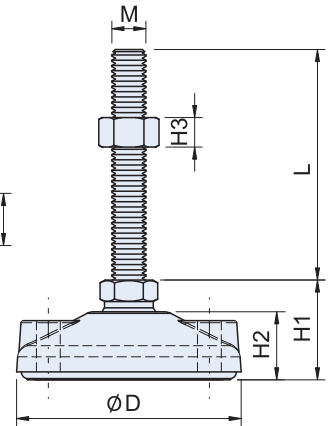
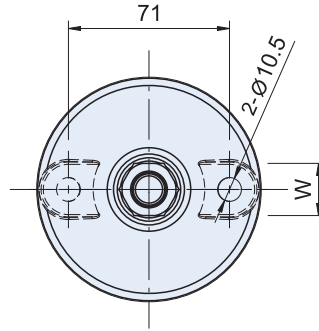
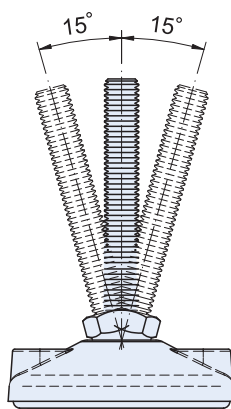
PECIFICATION:

Unit: mm

產品編號 Item No.		尺寸 Dimensions							荷重 Load Capacity (KG)	重量 Weight(g)	
螺桿 Bolt (SCM)	螺桿 Bolt (SUS304)	M	L	ØD	H1	H2	H3	W		SCM	SUS304
DK-0408035C	DS-0408035C	M8*P1.25	35	50	28	20	6.5	13	100	57	60
DK-0408050C	DS-0408050C		50						100	59	67
DK-0408075C	DS-0408075C		75						100	71	75
DK-0410050C	DS-0410050C	M10*P1.5	50	50	30	20	8	17	150	83	88
DK-0410075C	DS-0410075C		75						150	95	101
DK-0410100C	DS-0410100C		100						150	111	114
DK-0410100C	DS-0410100C	M12*P1.75	75	65	41	28	10	19	400	180	179
DK-0412075F	DS-0412075F		100						400	201	197
DK-0412100F	DS-0412100F		150						400	234	234
DK-0416075F	DS-0416075F	M16*P2.0	75	65	44	28	13	24	500	258	
DK-0416100F	DS-0416100F		100						500	294	294
DK-0416150F	DS-0416150F		150						500	364	367
DK-0416100J	DS-0416100J	M16*P2.0	100	50	13	24	13	24	700	384	385
DK-0416150J	DS-0416150J		150						700	446	450
DK-0420100J	DS-0420100J		100						80	33	16
DK-0420150J	DS-0420150J	150	800	612	619						
DK-0420200J	DS-0420200J	200	800	712							

DS-05

單支荷重700~800kg Load Capacity 700~800kgs / Each leveling foot



盤座開始變形值
Base starts to distort the value.

Suppose the leveling foot was pressuring under load capacity 700 kgf per 1.5 mm. The chart shows the leveling foot load capacity of bolt and base dimension $\Phi 100$ mm. 設定荷重700kgf下壓值1.5mm, $\Phi 100$ 圓腳座荷重測試曲線圖(不含盤墊)

材質與表面處理

- 盤座：超韌尼龍，黑色。
- 螺桿：DK-05合金鋼(SCM)，鍍鋅(RoHS規範)。
DS-05不銹鋼(SUS304)。
- 盤墊：橡膠(NBR)，耐油、耐鹼、耐熱130°C。

特徵

- 機械安裝時，地面傾斜自動導正水平。
- 鬆緊度適中。
- 防震、防銹(DS系列)、耐鹼、防滑、耐磨耗、耐油。

MATERIAL AND FINISH

- DK-05
- Base: Nylon, Black.
 - Cushion: Rubber (NBR), Greasiness, Alkali/Heat 130°C.
 - Bolt: Steel (SCM), Zinc plated.
- DS-05
- Base: Nylon, Black.
 - Cushion: Rubber (NBR), Greasiness, Alkali/Heat 130°C.
 - Bolt: Stainless steel (SUS304).

SPECIFICATIONS:

Unit:mm

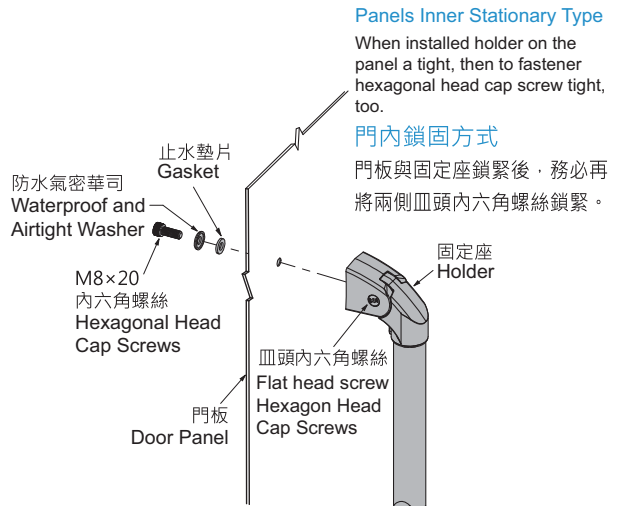
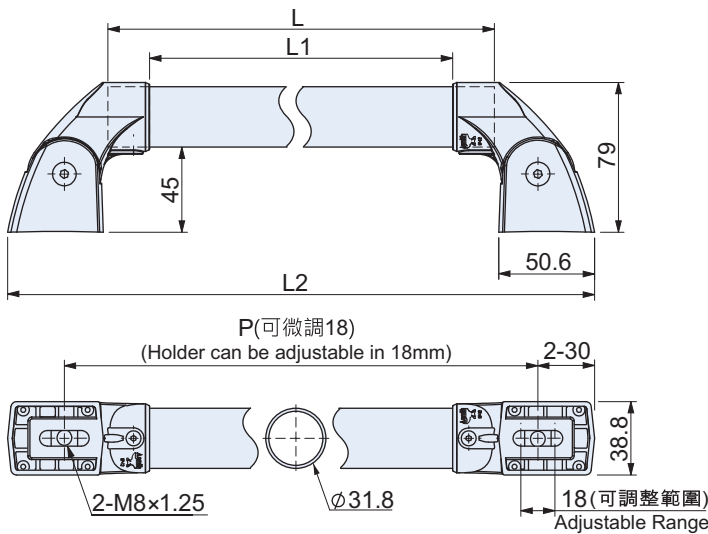
產品編號 Item No.		尺寸 Dimensions							荷重 Load Capacity (kg)	重量 Weight (g)	
螺桿 SCM	螺桿 SUS304	M	L	ØD	H1	H2	H3	W		SCM	SUS304
	DS-0550400N	5/8"-11UNC	101	100	44	30	23	700	700	362	
DK-0516100N	DS-0516100N	M16*P2.0	100								46.4
DK-0516150N	DS-0516150N	M16*P2.0	150		30.5	16	30	700	475	483	
DK-0520100N	DS-0520100N	M20*P2.5	100								48.4
DK-0520150N	DS-0520150N	M20*P2.5	150		800	644	648				
DK-0520200N		M20*P2.5	200					800	744		

FEATURES

- Automatic leveling.
- The loose allowance is moderate.
- Resistance to shock, conductance rust (DS Series), alkali, slip, abrasion and greasiness.

EF-120 Series
ES-121

玻纖直管把手 FRP Grab Handle
不鏽鋼直管把手 SUS304 Grab Handle



Panels Outside Stationary Type

- Please refer to the photo to install holder on the panel firstly (At this moment, do not install too tight).
- To look a suitable pitch for this handle, then to install handle tight.
- Finally, to fastener hexagonal head cap screw tight.

材質與表面處理

- 固定座：聚酯纖維(PA6-GF33)，黑色、灰色。
- 手握柄：EF-120 玻璃纖維(FRP)，黑色、灰色。
ES-121 不銹鋼(SUS304)，毛絲面。

特徵

- 玻璃纖維(FRP)具有高剛性特質，載重可達金屬等級。重量輕，絕緣不導電，低溫環境下不易凍手。
- 固定座孔距可微調18mm便於安裝調整。
- 固定座耐熱：-20°C~150°C，耐酸鹼、耐油。
- 固定座具防水功能(IP66)。

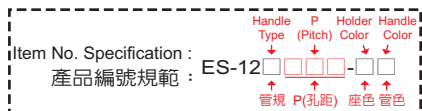
MATERIAL AND FINISH

- Holder：Polyamide(PA6-GF33)，Black or Sliver.
- EF-120 Handle：Fibre-reinforced plastic(FRP)，Black or Sliver.
- ES-121 Handle：Stainless Steel(SUS304)，Brushed finish.

FEATURES

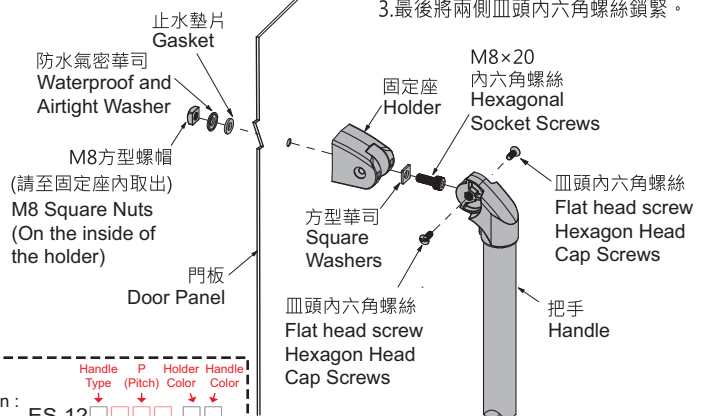
- FRP is with the characteristics of high stiffness and high loading. It is very light and a insulator to electronics. Users will not be frostbitten when the operating temperature is frozen.
- The hole pitch can be adjustable within 18mm easy to install.
- Holders working temperature is -20°C~150°C, also resistance to acid, alkali, and greasiness.
- The holder is waterproof (IP66).

SPECIFICATION:



門外鎖固方式

- 先將固定座以圖示方式輕鎖於門板上。
- 再以把手合兩孔適當孔距後再鎖緊。
- 最後將兩側皿頭內六角螺絲鎖緊。



Unit: mm

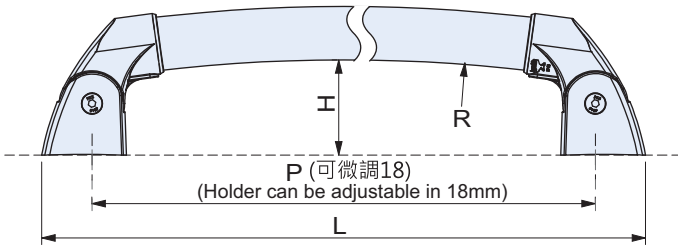
產品編號 Item no.	座色 Holder Color	管色 Handle Color	重量 Weight (g)	荷重 Load Capacity (kg/pcs)	產品編號 Item no.	座色 Holder Color	重量 Weight (g)	荷重 Load Capacity (kg/pcs)	尺寸 Dimensions			
									P	L	L1	L2
EF-120180			307	60	ES-121180		343	100	180	134	90	240
EF-120250			342		ES-121250		397		250	204	160	310
EF-120300	B(黑色) Black	B(黑色) Black	367		ES-121300	B(黑色) Black	435		300	254	210	360
EF-120400	S(灰色) S(灰色)	S(灰色) S(灰色)	418		ES-121400	S(灰色) S(灰色)	512		400	354	310	460
EF-120500	Gray	Gray	468		ES-121500	Gray	588		500	454	410	560
EF-120600			518		ES-121600		665		600	554	510	660
EF-120800			618		ES-121800		818		800	754	710	860

備註：1000pcs以上，EF-120系列管色可提供客製化。 Remark: EF-120 Handle: M.O.Q. 1000 PCS above, Optional custom color.

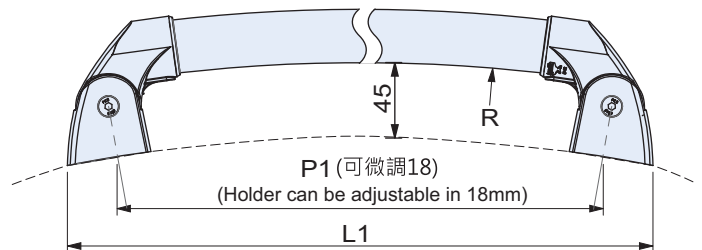
ES-122300S



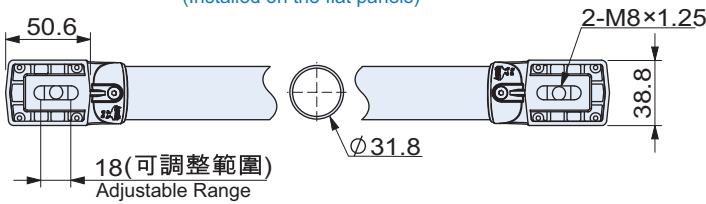
ES-123600B



(安裝於平面門板)
(Installed on the flat panels)



(安裝於弧面門板)
(Installed on the curved panels)



Panels Outside Stationary Type

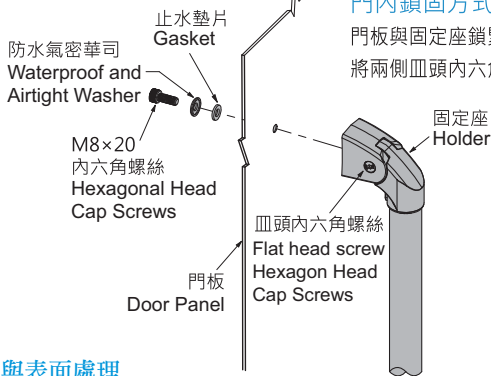
1. Please refer to the photo to install holder on the panel firstly (At this moment, do not install too tight).
2. To look a suitable pitch for this handle, then to install handle tight.
3. Finally, to fastener hexagonal head cap screw tight.

Panels Inner Stationary Type

When installed holder on the panel a tight, then to fastener hexagonal head cap screw tight, too.

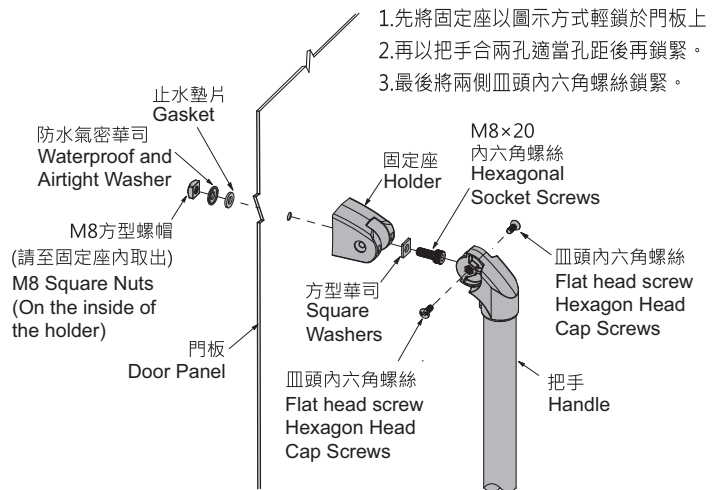
門內鎖固方式

門板與固定座鎖緊後，務必再將兩側皿頭內六角螺絲鎖緊。



門外鎖固方式

1. 先將固定座以圖示方式輕鎖於門板上。
2. 再以把手合兩孔適當孔距後再鎖緊。
3. 最後將兩側皿頭內六角螺絲鎖緊。



材質與表面處理

- 固定座：聚酯纖維(PA6-GF33)，黑色、灰色。
- 手握柄：不鏽鋼(SUS304)，毛絲面。

特徵

- 固定座孔距可微調18mm便於安裝調整。
- 固定座耐熱：-20°C~150°C，耐酸鹼、耐油。
- 固定座可適用於各種弧度面門板，具防水功能(IP66)。

MATERIAL AND FINISH

- Holder : Polyamide(PA6-GF33), Black or Sliver.
- Handle : Stainless Steel(SUS304), Brushed finish.

FEATURES

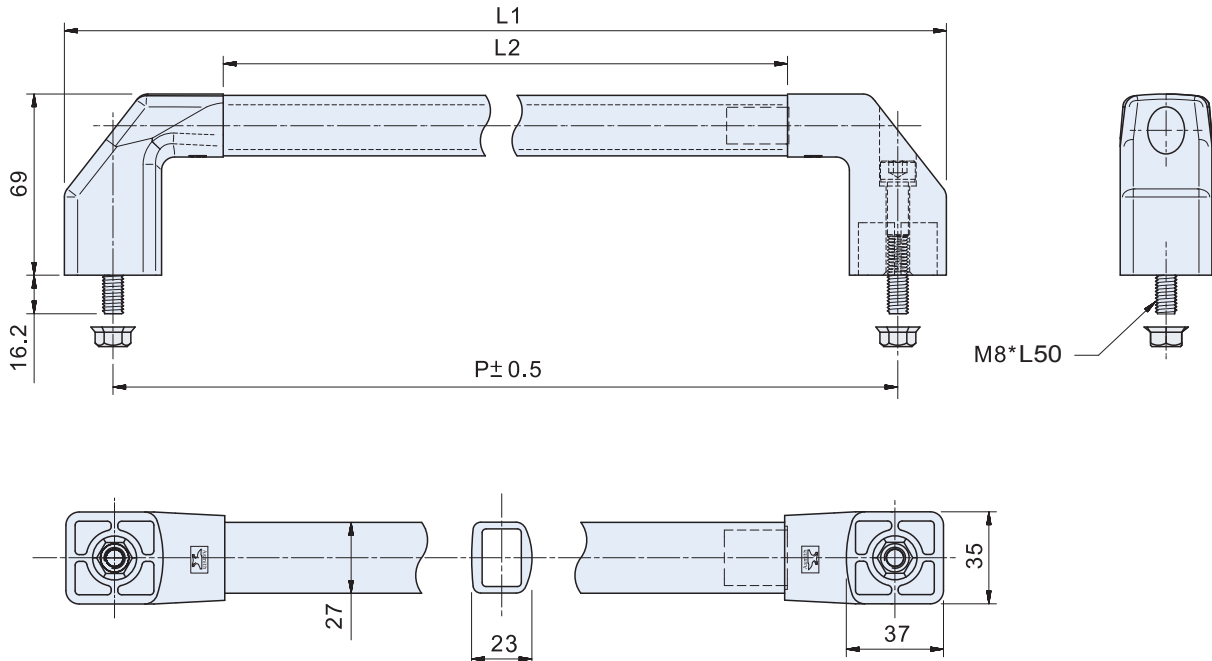
- The hole pitch can be adjustable within 18mm, easy to install.
- Holders working temperature is -20°C~150°C, also resistance to acid, alkali, and greasiness.
- The holder is waterproof(IP66) and can suit for all kind of panel with different curve angle.



SPECIFICATION:

Unit: mm

產品編號 Item no.	座色 Holder Color	尺寸 Dimensions						重量 Weight (g)	荷重 Load Capacity (kg/pcs)
		R	P	P1	H	L	L1		
ES-122300	B(黑色) Black S(灰色) Gray	950	300	290	56.8	360	349	453	100
ES-122600			600	580	94	660	637	666	
ES-123600		1680	600	589	72	660	647.4	673	
ES-123700			700	686	82	760	744.8	752	
ES-123800			800	784	93.5	859.8	842.4	805	
ES-124700			700	690	75.4	760	748.7	750	
ES-124800	2038	800	787	84.8	859.8	846	823		



材質與表面處理

- 固定座：聚醯纖維(PA6-GF33)，黑色。
- 手握柄：鋁合金(6063)，包括鋁本色及黑色兩種。

特徵

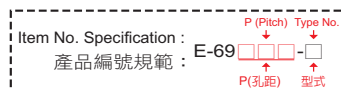
- 固定座與手握柄兩色區別，外型美觀。
- 安裝迅速，從外向板面固定螺絲，板面可攻牙，或沖孔用螺母固定，而不受內部狹小影響作業。
- 固定座耐熱：-20°C~+150°C。
- 附M8螺絲。
- 耐酸鹼、耐油。

MATERIAL AND FINISH

- Holder: Polyamide (PA6-GF33), Black.
- Handle: Aluminum alloy (6063), Anodized in natural or black color.

FEATURES

- Could be quick installed on the panel with a tapped hole or with a normal hole by nut.
- Tight the screw from outside, working space is not effected by the cabinet inner space.
- Weathering resistance of PA holder is -20°C~+150°C
- Holder attach M8*L50 screw, the outlook is artistic.
- Resistance to acid, alkali, greasiness.



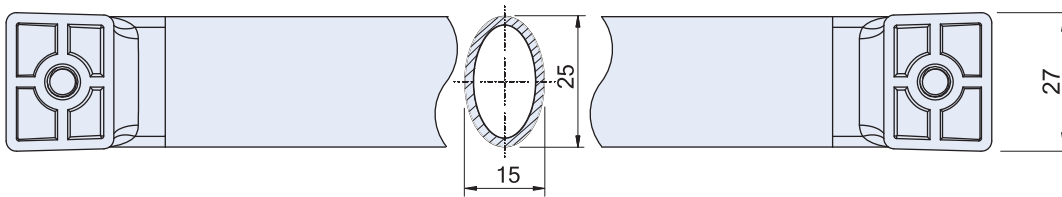
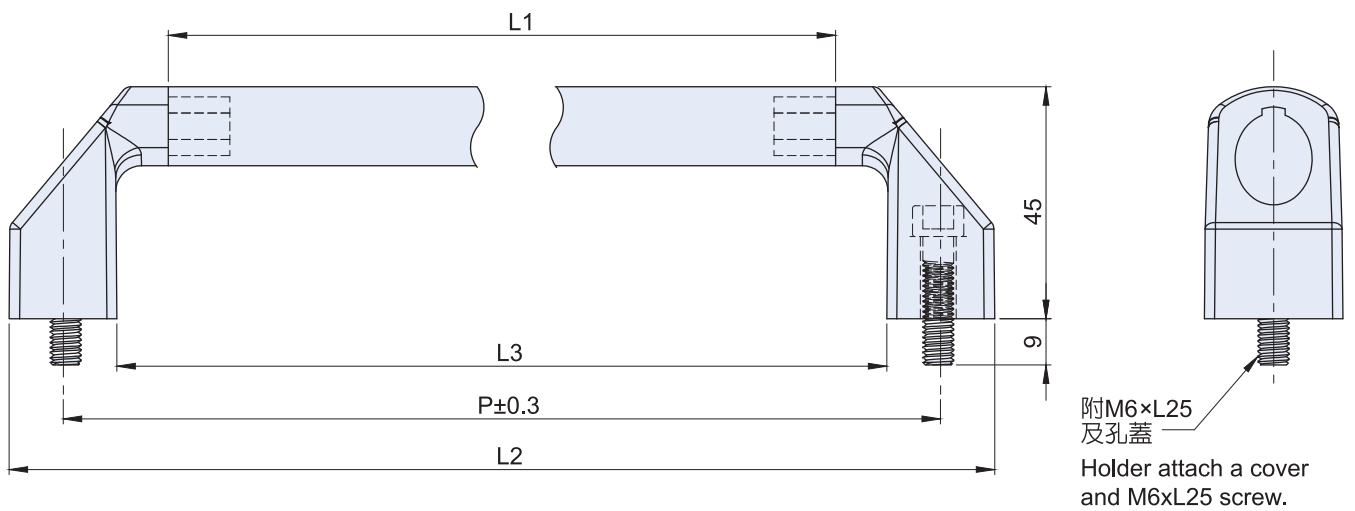
Color selection:

型式 Type No.	顏色 Color	
	固定座 Holder	手握柄 Handle
8	黑色 Black	鋁本色 Aluminum
9	黑色 Black	黑色 Black

SPECIFICATIONS:

Unit:mm

產品編號 Item No.	尺寸 Dimensions			重量 Weight (g)	荷重 Load Capacity (kg/pcs)
	L1	L2	P		
E-69180	217	98	180	290	100
E-69250	287	168	250	344	
E-69300	337	218	300	377	
E-69350	387	268	350	420	
E-69400	437	318	400	458	
E-69500	537	418	500	531	



材質與表面處理

- 固定座：聚醯纖維(PA6-GF33)，黑色。
- 手握柄：鋁合金(6063)，鋁本色。

特徵

- 固定座附螺絲孔蓋，外型美觀。
- 安裝迅速，從外向板面固定螺絲，板面可攻牙，或沖孔用螺母固定，而不受內部狹小影響作業。
- 固定座耐熱：-20°C~+150°C。
- 附M6螺絲。
- 耐酸鹼、耐油。

MATERIAL AND FINISH

- Holder: Polyamide (PA6-GF33), Black
- Handle: Aluminum alloy(6063), Anodized in natural color.

FEATURES

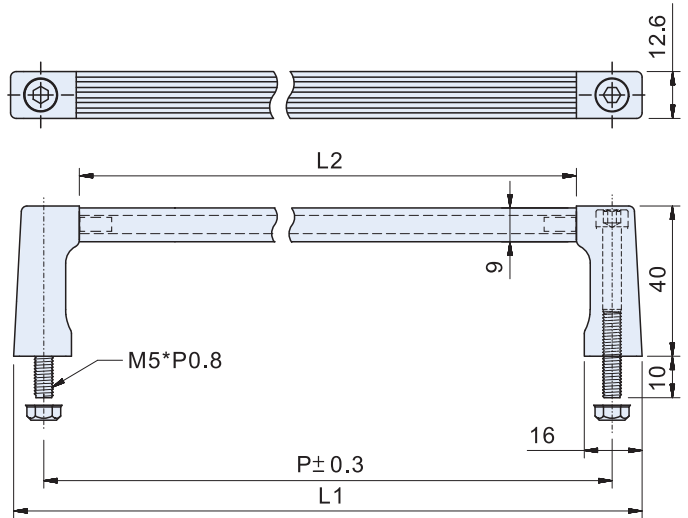
- Could be quick installed on the panel with a tapped hole or with a normal hole by nut.
- Tight the screw from outside, working space is not effected by the cabinet inner space.
- Weathering resistance of PA holder is -20°C~+150°C
- Holder attach a cover and M6*L25 screw, the outlook is artistic.
- Resistance to acid, alkali, greasiness.

SPECIFICATIONS

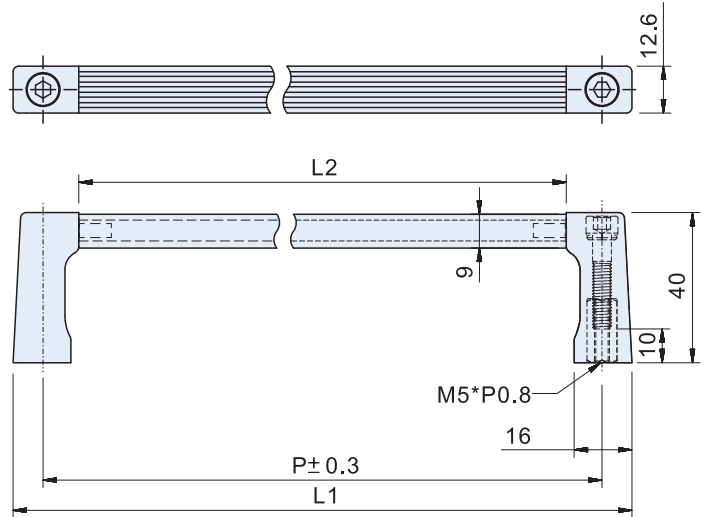
Unit:mm

產品編號 Item No.	尺寸Dimensions				重量 Weight (g)	荷重 Load capacity (kg/pcs)
	L1	L2	L3	P		
EA-45120	80	142	100	120	61	53
EA-45140	100	162	120	140	66	42
EA-45170	130	192	150	170	76	38

E-40 板外固定式(附配件包)
Outside stationary type (Included accessories)



E-41 板内固定式
Inner stationary type



材質與表面處理

- 固定座: 聚酯纖維(PA6-GF33), 黑色, 乳白色。
- 手握柄: 鋁合金(6063), 鋁本色及黑色。

特徵

- 耐酸鹼、耐油。
- 適用溫度 -20°C~120°C。

MATERIAL AND FINISH

- Holder: Polyamide (PA6-GF33), Black, White.
- Handle: Aluminum alloy (6063), Anodized in natural or black color.

FEATURES

- E-40 Series: Could be quick installed on the panel with a tapped hole or with a normal hole (by nut), and tight the screw from outside.
- E-41 Series: Installed with a normal hole, tight the screw from inside.
- Resistance to acid, alkali, greasiness.
- Working temperature between -20°C~120°C.

Color selection:

型式 Type No.	顏色 Color	
	固定座 Holder	手握柄 Handle
8	黑色 Black	鋁本色 Aluminum
9	黑色 Black	黑色 Black
8W	乳白色 White	鋁本色 Aluminum
9W	乳白色 White	黑色 Black

產品型式編號: E-4□□□□□□□
Item-Type No. ↑
固定座、手握柄顏色型式號
Holder & Handle Type No.

SPECIFICATIONS: (Use for general panel)

Unit:mm

產品編號 Item No. (E-40 Series)	重量 Weight (g)	產品編號 Item No. (E-41 Series)	重量 Weight (g)	L1	L2	P	荷重 Load capacity (kg/pcs)
E-4055	39	E-4155	40.5	71	36	55	45
E-4088	44	E-4188	45.5	104	69	88	
E-40100	45	E-41100	46.5	116	81	100	
E-40120	47	E-41120	48.5	136	101	120	
E-40150	52	E-41150	53.5	166	131	150	
E-40180	56	E-41180	57.5	196	161	180	
E-40235	63.5	E-41235	65	251	216	235	

SPECIFICATIONS: (Standard versions for 19" drawers and instruments)

Unit:mm

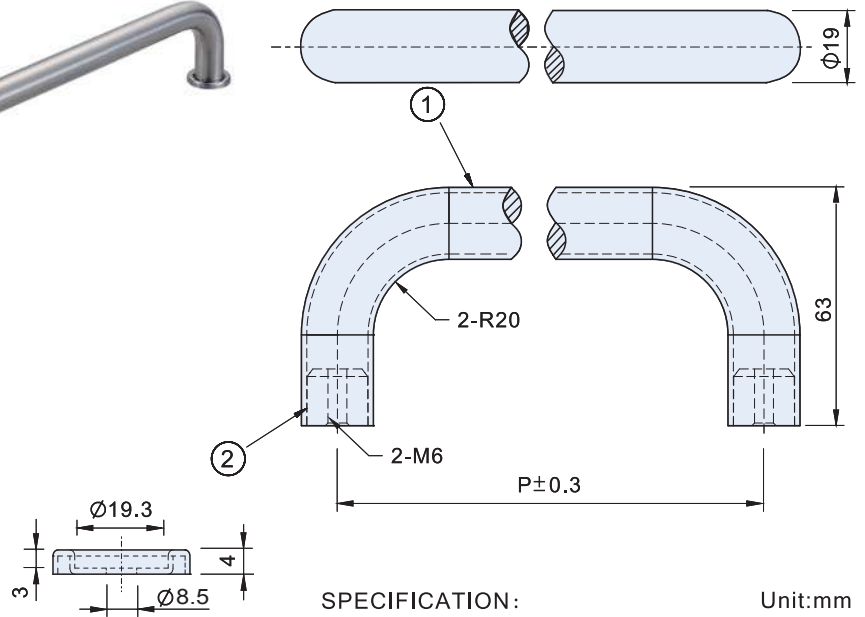

產品編號 Item No. (E-40 Series)	重量 Weight (g)	產品編號 Item No. (E-41 Series)	重量 Weight (g)	L1	L2	P	面板規格 Height of front panel	荷重 Load capacity (kg/pcs)
E-4070	42	E-4170	43.5	86	51	70	2U	45
E-40115	48	E-41115	49.5	131	96	115	3U	
E-40159	54	E-41159	55.5	175	140	159	4U	
E-40203	60	E-41203	61.5	219	184	203	5U	
E-40248	65	E-41248	66.5	264	229	248	6U	

*It means for 19" front panel handles: HE = units of height, 1 HE = 44.45 mm = 1-6/8"
Height of front panels = HE * 44.45 - 0.8mm

ES-6319253



美觀座
Mounting Washer



材質與表面處理

- 1.手把：不銹鋼(SUS304)，毛絲面。
- 2.固定座：青銅。
- 3.美觀座：不銹鋼(SUS304)，材料本質。

MATERIAL AND FINISH

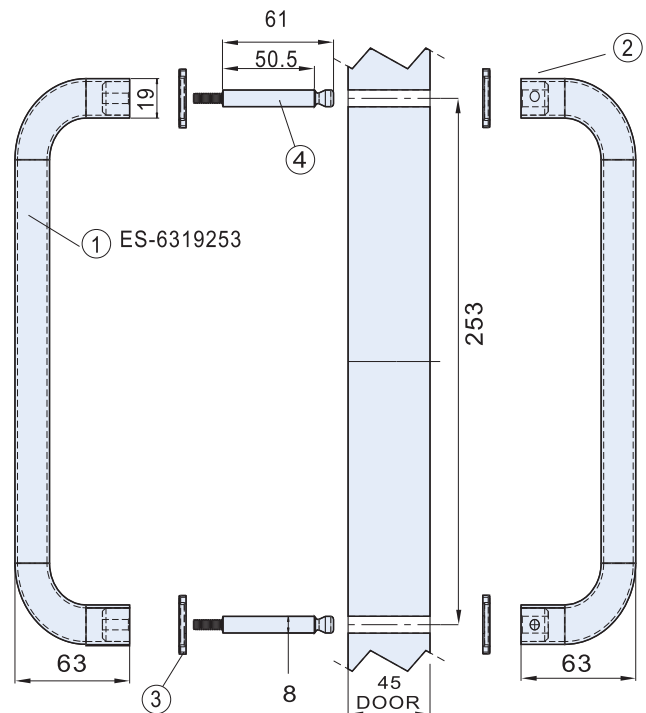
- 1.Handle: Stainless steel(SUS304), Brushed finish.
- 2.Holder: Bronze, Natural.
- 3.Mounting Washers: Stainless steel(SUS304), Natural.

SPECIFICATION:

Unit:mm

產品編號 Item No.	P	荷重 Load Capacity(kg/pcs)	重量 Weight (g)
ES-6319200	200	100	225
ES-6319253	253		258
ES-6319300	300		285

ES-6319253D



材質與表面處理

- 1.手把：不銹鋼(SUS304)，毛絲面。
- 2.固定座：青銅。
- 3.美觀座：不銹鋼(SUS304)，材料本質。
- 4.螺桿：S45C。

MATERIAL AND FINISH

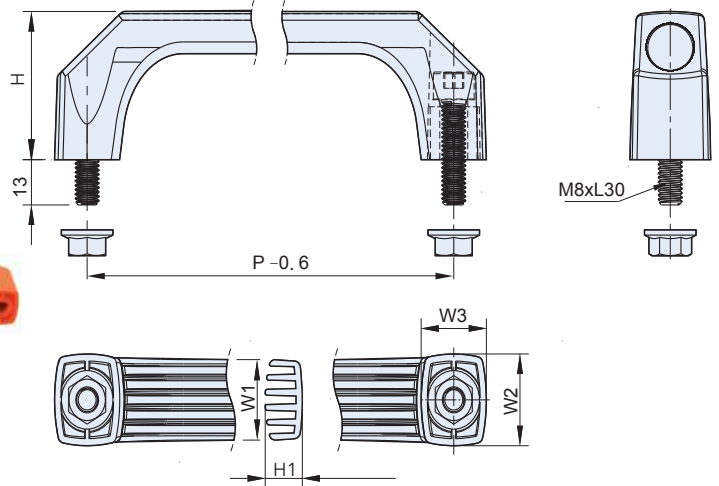
- 1.Handle:Stainless steel(SUS304), Brushed finish.
- 2.Holder:Bronze, Natural.
- 3.Mounting Washers:Stainless steel(SUS304), Natural.
- 4.Screw:S45C,Metal surface treatment.

SPECIFICATION:

Unit:mm

產品編號 Item No.	P	荷重 Load Capacity (Kg)	重量 Weight (g)
ES-6319253D	253	100	560

EP-021 Series 握柄把手 Grab Handle



材質與表面處理

- 材質：尼龍加纖(PA6-GF33)。

MATERIAL AND FINISH

- Polyamide (PA6-GF33), Black and orange.

特徵

- 安裝迅速，從外向板面固定螺絲，板面可植入螺母或攻牙。
- 耐熱150°C、耐寒-20°C。
- 附M8螺絲。
- 耐酸鹼、耐油。

FEATURES

- Could be quick installed on the panel with a tapped hole or with a normal hole (by nut), and tight the screw from outside.
- Working temperature: -20°C to 150°C
- With screws M8*30mm length 2pcs.
- Resistance to acid, alkali, greasiness.

有配件包 With screws pack	無配件包 Without screws pack
EP-02120B	EP-022120B
EP-02150B	EP-022150B
EP-02180B	EP-022180B
EP-02120R	EP-022120R
EP-02150R	EP-022150R
EP-02180R	EP-022180R

SPECIFICATION:

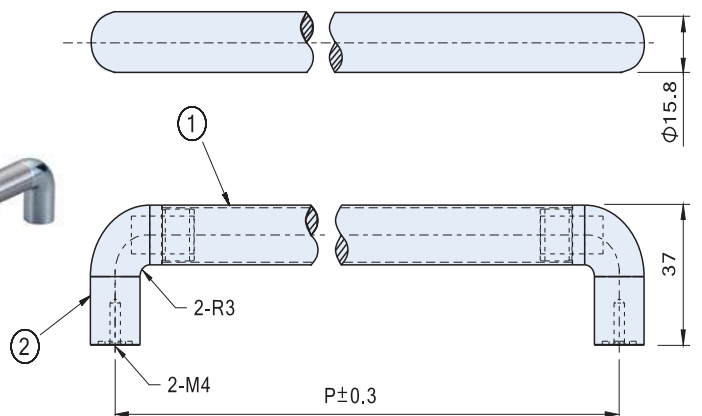
Unit:mm

產品編號 Item no.	尺寸 Dimensions						顏色 Color	荷重 Loading Capacity(kg)	重量 Weight(g)		
	P	H	H1	W1	W2	W3					
EP-02120B	120	42	12	23	26	21	黑 Black	80	90		
EP-022120B									115		
EP-02150B									130		
EP-022150B	150	50	13	23.5	28	23			橘 Orange	90	
EP-02180B										115	
EP-022180B										130	
EP-02120R	120	42	12	23	26	21	橘 Orange	80		90	
EP-022120R										115	
EP-02150R										130	
EP-022150R	150	50	13	23.5	28	23			橘 Orange	80	115
EP-02180R											130
EP-022180R											130

ES-3716 Series 握柄把手 Grab Handle



ES-3716160



材質與表面處理

- 1.手把:不銹鋼(SUS304)，毛絲面。
- 2.固定座:鋅合金，鍍鉻。

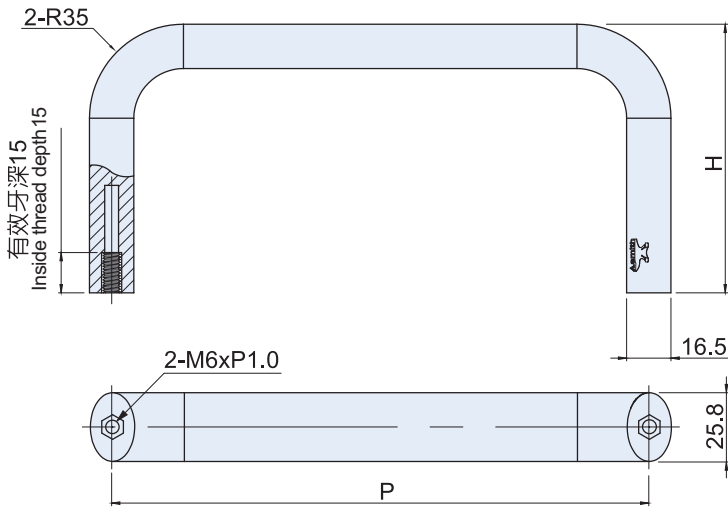
MATERIAL AND FINISH

- 1.Handle: Stainless steel(SUS304), Brushed finish.
- 2.Holder: Zinc alloy, Chrome plated.

SPECIFICATION:

Unit:mm

產品編號 Item No.	P	荷重 Load Capacity (kg/pcs)	重量 Weight (g)
ES-3716130	130	50	118
ES-3716160	160		122
ES-3716200	200		133



EP-04



材質與表面處理

- 手把：PP，黑色。

MATERIAL AND FINISH

- Handle: PP, Black.

特徵

- 防止靜電。
- 低溫操作時不黏手。
- 適用溫度-15°C~80°C。
- 耐酸鹼、耐油。

FEATURES

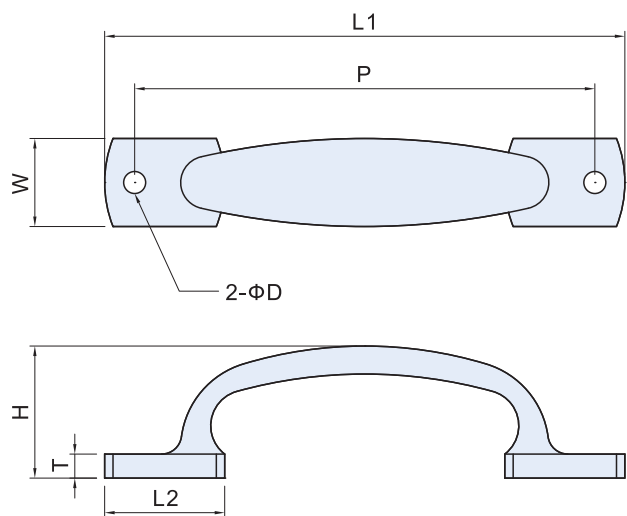
- To prevent static electricity.
- Prevent from adhesions when operating at low temperature.
- Working temperature between -15°C~80°C.
- Resistance to acid, alkali, greasiness.

SPECIFICATION:

Unit:mm

產品編號 Item no.	P	H	荷重 Loading Capacity(kg)	重量 Weight(g)
EP-041200B	200	98	30	122
EP-042200B		168		227

ES-2068



SPECIFICATION :

Unit : mm

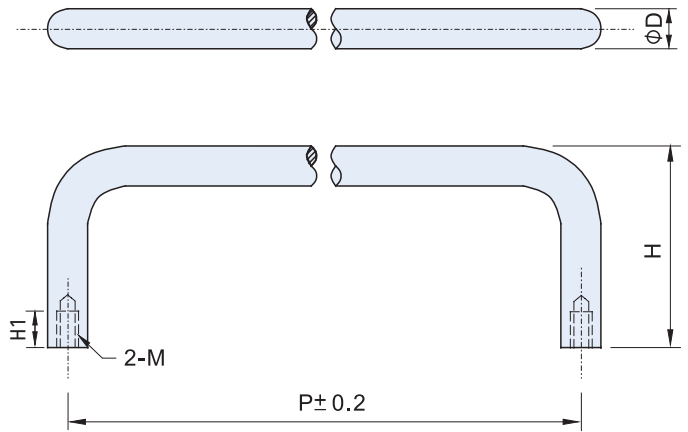
產品編號 Item No.	材質 Material	表面處理 Finish	尺寸 Dimensions							重量 Weight(g)
			L1	L2	P	W	H	T	D	
ES-2068-1	SUS304	亮面拋光 High gloss polished	145	35	125	25	34	6	6.5	155
ES-2068-2			130	30	115	22	33	6	5.5	120
ES-2068-3			120	29	105	20	30	5	5.5	90

材質與表面處理

- 不銹鋼(SUS304)，亮面拋光。

MATERIAL AND FINISH

- Stainless steel(SUS304), High gloss polished.



SPECIFICATION :

Unit : mm

產品編號 Item No. (SUS304)	重量 Weight (g)	產品編號(鍍鉻色) Item No (Bright chrome plated)	重量 Weight (g)	產品編號(黑色) Item No (Black coating)	重量 Weight (g)	P	D	M	H	H1
ES-3206055	22.6	ET-3206055W	25	ET-3206055B	25	55	6.3	M4	32	8
ES-3206064	24.8	ET-3206064W	27.2	ET-3206064B	27.2	64				
ES-3206076	27.8	ET-3206076W	30.2	ET-3206076B	30.2	76				
ES-3206088	30.6	ET-3206088W	33.2	ET-3206088B	33.2	88				
ES-3206100	33.6	ET-3206100W	36.2	ET-3206100B	36.2	100				
ES-3508055	37.8	ET-3508055W	42.1	ET-3508055B	42.1	55	8	M5	35	10
ES-3508088	50.8	ET-3508088W	55.2	ET-3508088B	55.2	88				
ES-3508100	55.8	ET-3508100W	59.9	ET-3508100B	59.9	100				
ES-3508120	63.6	ET-3508120W	67.8	ET-3508120B	67.8	120				
ES-3508136	70.2	ET-3508136W	71	ET-3508136B	71	136				
ES-4010088	80.6	ET-4010088W	90	ET-4010088B	90	88	10	M6	40	12
ES-4010100	88.4	ET-4010100W	97.2	ET-4010100B	97.2	100				
ES-4010120	100.4	ET-4010120W	109.5	ET-4010120B	109.5	120				
ES-4010150	118	ET-4010150W	128	ET-4010150B	128	150				
ES-4010180	136	ET-4010180W	146.5	ET-4010180B	146.5	180				
ES-4310200	155					200	M5	43		
ES-4310235	179					235				

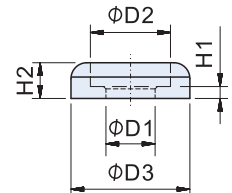
材質與表面處理

- 不銹鋼(SUS304)，震動亮面。
- 鐵(1008)，鍍鉻色及黑色。

MATERIAL AND FINISH

- Stainless steel (SUS304), Vibration ground.
- Steel (1008), Bright chrome plated or Black coating.

棒材把手 專用美觀座 Mounting Washers



材質與表面處理

- 不銹鋼(SUS304)，震動亮面。
- 鐵(1008)，黑色。

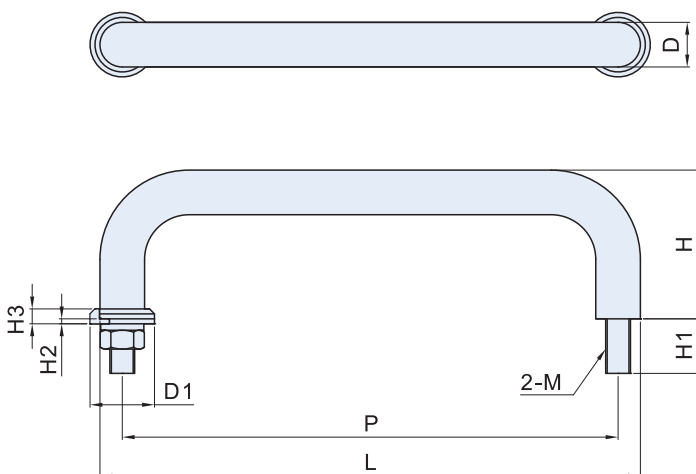
MATERIAL AND FINISH

- Stainless steel (SUS304), Vibration ground.
- Steel (1008), Black coating.

SPECIFICATIONS

Unit:mm

產品編號 Item No. (SUS304)	產品編號 鐵(黑色) Item No. (Black coating)	H1	H2	D1	D2	D3
53206SW	53206TB	1.2	2.5	4.2	6.5	10
53508SW	53508TB	1.3	3	5.2	8.1	12
54010SW	54010TB	1.5	4.5	6.2	10.1	15



SPECIFICATION :

Unit : mm

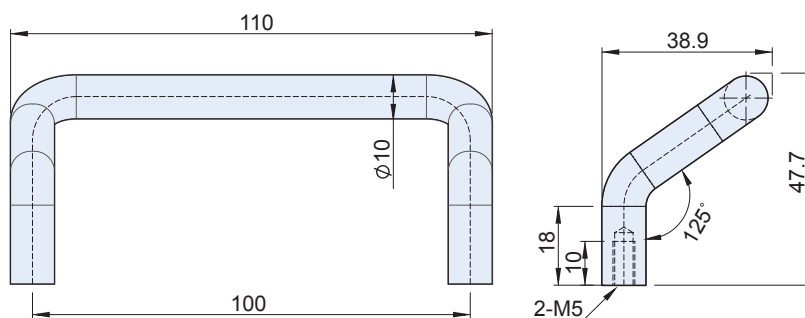
產品編號 Item No.	材質 Material	表面處理 Finish	尺寸 Dimensions									重量 Weight(g)
			L	H	H1	H2	H3	P	D	D1	M	
ES-5012288E	SUS304	亮面拋光 High gloss polished	300	50	20	1.5	4.5	288	12	18	M8	365
ES-5012238E			250	50	20	1.5	4.5	238	12	18	M8	320
ES-5012188E			200	50	20	1.5	4.5	188	12	18	M8	270
ES-5012150E			162	50	20	1.5	4.5	150	12	18	M8	235
ES-4010120E			130	40	11	1.5	3.5	120	10	15	M6	125
ES-4010110E			120	40	11	1.5	3.5	110	10	15	M6	120
ES-3009100E			109	30	11	1	3	100	9	13	M5	80
ES-3107068E			75	31	11	1	3	68	7	10	M5	40
ES-2206060E			66	22	7	1.5	2.5	60	6	10	M4	20
ES-2206040E			46	22	7	1.5	2.5	40	6	10	M4	15

材質與表面處理

■ 不銹鋼(SUS304), 亮面拋光。

MATERIAL AND FINISH

■ Stainless steel(SUS304), High gloss polished.



特徵

■ 棒材把手：斜背式取手，特殊角度125度。

材質與表面處理

■ 鋼材(1008), 鍍鉻色。

FEATURES

■ Round-Bar Handle : Hatchback type handle, particular angle 125 degree.

MATERIAL AND FINISH

■ Material: Steel(1008) - bright chrome plated.

SPECIFICATION :

Unit : mm

產品編號 Item No.	材質 Material	表面處理 Finish	重量 Weight(g)
ET-44100W	鐵 Steel	鉻色 Bright chrome plated	120

ET-3608100W

棒材把手 Round-Bar Handle and Mounting Washers

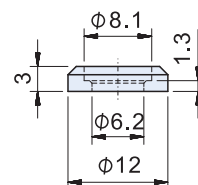
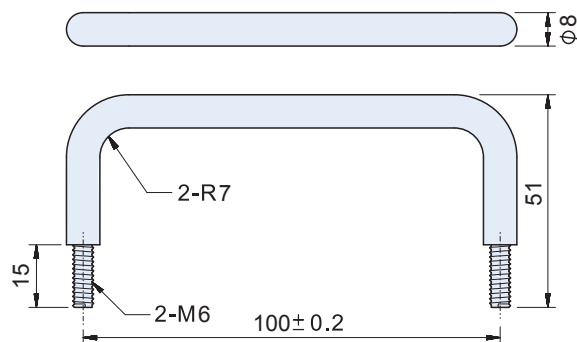


ET-3608100W



53608SW

可選配 (May choose and match)



SPECIFICATIONS :

Unit : mm

產品編號 Item No.	材質 Material	表面處理 Finish	重量 Weight(g)
ET-3608100W	鐵 Steel	鉻色 Bright chrome plated	56.2
53608SW	SUS304	亮面 Vibration ground	1.6

ES-35100
ET-35100

棒材把手 Round-Bar Handle


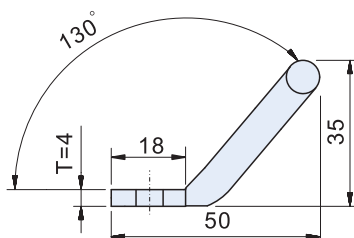
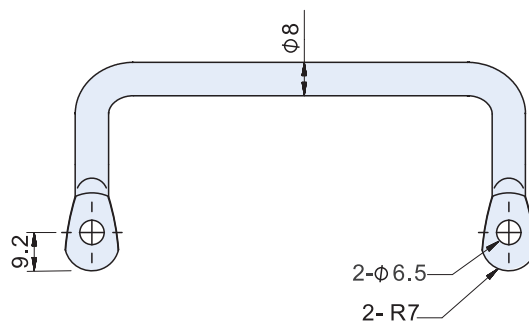
SUS304



ES-35100
ET-35100W



ET-35100B



SPECIFICATIONS:

Unit:mm

產品編號 Item No.	材質 Material	表面處理 Finish	重量 Weight(g)
ES-35100	SUS304	亮面 Vibration ground	77
ET-35100W	Steel	鉻色 Bright chrome plated	76
ET-35100B		黑色 Black coating	

ET-012 Series 箱丸把手 *Trunk Carrying Handle*



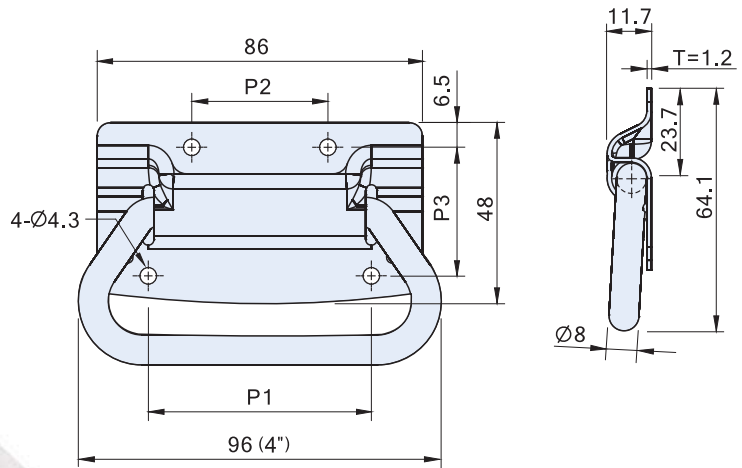
ET-01200B



ET-01200W



ET-01210A



SPECIFICATIONS :

Unit : mm

產品編號 Item No.	材質 Material	表面處理 Finish	尺寸 Dimensions			荷重 Load capacity (kg)	重量 Weight(g)
			P1	P2	P3		
ET-01200B	SPCC	黑色 Black coated	59	36	34	35	121.4
ET-01200W		鍍鋅 Zinc plated					
ET-01210A		材料本質 Nature					

ES-D101 Series 箱丸把手 *Trunk Carrying Handle*



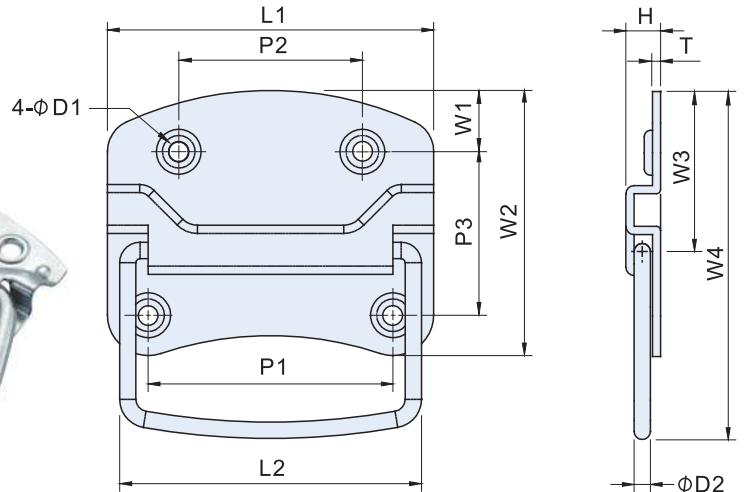
ES-D1013&ET-D10101(4")



ET-D10102(5")



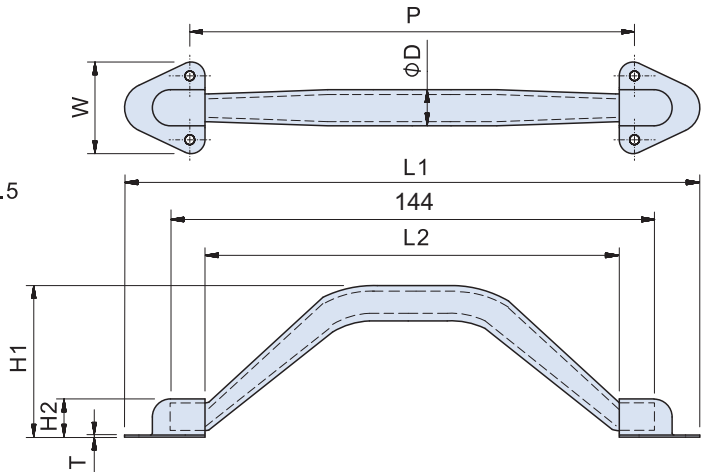
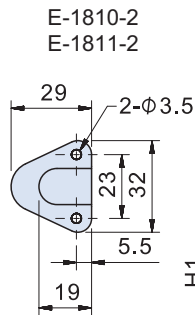
ES-D1014&ET-D1011(3")



SPECIFICATIONS :

Unit : mm

產品編號 Item No.	材質 Material	表面處理 Finish	尺寸 Dimensions													荷重 Load Capacity (KG)	重量 Weight (g)
			L1	L2	W1	W2	W3	W4	H	T	P1	P2	P3	D1	D2		
ES-D1014	SUS304	震動亮面 Vibration ground	80	76(3")	12	63	33	80	10	1.1	60	38	40	5	6	26	75.5
ET-D1011	SPCC	鍍鋅 Zinc plated														23	75.8
ES-D1013	SUS304	震動亮面 Vibration ground	101.4	95(4")	18	78	46.5	97	14	1.5	77	50	49	5.8	8	60	171.4
ET-D10101	SPCC	鍍鋅 Zinc plated														50	149
ET-D10102	SPCC	鍍鋅 Zinc plated														102	126(5")



HOLDER SPECIFICATIONS:

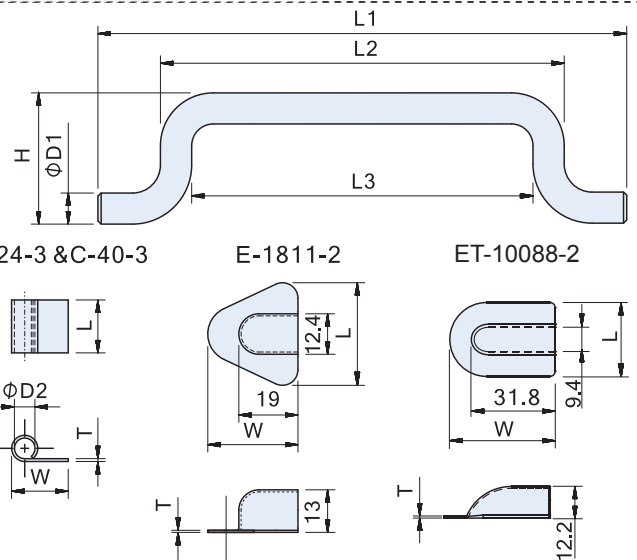
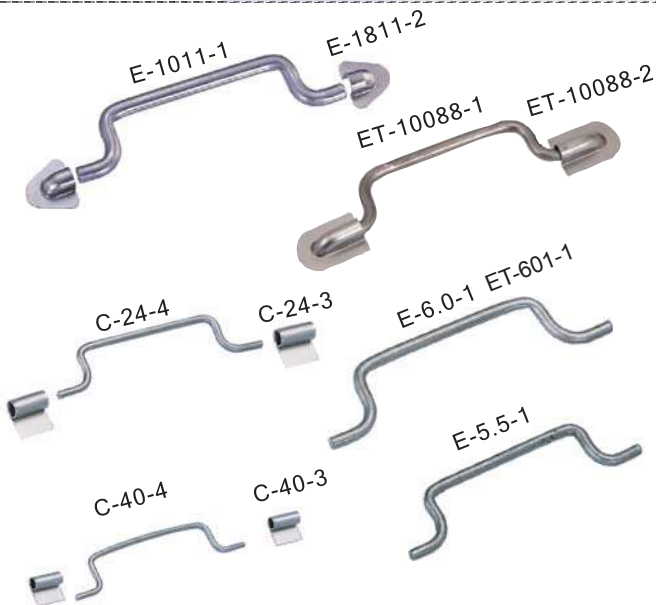
Unit:mm

產品編號 Item No.	材質 Material	表面處理 Finish	樣式區分 Type	重量 Weight(g)
E-1811-2	SPCC	材料本質 Natural	無孔焊接型 Weld-on	5.4
E-1810-2		鍍鎳 Nickel plated	有孔固定型 Screw-on/Rivet-on	5

SPECIFICATIONS: (With Holder)

Unit:mm

產品編號 (含附件) Item No.	材質 Material	表面處理 Finish	樣式區分 Type	尺寸 Dimensions							重量 Weight(g)	
				L1	L2	W	H1	H2	T	P		D
E-1811	SPCC	材料本質 Natural	無孔焊接型 Weld-on	177	119	32	49	13	0.7	130	13.5	43.2
E-1810		鍍鎳 Nickel plated	有孔固定型 Screw-on/Rivet-on									



SPECIFICATIONS:

Unit:mm

產品編號 Item No.	尺寸 Dimensions				適用 Apply to	重量 Weight(g)
	L	W	T	D2		
E-1811-2	32	29	0.7	6.6	E-1011-1	5.4
ET-10088-2	28.5	40.6	0.7		E-10088-1	8.5
C-24-3	17	18.2	0.9	E-6.0-1	4.2	
				E-5.5-1		
				C-24-4		
C-40-3	13.1	13	0.6	4.8	C-40-4	1.4

產品編號 Item No.	尺寸 Dimensions					重量 Weight(g)
	L1	L2	L3	H	D1	
E-6.0-1	141	101	89	35.5	6	39.6
ET-601-1	154	113	101	32.8	6	41
E-5.5-1	121	86	75	30	5.5	28.3
C-24-4	106	72	64.5	23	3.8	11.4
C-40-4	90	64	58	20.5	3	6
E-1011-1	172	129	110	42.5	10	129
ET-10088-1	163.5	113.5	97.5	40.2	8	96

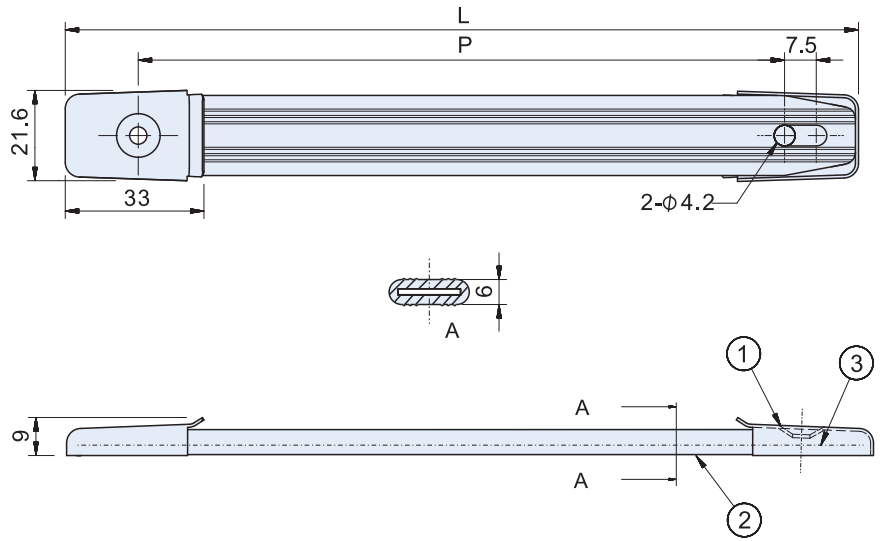
材質與表面處理

- 取手:鐵(1008), 材料本質。
- 取手座:鐵(SPCC), 材料本質。

MATERIAL AND FINISH

- Handle: Steel (1008), Natural.
- Holder: Cold-rolled Steel (SPCC), Natural.

E-170



材質與表面處理

- ①取手座:鐵(SPCC), 鍍鎳處理。
- ②取手:塑膠(PVC)。
- ③補強板:鋼片(SK7)。

特徵

- 耐酸鹼、耐油。
- 適用溫度-20°C~75°C。

MATERIAL AND FINISH

- ①Holder: Cold-rolled Steel (SPCC), Nickel plated.
- ②Handle: Soft Plastic with reinforcing plate inside.
- ③Reinforcing Plate : SK7 steel sheet.

FEATURES

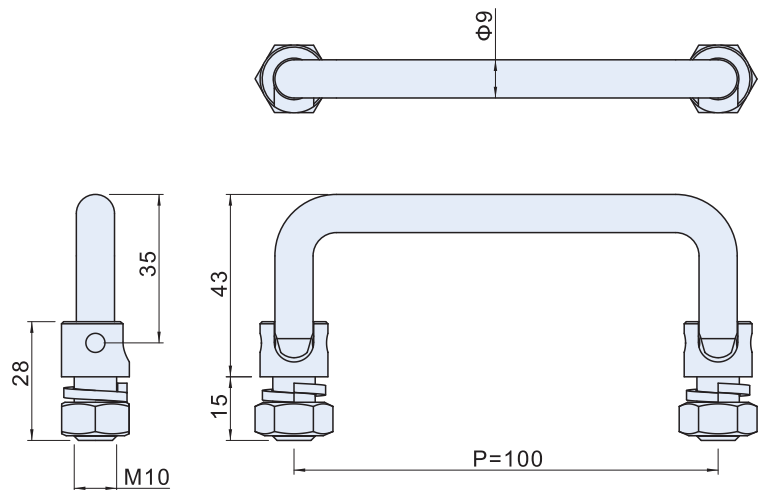
- Resistance to acid, alkali, greasiness.
- Working temperature between -20°C~75°C.

SPECIFICATIONS:

Unit:mm

產品編號 Item No.	L	P	荷重 Load Capacity (kg)	重量 Weight (g)
E-170145	180	145	35	31.4
E-170155	190	155		32.6

ES-4309100



材質與表面處理

- 不銹鋼(SUS304), 震動亮面。

特徵

- 具0°與90°兩點折疊定位點。

MATERIAL AND FINISH

- Stainless steel (SUS304), Vibration ground.

FEATURES

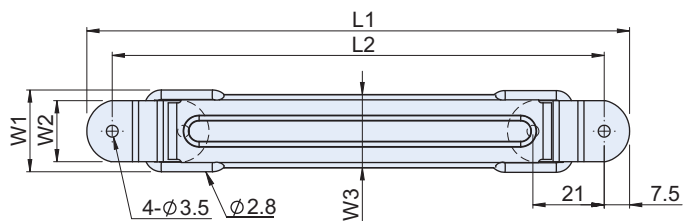
With 0° & 90° two folding position points.

SPECIFICATION :

Unit : mm

產品編號 Item No.	材質 Material	表面處理 Finish	P	適用板厚 Max. panel thickness	重量 Weight(g)
ES-4309100	SUS304	震動亮面 Vibration ground	100	5 ↓	134

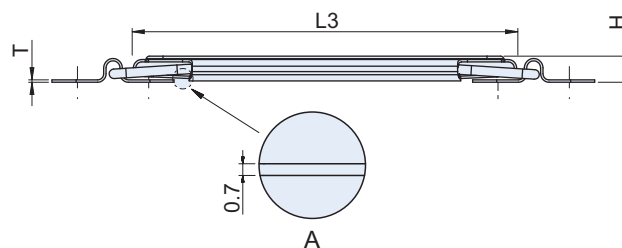
E-15



E-150



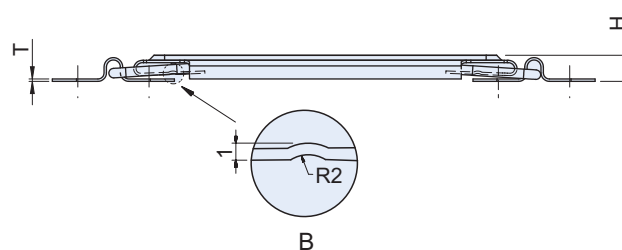
E-15, E-150



E-1521



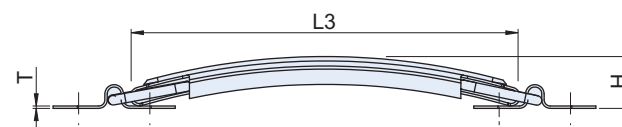
E-1530



E-1530



E-1521, E-16, E-160



E-16



E-160

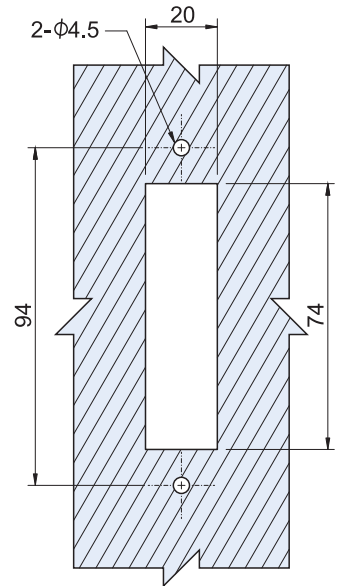
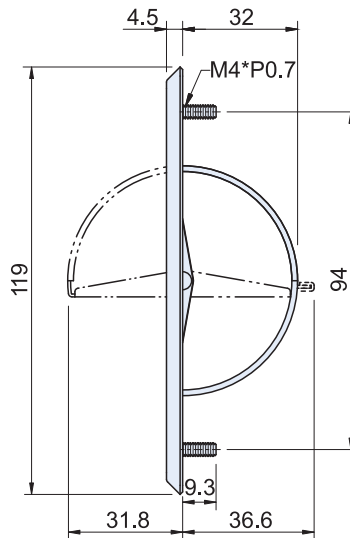
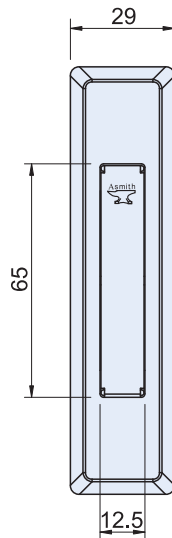


SPECIFICATIONS:

Unit:mm

產品編號 Item No.	材質 Material	表面處理 Finish	樣式區分 Type	尺寸 Dimensions								重量 Weight (g)
				L1	L2	L3	W1	W2	W3	H	T	
E-15	SPCC	材料本質 Natural	無孔焊接型 Weld-on	160	145	113	24.1	18	21.5	7.7	0.7	42.7
E-150		鍍 鎳 Nickel plated	有孔固定型 Screw-on/Rivet-on									
E-1521		材料本質 Natural	無孔焊接型 Weld-on									
E-1530		鍍 鎳 Nickel plated	有孔固定型 Screw-on/Rivet-on									
E-16		材料本質 Natural	無孔焊接型 Weld-on	172	157	128.5	23	13	50			
E-160		鍍 鎳 Nickel plated	有孔固定型 Screw-on/Rivet-on									

ES-0831



材質與表面處理

- 表面毛絲處理，質感高雅大方。
- 手把為平面式可安全的使用在狹小擁擠的空間。
- 耐熱、耐腐蝕。

FEATURES

- Outward appearance lofty artistic.
- Plane formula is to use safely in a narrow space.
- Heat-resisting, Anti-corrosive.

SPECIFICATION :

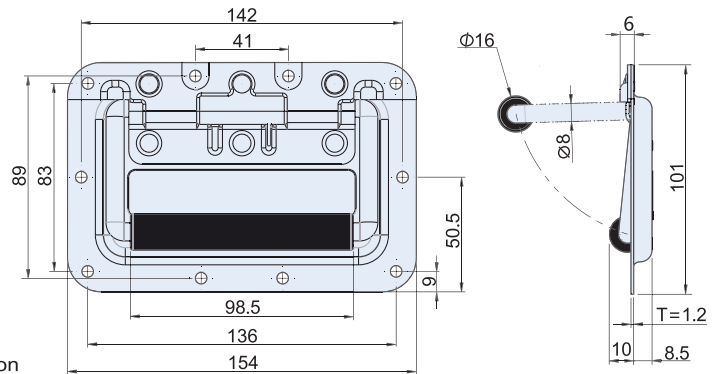
Unit : mm

產品編號 Item No.	材質 Material	表面處理 Finish	重量 Weight(g)
ES-0831	SUS304	毛絲處理 Brushed finish	55

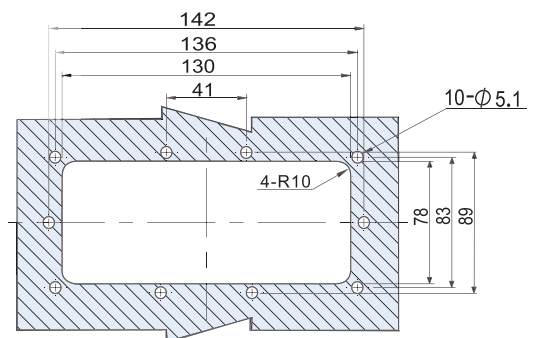
ES-0730



使用例
Example of application



安裝開孔尺寸 Opening size



材質與表面處理特徵

- 不銹鋼 (SUS304)，表面亮面處理，質感高雅大方。
- 塑膠握把 (TPR)
- 利用彈簧的回彈力，將把手收入本體內，表面無突起。

FEATURES

- Stainless steel (SUS304)，Vibration ground.
- Grip (TPR)
- Thanks to spring operation, grip is encased so the panel surface is flush.

SPECIFICATION :

Unit : mm

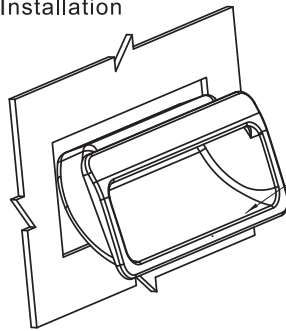
產品編號 Item No.	材質 Material	表面處理 Finish	重量 Weight(g)
ES-0730	SUS304	亮面處理 Vibration ground	360

EP-05 Series

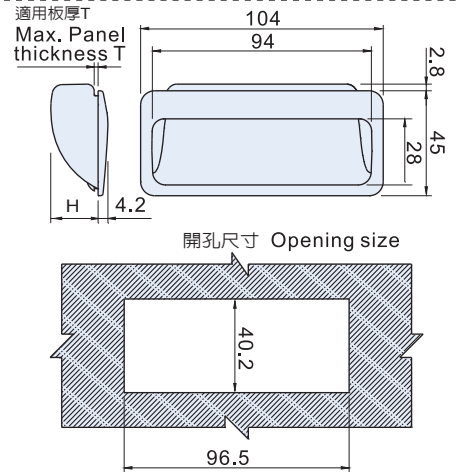
嵌入把手 Pocket Pull



Installation



由中間按壓
To Pull-press
among the
pocket pull.



特徵

- 能快速裝配在板件上，供手拉或手抬使用。
- 表面質感高雅美觀。
- 顏色可依客戶需求訂製MOQ：1000 pcs。
- 適用溫度-10°C~70°C。

用途

- 適用各產業之箱櫃體板件或門板上。

FEATURES

- Easy to assemble.
- Outward appearance lofty artistic.
- Optional custom color. MOQ: 1000 pcs.
- Working temperature between -10°C~70°C.

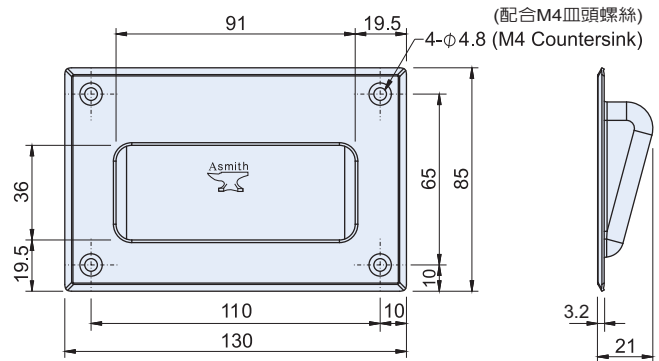
SPECIFICATIONS:

產品編號 Item No.	外觀顏色 Color	材質 Material	適用板厚T(mm) Max. panel thickness T	高度H High	荷重 Load Capacity(kg)	重量 Weight(g)	
EP-0510B	黑色 Black	ABS	1.0	20.3	30	22	
EP-0512B			1.2	20.3			
EP-0516B			1.6	20.3			
EP-0520B			2.0	20.3			
EP-0523B			2.3	20.3			
EP-0530B			3.0	25.3			
EP-0550B	象牙白 Ivory white		5.0	25.3		25	
EP-0580B			8.0	25.3			
EP-0510W			1.0	20.3			22
EP-0512W			1.2	20.3			
EP-0516W		1.6	20.3				
EP-0520W	2.0	20.3					

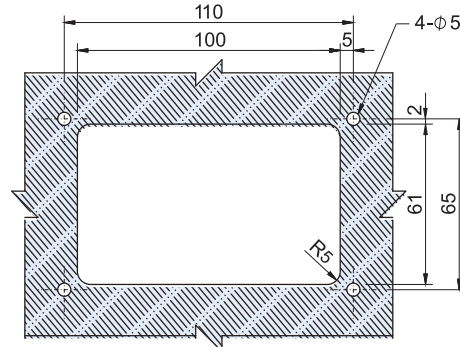
Unit:mm

ES-09300

嵌入把手 Pocket Pull



開孔尺寸 Opening size



特徵

- 不銹鋼(SUS304)，表面毛絲處理，質感高雅大方。
- 手握處兩層板R型構造，握感輕鬆。
- 適用各產業機台或箱櫃體板件及門板供手拉或手抬使用。
- 適用無塵室之產業使用。

FEATURES

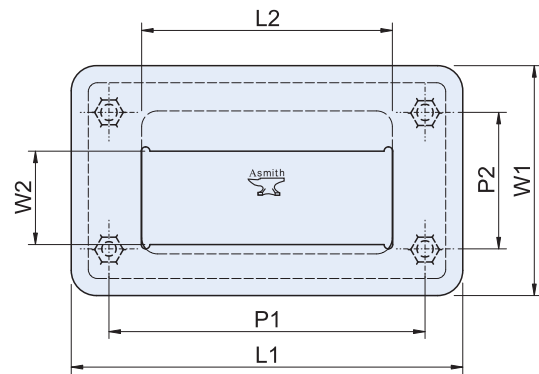
- Stainless steel (SUS304), Brushed finish.
- Outward appearance lofty artistic.
- A good R construction on hold portion of the pocket pull, feel free and easy when hold it.

SPECIFICATION :

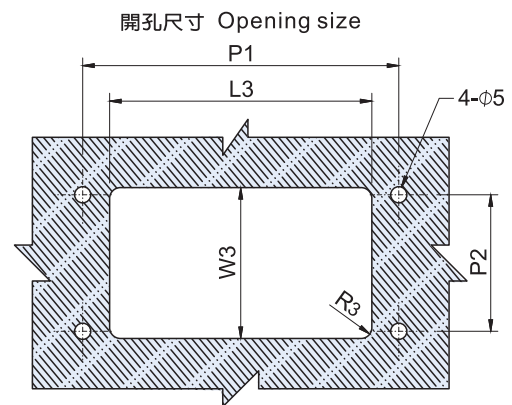
Unit : mm

產品編號 Item No.	材質 Material	表面處理 Finish	重量 Weight(g)
ES-09300	SUS304	毛絲處理 Brushed finish	141

ES-0610 ES-0611



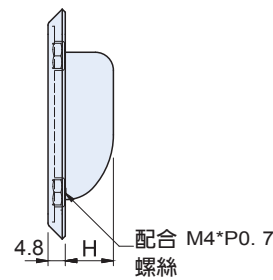
ES-0630 ES-0620
ES-0631 ES-0621



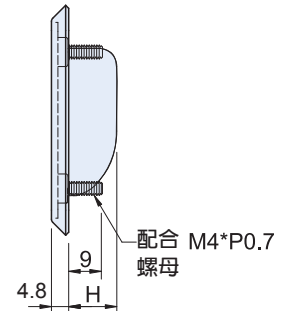
ES-0620B



螺絲固定式
(Screw-on type)



螺母固定式
(Thread Stud type)



適用板厚：6mm以內。
Max. Door panel thickness:6mm

特徵

- 表面毛絲處理，質感高雅大方。
- 手握處二層板厚R型構造，握感輕鬆。

用途

- 適用各產業機台或箱櫃體板件及門板供手拉或手抬使用。
- 適用無塵室之產業使用。

FEATURES

- Stainless steel (SUS304), Brushed finish.
- Outward appearance lofty artistic.
- A good R construction on hold portion of the pocket pull, feel free and easy when hold it.

SPECIFICATIONS :

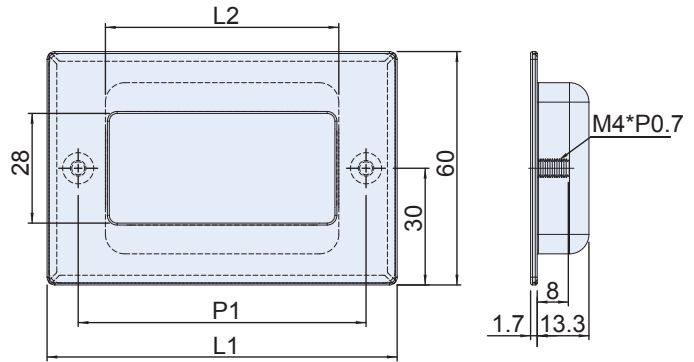
Unit : mm

型式 Type	產品編號 Item No.	材質 Material	表面處理 Finish	尺寸 Dimensions									適用板厚 Max. panel thickness	荷重 Load Capacity (kgf)	重量 Weight (g)
				L1	L2	L3	W1	W2	W3	H	P1	P2			
螺絲固定式 Screw-on	ES-0610	SUS304	毛絲處理 Brushed finish	94	62	63	60	25	45	12	76	32	6 ↓	50	77.2
	ES-0620			110	70	73	65	26	42	15.2	88	38			95
	ES-0620B		黑色 Black	139	97	99	89	36	64	21	110	65			98
	ES-0630			139	97	99	89	36	64	21	110	65			170
螺母固定式 Thread Stud	ES-0611		毛絲處理 Brushed finish	毛絲處理 Brushed finish	94	62	63	60	25	45	45	76	32		79.4
	ES-0621				110	70	73	65	26	42	15.2	88	38		95
	ES-0631				139	97	99	89	36	64	21	110	65		170

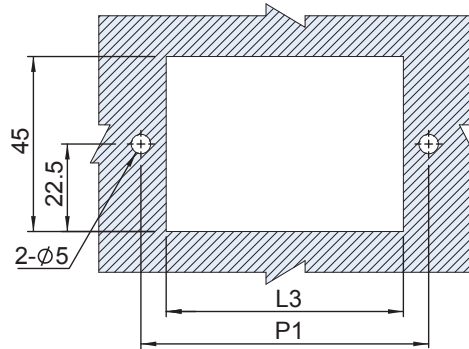
ES-1311



ES-1321



開孔尺寸 Opening size



特徵

- 無上下區分，因此可快速組裝嵌入門板內部。
- 表面毛絲處理，質感高雅大方。
- 適用箱櫃體板件及門板供手拉使用，亦適用於無塵室之產業。

FEATURES

- Easy to assemble.
- Brushed finish.
- Applicable to clean room, machine and industry enclosure.

SPECIFICATIONS:

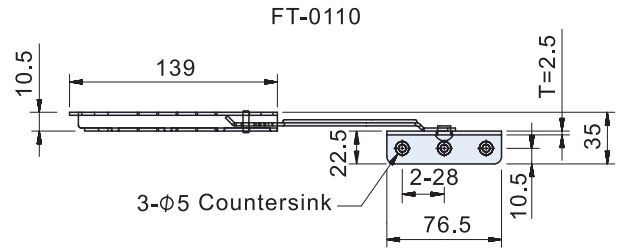
Unit:mm

產品編號 Item No.	材質 Material	表面處理 Finish	尺寸 Dimensions					荷重 Load Capacity (kgf)	重量 Weight (g)
			L1	L2	L3	適用板厚 Max. panel thickness	P1		
ES-1311	SUS304	毛絲處理 Brushed finish	90	60	61	4.2	74	20	39.4
ES-1321			120	88	89		100		49.8

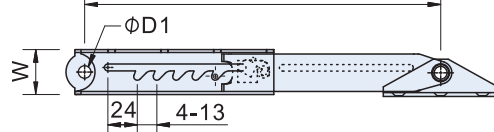
FS-0120



FT-0110




L1定點最長 L2定點最短 L3閉合長
The longest positioning stage L2: The shortest positioning stage L3: Closed length

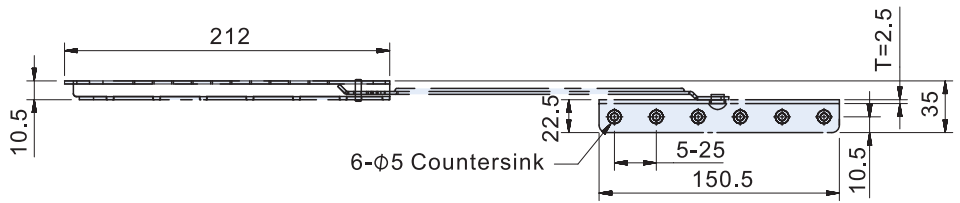


箱體關閉側視圖

A schematic side view when shut the box.

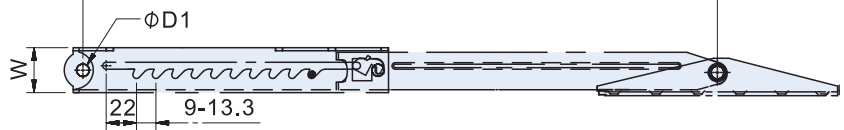


FT-0120



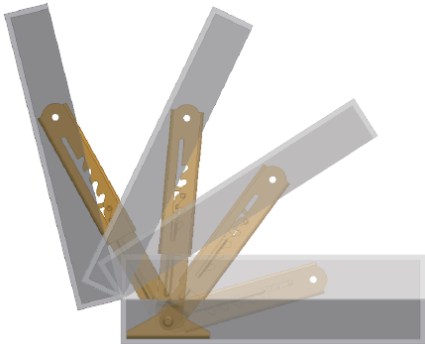
L1定點最長 L2定點最短 L3閉合長

The longest positioning stage L2: The shortest positioning stage L3: Closed length



開啓時定位，關閉時拉到底再閉合

Pulls upwards to the end when the cover closes, then it closes downward.



用途

- 適用開門方式：上開

APPLICATION

- Door opening manner: Upward opening.

特徵

- FT-0110、FS-0110：五段式定位。
- FT-0120、FS-0120：十段式定位。
- 開啓時能五段和十段開定位，關閉時一次拉到底再閉合。

FEATURES

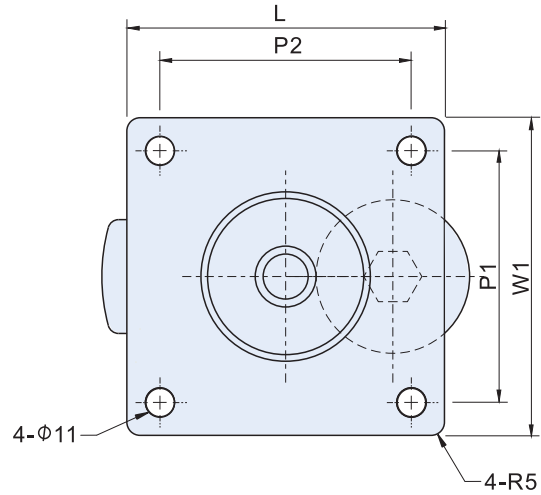
- FT-0110、FS-0110：5 positioning stages.
- FT-0120、FS-0120：10 positioning stages.
- Circulating operation procedure, easy to operate. (Open stage by stage → Fully opened → Close)
- Close only after fully opened.

SPECIFICATIONS

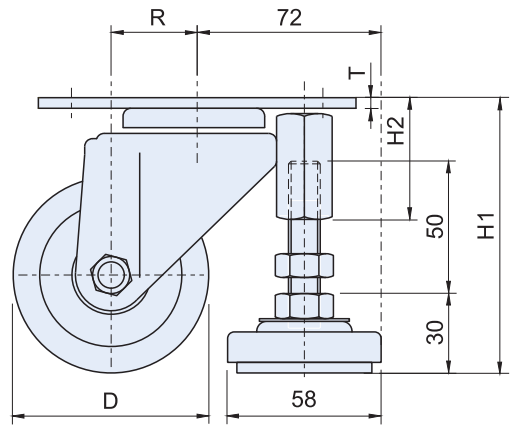
Unit:mm

產品編號 Item No.	材質 Material	表面處理 Finish	尺寸 Dimensions					荷重 Loading capacity (kg/pcs)	重量 Weight(g)
			L1	L2	L3	W	D1		
FT-0110	SPCC	五彩 Chromic acid passivated	214	164	140	30	6.5	58	245
FT-0120			355	235	213	30	6.5		397
FS-0110	SUS304	亮面 Vibration ground	214	164	140	30	6.5		245
FS-0120			355	235	213	30	6.5		397

GN-A25204T



GN-A3205T



特徵

- 輪架採表面處理鍍鉻。
- 輪子採高級尼龍原料一體成型製成。
- 腳座盤墊採耐油脂橡膠，有止滑、減震功能。
- 具抗潮溼、耐磨損、耐腐蝕。
- 滾輪附有腳座，可供設備調整水平高度。

FEATURES

- The housing is chrome plated.
- Advanced nylon material.
- Plate of rubber adopts to leveler with optimal oil & grease resistance, plus shock absorbing.
- Humidity, corrosion & anti-abrasion.
- With leveling glide.

SPECIFICATION:

Unit:mm

產品編號 Item No.	尺寸 Dimensions										輪子材質 Wheel Material	型式 Type	荷重 Load Capacity (kgf/pc)	重量 Weight(kg)	
	L	W1	R	H1	H2	T	P1	P2	D	輪寬 Wheel Width					迴轉半徑 Radius of gyration
GN-A25204T	120	120	28	92~104	39	4	95	95	61(2.5")	45	75	尼龍 Nylon	培林 Bearing	300	1.37
GN-A3205T			29	107~122	46				75(3")						1.53

備註：為使移動順暢，建議移動時承載重量調整為 A25204T：150kgf/pc，A3205T：200kgf/pc

Remark：In order to make the movement smooth, it is recommended to move the load weight adjusted to A25204T：150kgf/pc，A3205T：200kgf/pc.

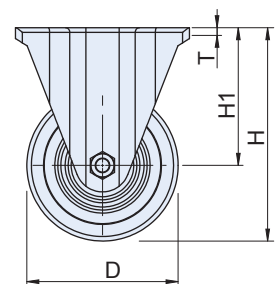
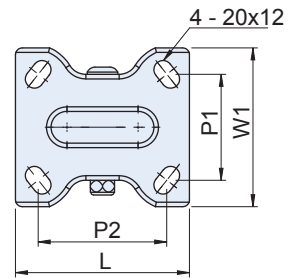
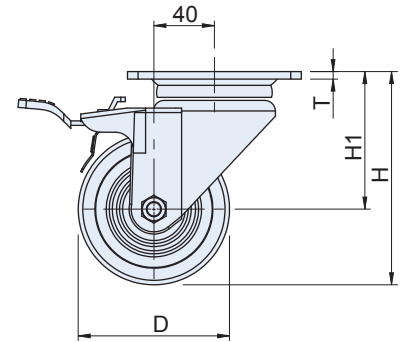
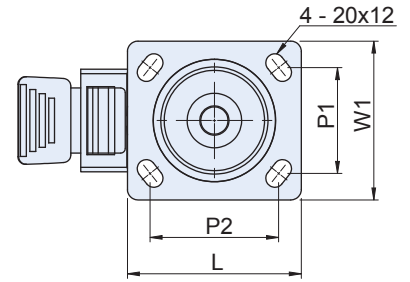
GR-SA42501
GR-SA52501
GR-SA62501



GR-SA42502
GR-SA52502
GR-SA62502



GR-SA42503
GR-SA52503
GR-SA62503



特徵

- 輪架材質為不鏽鋼(SUS304)。
- 輪芯為尼龍加織包高彈性橡膠。
- 耐磨損、減震效果佳。

FEATURES

- SUS304 housing. Aluminum alloy rim covered with elastic rubber.
- Anti-abrasion and shock absorbing.

SPECIFICATION:

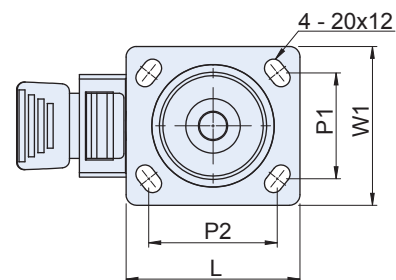
Unit:mm

產品編號 Item No.	材質 Material	尺寸 Dimensions								輪子材質 Wheel Material	型式 Type	荷重 Load Capacity (kgf/pc)	重量 Weight(kg)		
		L	W1	H	中心距 H1	T	P1	P2	D					輪寬 Wheel Width	迴轉半徑 Radius of gyration
GR-SA42501	輪架 Housing SUS304	115	105	143	92.5	5	70	85	101(4")	50	95	橡膠 Rubber	培林 Bearing	350	1.70
GR-SA42502						135					1.81				
GR-SA42503						3					1.08				
GR-SA52501				5	105	1.93									
GR-SA52502				167	103.5	135			2.03						
GR-SA52503				3	1.30										
GR-SA62501		191	115.5	115.5	5	151(6")	120	2.19							
GR-SA62502					135		2.29								
GR-SA62503					3		1.57								

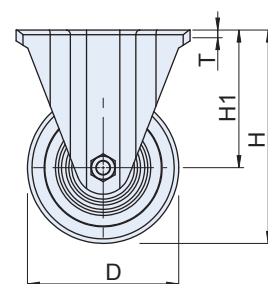
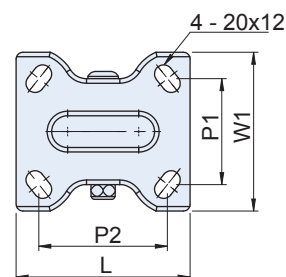
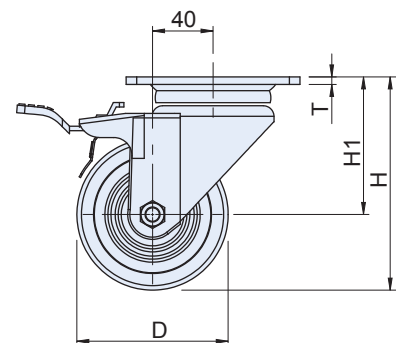
GR-A42501
GR-A52501
GR-A62501



GR-A42502
GR-A52502
GR-A62502



GR-A42503
GR-A52503
GR-A62503



特徵

- 輪架採表面處理鍍鋅。
- 輪芯為尼龍加纖包高彈性橡膠。
- 耐磨損、減震效果佳。

FEATURES

- The housing is zinc plated.
- Aluminum alloy rim covered with elastic rubber.
- Anti-abrasion and shock absorbing.

SPECIFICATION:

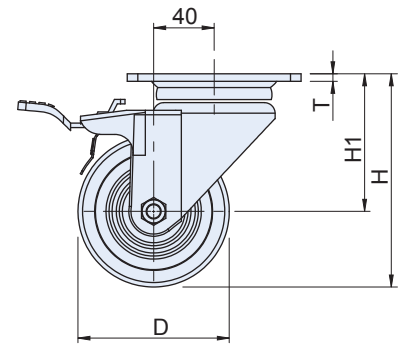
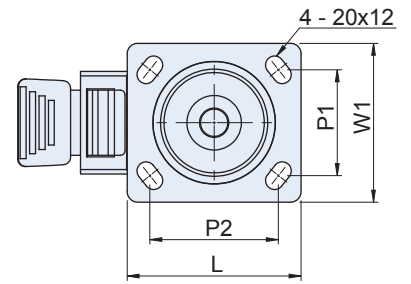
Unit:mm

產品編號 Item No.	尺寸 Dimensions										輪子材質 Wheel Material	型式 Type	荷重 Load Capacity (kgf/pc)	重量 Weight(kg)
	L	W1	H	中心距 H1	T	P1	P2	D	輪寬 Wheel Width	迴轉半徑 Radius of gyration				
GR-A42501	115	105	143	92.5	5	70	85	101(4")	50	95	橡膠 Rubber	培林 Bearing	300	1.70
GR-A42502					135					1.81				
GR-A42503					3					1.08				
GR-A52501			5	127(5")	105			1.93						
GR-A52502			3		135			2.03						
GR-A52503			3		135			1.30						
GR-A62501			5	151(6")	120			2.19						
GR-A62502			3		135			2.29						
GR-A62503			3		135			1.57						

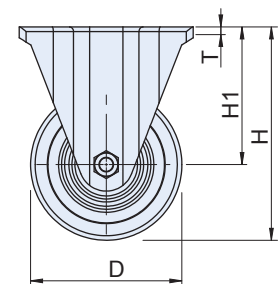
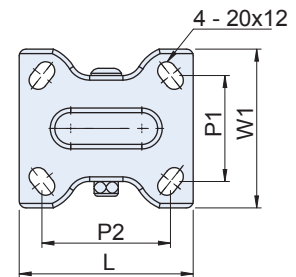
GN-SA42501
GN-SA52501
GN-SA62501



GN-SA42502
GN-SA52502
GN-SA62502



GN-SA42503
GN-SA52503
GN-SA62503



特徵

- 輪架材質為不鏽鋼(SUS304)。
- 輪子採高級尼龍原料一體成型製成。
- 具抗潮溼、耐磨損、耐腐蝕。

FEATURES

- SUS304 housing.
- The wheel is advanced nylon material.
- Humidity, corrosion & anti-abrasion.

SPECIFICATION:

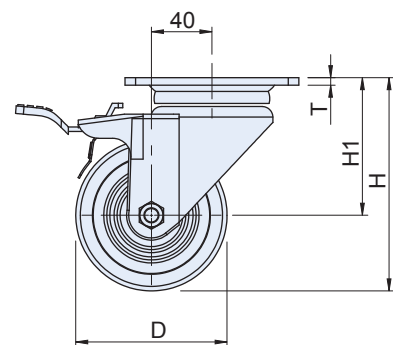
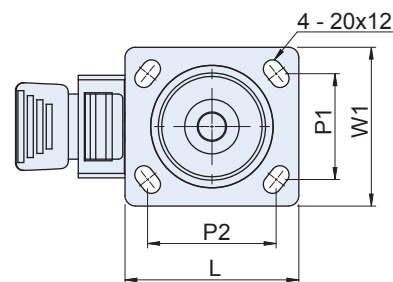
Unit:mm

產品編號 Item No.	材質 Material	尺寸 Dimensions								輪寬 Wheel Width	迴轉半徑 Radius of gyration	輪子材質 Wheel Material	型式 Type	荷重 Load Capacity (kgf/pc)	重量 Weight(kg)
		L	W1	H	中心距 H1	T	P1	P2	D						
GN-SA42501	輪架 Housing SUS304	115	105	143	92.5	5	70	85	101(4")	50	95	尼龍 Nylon	培林 Bearing	350	1.61
GN-SA42502						135					1.72				
GN-SA42503						3					0.99				
GN-SA52501				5	105	1.78									
GN-SA52502				135	1.88										
GN-SA52503				3	1.15										
GN-SA62501		191	115.5	5	151(6")	120	1.96								
GN-SA62502				135		2.06									
GN-SA62503				3		1.34									

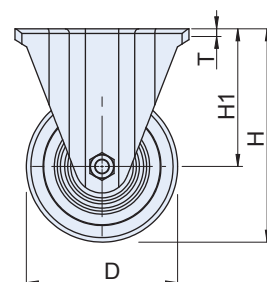
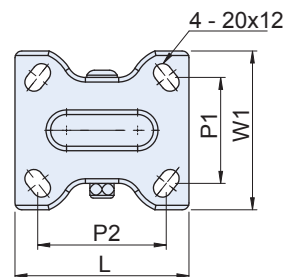
GN-A42501
GN-A52501
GN-A62501



GN-A42502
GN-A52502
GN-A62502



GN-A42503
GN-A52503
GN-A62503



特徵

- 輪架採表面處理鍍鋅。
- 輪子採高級尼龍原料一體成型製成。
- 具抗潮溼、耐磨損、耐腐蝕。

FEATURES

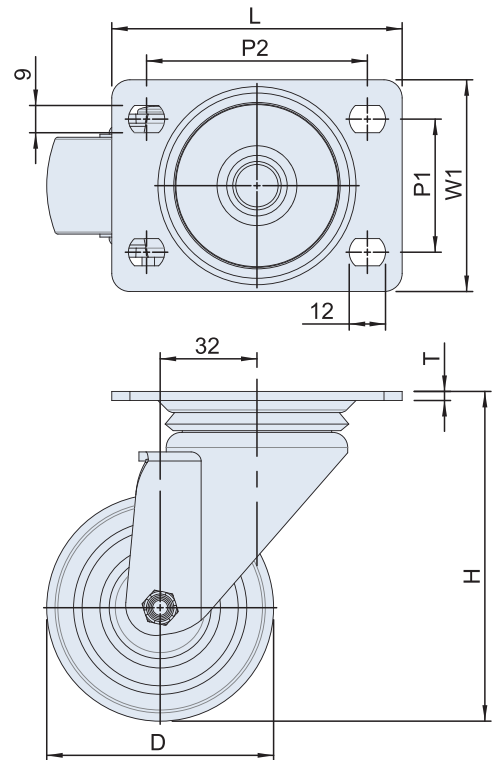
- The housing is zinc plated.
- The wheel is advanced nylon material.
- Humidity, corrosion & anti-abrasion.

SPECIFICATION:

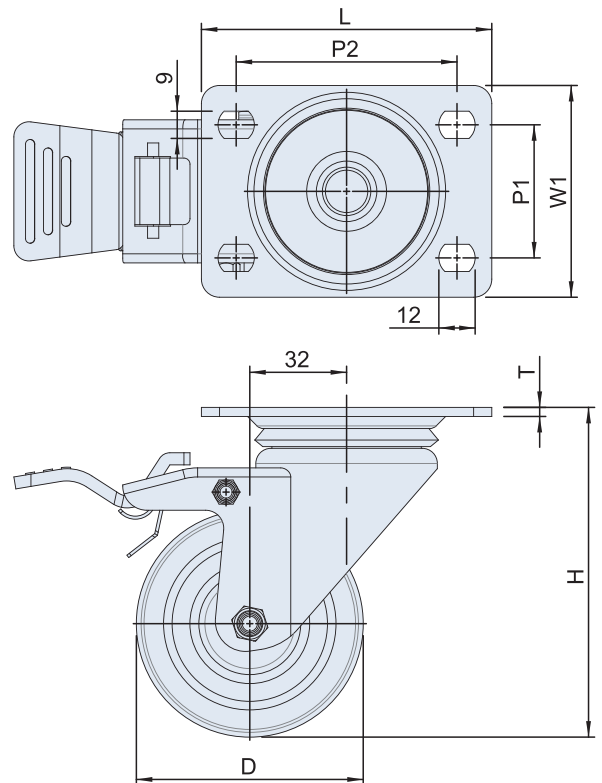
Unit:mm

產品編號 Item No.	尺寸 Dimensions										輪子材質 Wheel Material	型式 Type	荷重 Load Capacity (kgf/pc)	重量 Weight(kg)
	L	W1	H	中心距 H1	T	P1	P2	D	輪寬 Wheel Width	迴轉半徑 Radius of gyration				
GN-A42501	115	105	143	92.5	5	70	85	101(4")	50	95	尼龍 Nylon	培林 Bearing	300	1.61
GN-A42502					135					1.72				
GN-A42503					3					0.99				
GN-A52501			5	127(5")	105			1.78						
GN-A52502			3		135			1.88						
GN-A52503			3		120			1.15						
GN-A62501			5	151(6")	120			1.96						
GN-A62502			3		135			2.06						
GN-A62503			3		1.34									

GN-SEA0751



GN-SEA0752



特徵

- 輪架材質為不鏽鋼(SUS304)。
- 輪子採高級尼龍原料一體成型製成。
- 具抗潮溼、耐磨損、耐腐蝕。

FEATURES

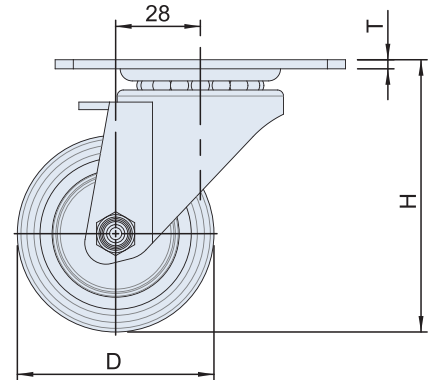
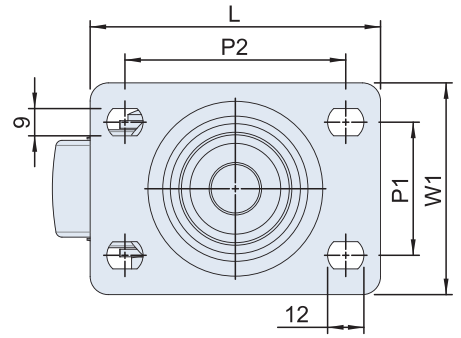
- SUS304 housing.
- The wheel is advanced nylon material.
- Anti-humidity, corrosion & anti-abrasion .

SPECIFICATION:

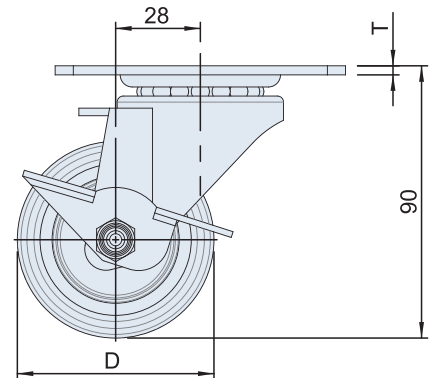
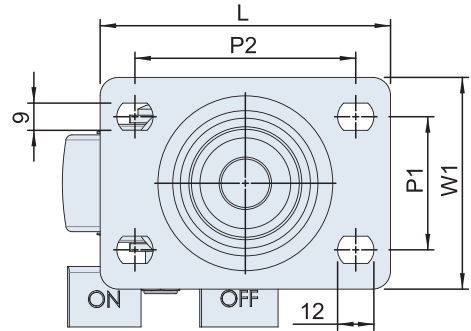
Unit:mm

產品編號 Item No.	輪架材質 Housing Material	尺寸 Dimensions								輪子材質 Wheel Material	荷重 Load Capacity (kgf/pc)	重量 Weight(kg)	
		L	W1	H	T	P1	P2	D	輪寬 Wheel Width				迴轉半徑 Radius of gyration
GN-SEA0751	SUS304	96	70	109	3	44	73	75(3")	32	75	尼龍 Nylon	200	0.70
GN-SEA0752										110			0.77

GN-SEA0651



GN-SEA0652



特徵

- 輪架材質為不鏽鋼(SUS304)。
- 輪子採高級尼龍原料一體成型製成。
- 具抗潮濕、耐磨損、耐腐蝕。

FEATURES

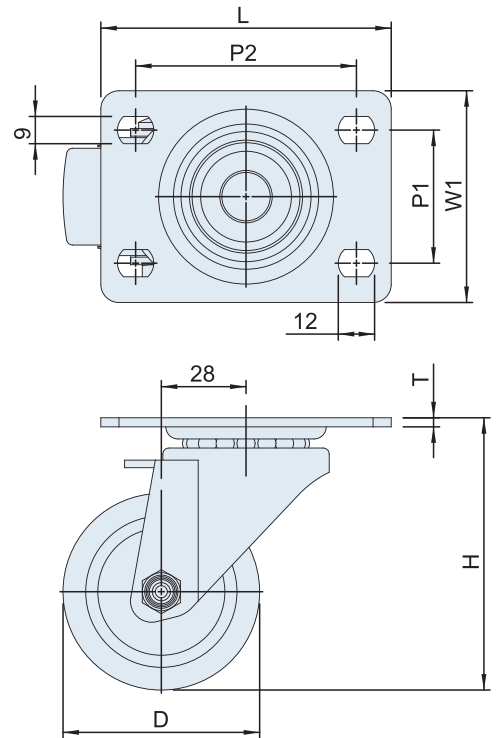
- SUS304 housing.
- The wheel is advanced nylon material.
- Anti-humidity, corrosion & anti-abrasion.

SPECIFICATION:

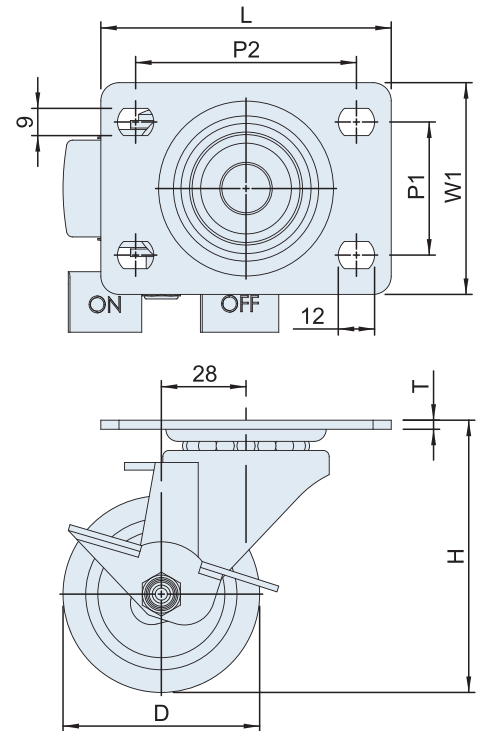
Unit:mm

產品編號 Item No.	輪架材質 Housing Material	尺寸 Dimensions									輪子材質 Wheel Material	荷重 Load Capacity (kgf/pc)	重量 Weight(kg)
		L	W1	H	T	P1	P2	D	輪寬 Wheel Width	迴轉半徑 Radius of gyration			
GN-SEA6051	SUS304	96	70	90	3	44	73	64(2.5")	32	65	尼龍 Nylon	150	0.53
GN-SEA6051										80			0.56

GN-EB0651



GN-EB0652



特徵

- 輪架採表面處理鍍鋅。
- 輪子採高級尼龍原料一體成型製成。
- 輪框為鋁合金不易脫膠
- 具耐磨損、耐腐蝕。

FEATURES

- The housing is zinc plated.
- The wheel is advanced nylon material.
- Corrosion & anti-abrasion.

SPECIFICATION:

Unit:mm

產品編號 Item No.	尺寸 Dimensions								輪子材質 Wheel Material	荷重 Load Capacity (kgf/pc)	重量 Weight(kg)	
	L	W1	H	T	P1	P2	D	輪寬 Wheel Width				迴轉半徑 Radius of gyration
GN-EB0651	96	70	90	3	44	73	64(2.5")	32	65	尼龍 Nylon	150	0.53
GN-EB0652									80			0.56



GN-A3201



GN-A3202



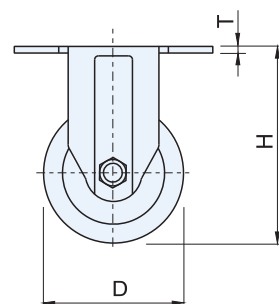
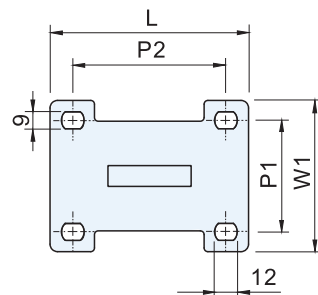
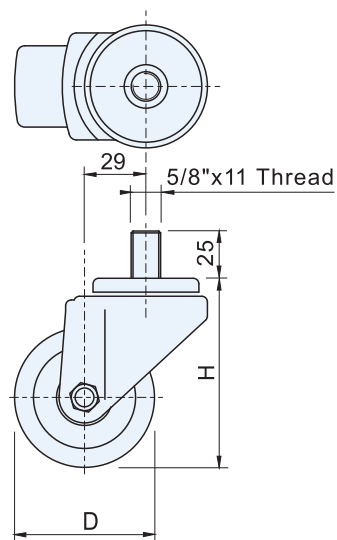
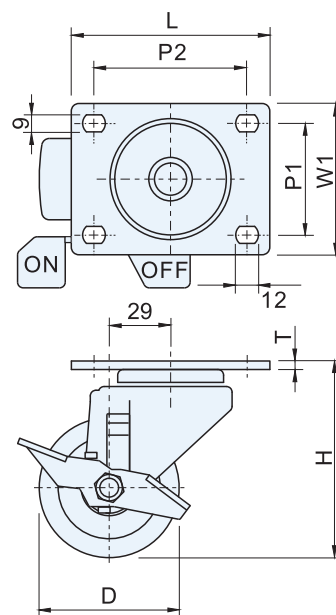
GN-A3203



GN-A3204



GN-A3206



特徵

- 輪架採表面處理鍍鋅。
- 輪子採高級尼龍原料一體成型製成。
- 具抗潮溼、耐磨損、耐腐蝕。

FEATURES

- The housing is zinc plated.
- The wheel is advanced nylon material.
- Humidity, corrosion & anti-abrasion.

SPECIFICATION:

產品編號 Item No.	尺寸 Dimensions									輪子材質 Wheel Material	型式 Type	荷重 Load Capacity (kgf/pc)	重量 Weight(kg)
	L	W1	H	T	P1	P2	D	輪寬 Wheel Width	迴轉半徑 Radius of gyration				
GN-A3201	105	80	107	4.5	59	81	75(3")	45	70	尼龍 Nylon	培林 Bearing	200	1.12
GN-A3202			100						70				0.87
GN-A3203	105	80	107	4.5	59	81			100				1.15
GN-A3204				3.5					75				0.75
GN-A3206			100						100				0.95

Unit:mm

GN-A25201



GN-A25202



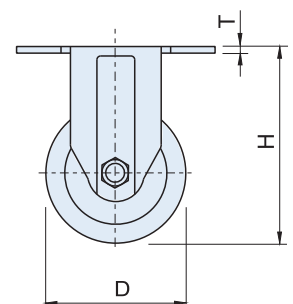
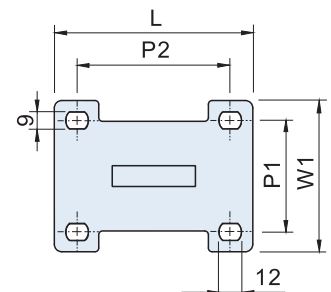
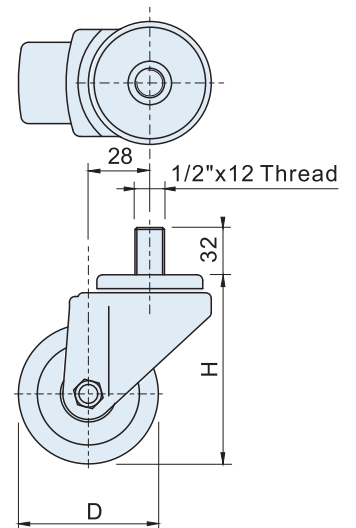
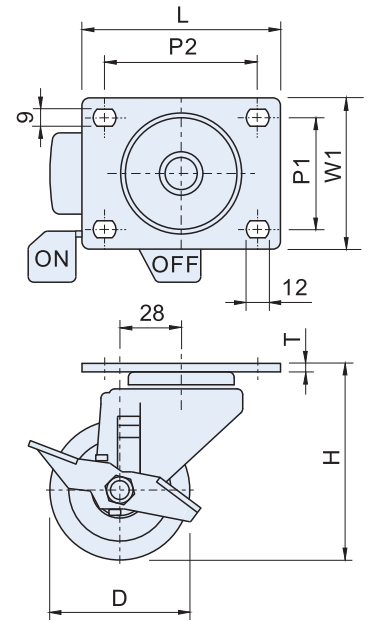
GN-A25203



GN-A25205



GN-A25206



特徵

- 輪架採表面處理鍍鋅。
- 輪子採高級尼龍原料一體成型製成。
- 具抗潮溼、耐磨損、耐腐蝕、細屑不易侵入等優點。

FEATURES

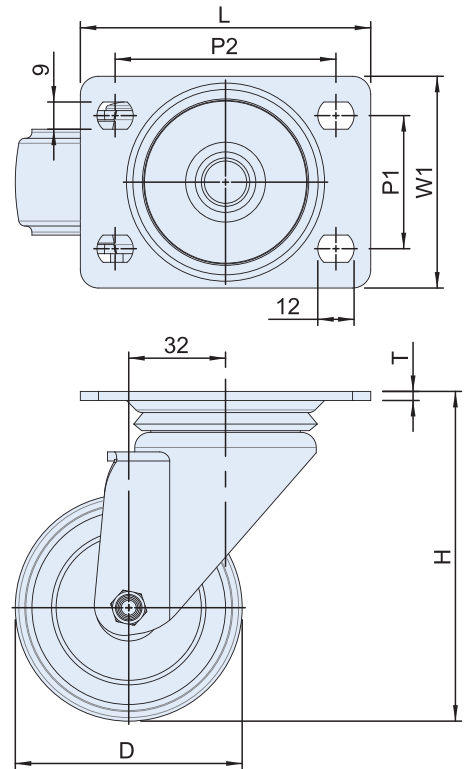
- The housing is zinc plated.
- The wheel is advanced nylon material.
- Humidity, corrosion & anti-abrasion.

SPECIFICATION:

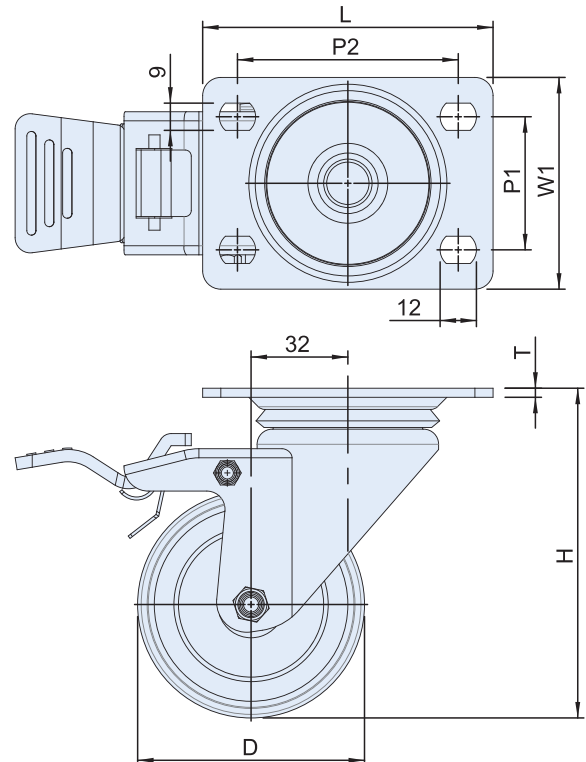
Unit:mm

產品編號 Item No.	尺寸 Dimensions							輪子材質 Wheel Material	荷重 Load Capacity (kgf/pc)	重量 Weight(kg)	
	L	W1	H	T	P1	P2	D				
GN-A25201	96	70	92	4.0	44	73	61(2.5")	45	150	0.88	
GN-A25202			88							65	0.71
GN-A25203	96	70	92	4.0	44	73				95	0.92
GN-A25205				3.0							
GN-A25206			88				95		0.79		

GR-SEA0751



GR-SEA0752



特徵

- 輪架材質為不鏽鋼(SUS304)。
- 輪芯為鋁合金外包高彈性橡膠。
- 兩側均有防塵輪蓋，可預防細屑侵入及美化外觀等優點。
- 耐磨損、減震效果佳。

FEATURES

- SUS304 housing.
- Aluminum alloy rim covered with elastic rubber.
- Special dust-poof hubs design.
- Anti-abrasion and shock absorbing.

SPECIFICATION:

Unit:mm

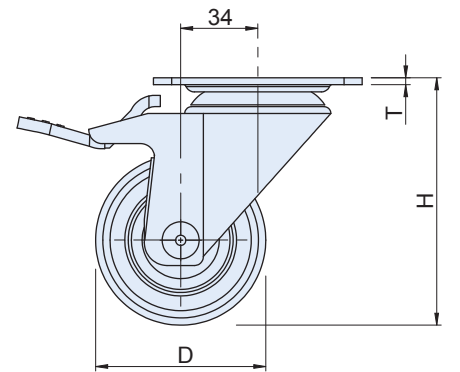
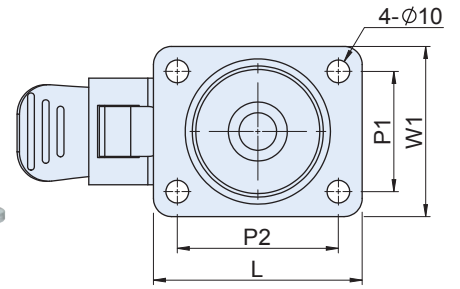
產品編號 Item No.	輪架材質 Housing Material	尺寸 Dimensions									輪子材質 Wheel Material	型式 Type	荷重 Load Capacity (kg/pc)	重量 Weight(kg)
		L	W1	H	T	P1	P2	D	輪寬 Wheel Width	迴轉半徑 Radius of gyration				
GR-SEA0751	SUS304	105	80	109	3	44	73	75(3")	35	75	橡膠 Rubber	培林 Bearing	200	0.79
GR-SEA0752										110				0.85



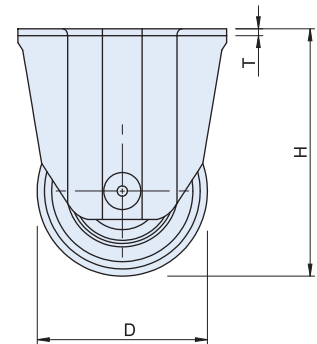
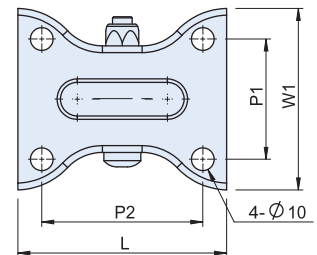
GR-75WJ



GR-75ST



GR-75WK



特徵

- 輪架採表面處理鍍鋅。
- 輪心為鋁合金外包高彈性橡膠。
- 兩側均有防塵輪蓋，可預防細屑侵入及美化外觀等優點。
- 耐磨損、減震效果佳。

FEATURES

- The housing is zinc plated.
- Aluminum alloy rim covered with elastic rubber.
- Special dust-pooof hubs design.
- Anti-abrasion and shock absorbing.

SPECIFICATION:

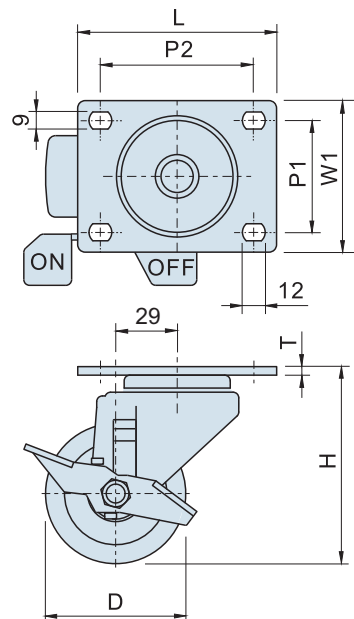
Unit:mm

產品編號 Item No.	尺寸 Dimensions								輪子材質 Wheel Material	型式 Type	荷重 Load Capacity (kgf/pc)	重量 Weight(kg)	
	L	W1	H	T	P1	P2	D	輪寬 Wheel Width					
GR-75WJ	92	75	109	3.0	53	71	75(3")	35	75	橡膠 Rubber	培林 Bearing	150	0.81
GR-75ST		110							0.87				
GR-75WK		80							0.56				

GX-T3201



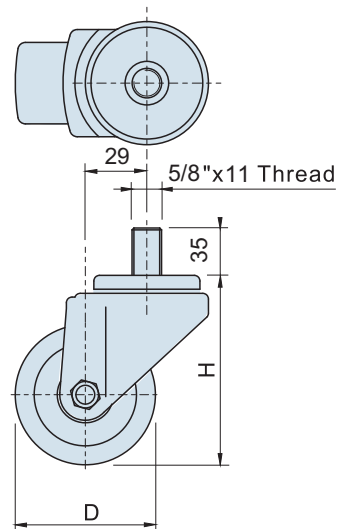
GX-T3202



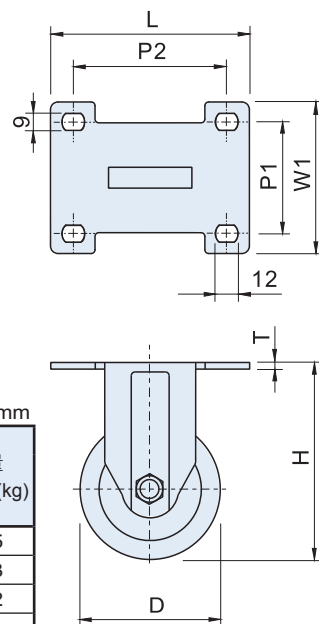
GX-T3203



GX-T3205



GX-T3206



特徵

- 輪架採表面處理鍍鋅。
- 輪子採高級布質纖維電木原料製成。
- 具抗靜電、耐磨損。

FEATURES

- The housing is zinc plated.
- The wheel is phenolic fiber wheel .
- Anti-static, anti-abrasion.

SPECIFICATION:

產品編號 Item No.	尺寸 Dimensions								輪子材質 Wheel Material	型式 Type	荷重 Load Capacity (kg/pc)	重量 Weight(kg)
	L	W1	H	T	P1	P2	D	輪寬 Wheel Width				
GX-T3201	105	80	108	4.5	59	81	76(3")	70	電木 Bakelite	培林 Bearing	250	1.15
GX-T3202			100					70				0.93
GX-T3203	105	80	108	4.5	59	81		100				1.22
GX-T3205				3.5				100				0.81
GX-T3206			100				100	1.01				

Unit:mm

GU-A3-1



GU-A3-2



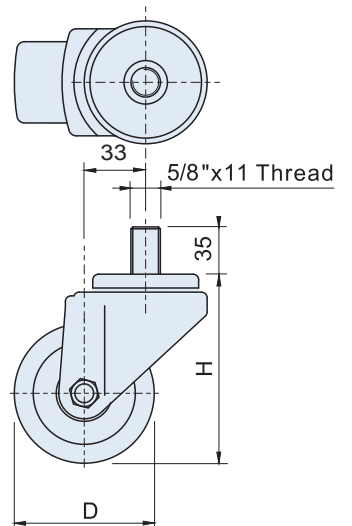
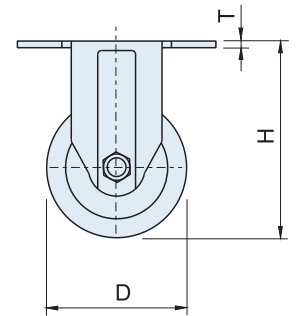
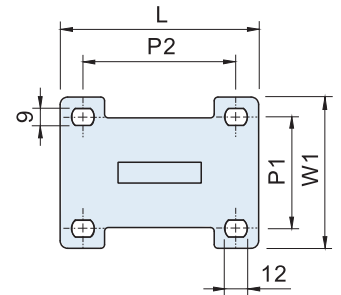
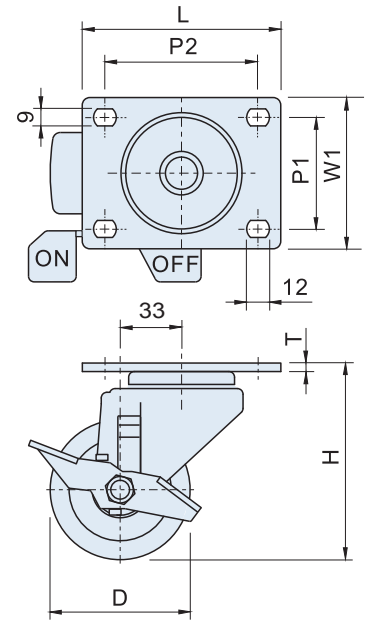
GU-A3-3



GU-A3-4



GU-A3-5



特徵

- 輪架採表面處理鍍鋅。
- PU輪 – 採高級原料灌注成型。
- 輪框為鋁合金不易脫膠。
- 耐磨損、細屑不易侵入。

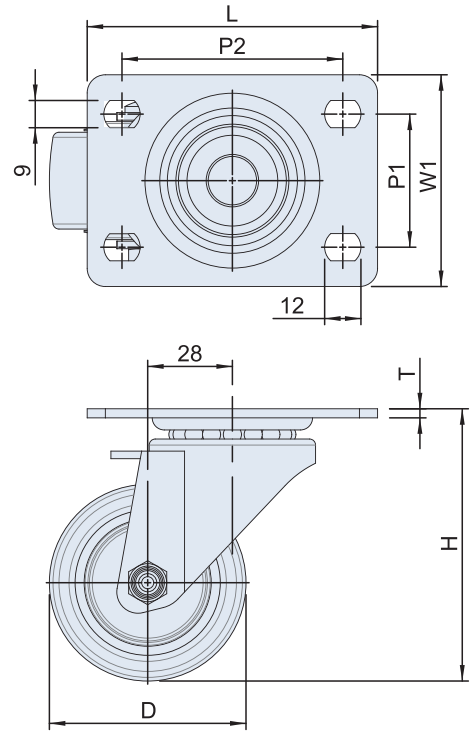
FEATURES

- The housing is zinc plated.
- Injected PU covered aluminum alloy rim, anti-abrasion.
- Wear resistant.

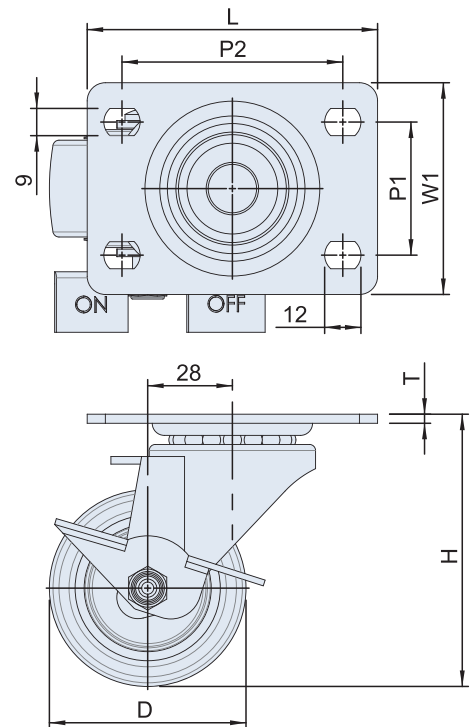
SPECIFICATION:

產品編號 Item No.	尺寸 Dimensions							輪寬 Wheel Width	迴轉半徑 Radius of gyration	輪子材質 Wheel Material	荷重 Load Capacity (kgf/pc)	重量 Weight(kg)
	L	W1	H	T	P1	P2	D					
GU-A3-1									75	PU	150	1.15
GU-A3-2	96	70	106	4.0	44	73		100	1.22			
GU-A3-3				3.0			75(3")	430	0.58			
GU-A3-4			102						75			0.77
GU-A3-5									100			0.85

GU-SEA0651



GU-SEA0652



特徵

- 輪架材質為不鏽鋼(SUS304)。
- PU輪－採高級原料灌注成型。
- 輪框為鋁合金不易脫膠
- 耐磨損、細屑不易侵入。

FEATURES

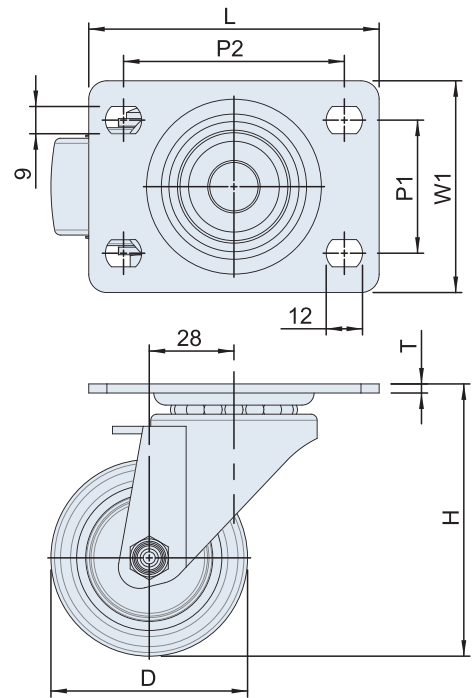
- SUS304 housing.
- Injected PU covered aluminum alloy rim.
- Anti-abrasion.

SPECIFICATION:

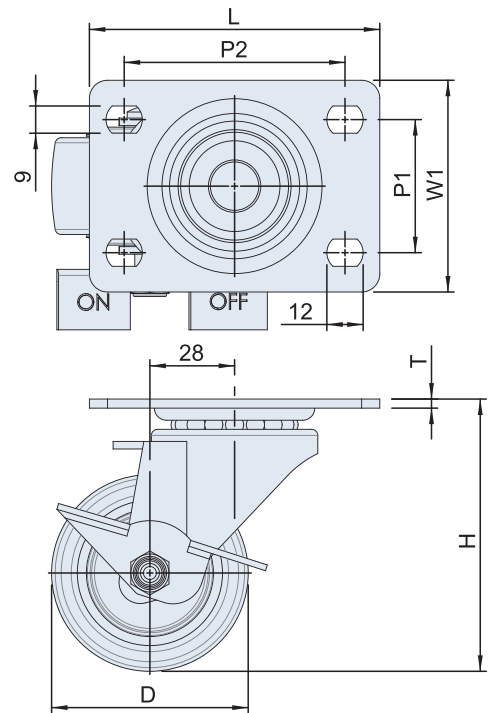
Unit:mm

產品編號 Item No.	輪架材質 Housing Material	尺寸 Dimensions									輪子材質 Wheel Material	荷重 Load Capacity (kg/pc)	重量 Weight(kg)
		L	W1	H	T	P1	P2	D	輪寬 Wheel Width	迴轉半徑 Radius of gyration			
GU-SEA0651	SUS304	96	70	90	3	44	73	64(2.5")	32	65	PU	150	0.54
GU-SEA0652										80			0.57

GU-EB0651



GU-EB0652



特徵

- 輪架採表面處理鍍鋅。
- PU輪－採高級原料灌注成型。
- 輪框為鋁合金不易脫膠
- 耐磨損、細屑不易侵入。

FEATURES

- The housing is zinc plated.
- Injected PU covered aluminum alloy rim, anti-abrasion.
- Wear resistant.

SPECIFICATION:

Unit:mm

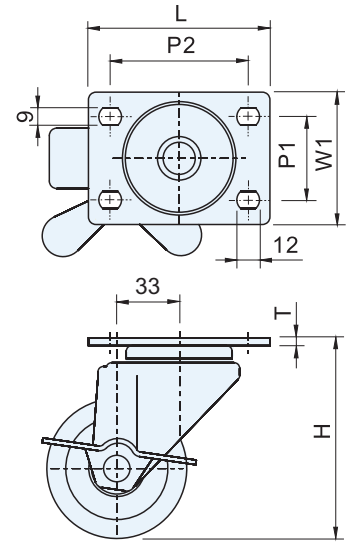
產品編號 Item No.	尺寸 Dimensions							輪寬 Wheel Width	迴轉半徑 Radius of gyration	輪子材質 Wheel Material	荷重 Load Capacity (kgf/pc)	重量 Weight(kg)
	L	W1	H	T	P1	P2	D					
GU-EB0651	96	70	90	3	44	73	64(2.5")	32	65	PU	150	0.54
GU-EB0652									80			0.57



GP-A3-1



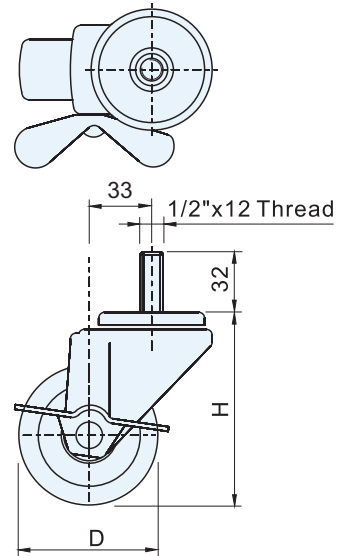
GP-A3-2



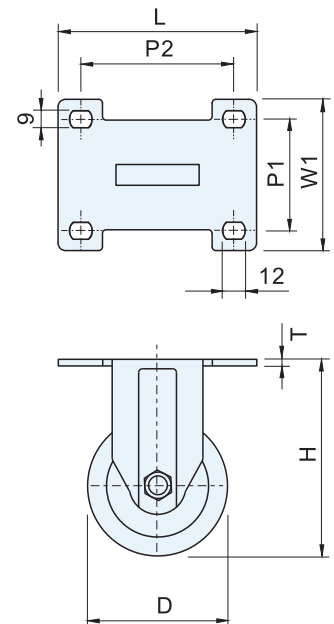
GP-A3-3



GP-A3-4



GP-A3-5



特徵

- 輪架採表面處理鍍鋅。
- 採耐衝擊塑膠原料製成。
- 具抗潮濕、耐磨損、耐腐蝕、細屑不易侵入等優點。

FEATURES

- The housing is zinc plated.
- High impact plastic. Rubber-insulation & anti-abrasion.
- Resistant to humidity, corrosion&wear.

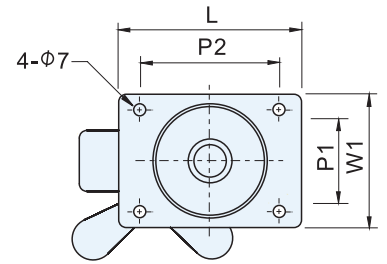
SPECIFICATION:

產品編號 Item No.	尺寸 Dimensions							輪寬 Wheel Width	迴轉半徑 Radius of gyration	輪子材質 Wheel Material	荷重 Load Capacity (kgf/pc)	重量 Weight(kg)
	L	W1	H	T	P1	P2	D					
GP-A3-1									75	塑膠 Plastic	100	0.63
GP-A3-2	96	70	106	4.0	44	73	75(5")	100	0.65			
GP-A3-3				3.0								0.50
GP-A3-4			102						75			0.72
GP-A3-5									100			0.75

GP-B5-1



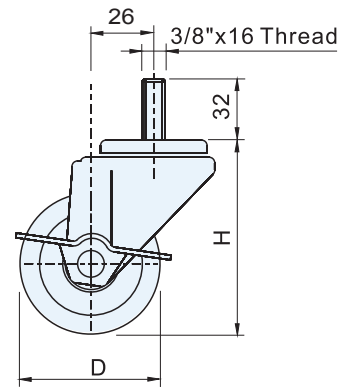
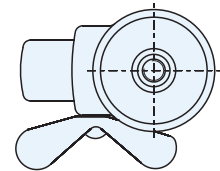
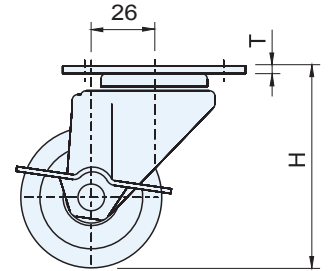
GP-B5-2



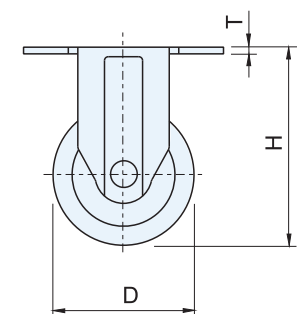
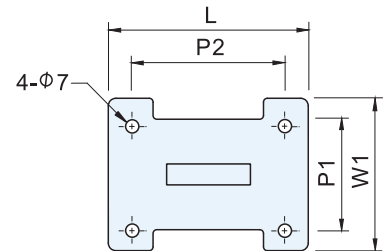
GP-B5-3



GP-B5-4



GP-B5-5



特徵

- 輪架採表面處理鍍鋅。
- 採耐衝擊塑膠原料製成。
- 具抗潮濕、耐磨損、耐腐蝕、細屑不易侵入等優點。

FEATURES

- The housing is zinc plated.
- High impact plastic. Rubber-insulation & anti-abrasion.
- Resistant to humidity, corrosion&wear.

SPECIFICATION:

產品編號 Item No.	尺寸 Dimensions								輪子材質 Wheel Material	荷重 Load Capacity (kgf/pc)	重量 Weight(kg)	
	L	W1	H	T	P1	P2	D	輪寬 Wheel Width				
GP-B5-1									55	60	0.32	
GP-B5-2	70	58	74	3.0	36	54	50.8(2")	25.4	75		0.35	
GP-B5-3											55	0.18
GP-B5-4			78								55	0.20
GP-B5-5											75	0.23

關於我們

金石門公司創始於西元1981年，以工業五金做研發、製造、行銷為主軸，專精鉸鏈、門鎖、搭扣、腳座、把手、支撐器、腳輪等七大項工業五金產品研發製造。以上產品皆從研發製圖一開模一試產一量產，自原料選購到成品，整體流程品質控管。金石門團隊已有30餘年累積經驗於產品品質控管上之心得，「Asmith鐵匠牌」產品至今已行銷全球五大洲。

金石門以全方位服務銷售團隊，以專業嚴格的品質控管累積之經驗及精神做基石，於2013年成立數位扭力扳手部門，加上國內中部地區為手工工具生產重鎮，受地利人合之條件下，發展一系列數位扭力扳手之產品，落實建立完善之售後服務，進而拓展國際商機，更希望能提昇國內愛用者服務品質，該產品同時榮獲2013年台灣精品獎殊榮，並深獲消費者及業界一致肯定。

Asmith is a company established in 1981, specializing in the R&D, manufacture and marketing of industrial hardware, such as hinges, door locks, latches, leveling glides, handles and castors. All above products go through a process of cartography→molding→trial production→mass production, which is under monitor to meet quality control standards from choosing original material to the finished products. Asmith team has a over 30-year experience, and our products are sold in markets of five continents.

The comprehensive, fast services, professional sales team and strict quality control, accumulated experiences and professional spirit are the cornerstone of Asmith.

In 2013, Asmith co-developed a series of digital torque wrenches with a high-tech company and also set up Digital Torque Wrench Department. After the implementation of the complete quality services for domestic customers, Asmith also expands to international markets. Asmith digital torque wrench won Taiwan Excellence Award in the same year, 2013, and high value recognition from customers and industries.

certification & patent

專利與認證

金石門公司數位扭力扳手擁有多國專利設計，SGS實驗室之CE安全認證，同時得到36個國家的專利許可，提供高品質的產品，以滿足客戶的需求。

Asmith digital torque wrench has 36 countries patent, example: SGS's CE certification provide high quality product.



台灣專利
Taiwan patent



大陸專利
Mainland China patent



歐盟專利
EU patent



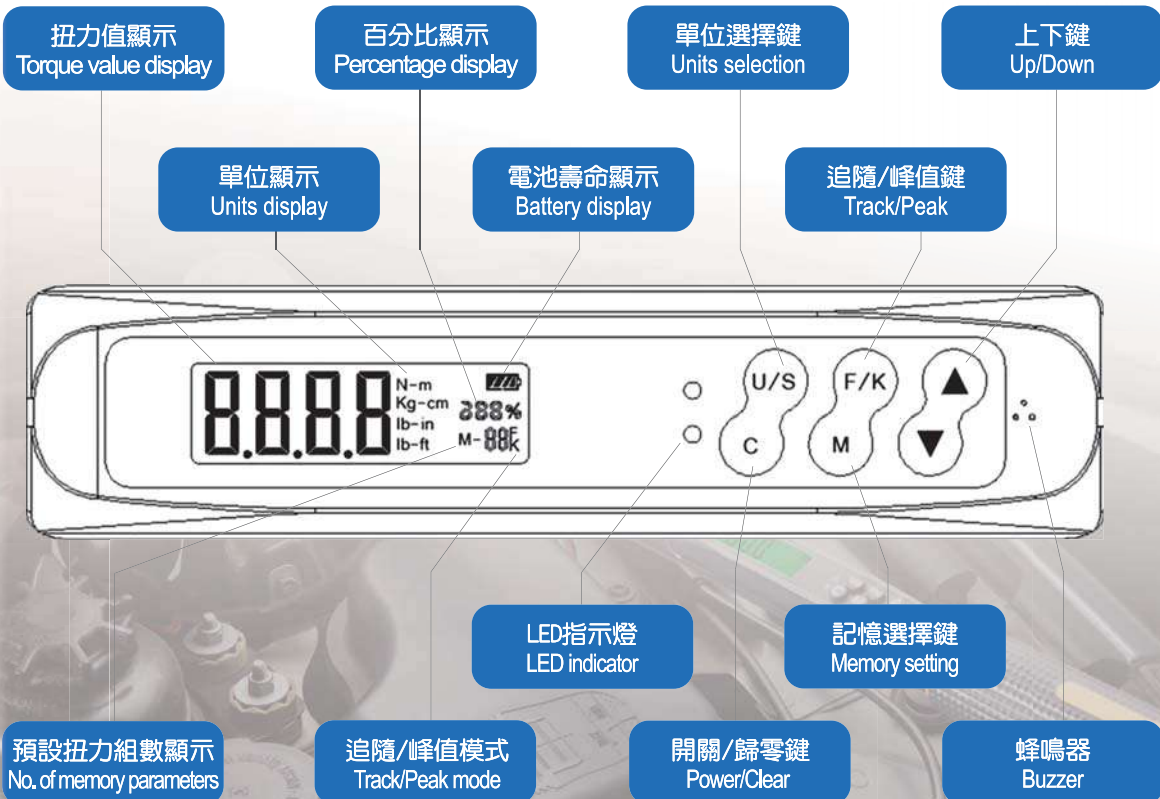
SGS 認證
SGS certification



TAF 扭力校正報告
TAF calibration certificate



台灣精品獎
Taiwan Excellence Award



Digital Torque Wrench



- 應用於各種行業所需之螺絲鎖付 (機械、汽車、機車、航太、自行車... 等)
 - LCD 背光顯示
 - 順時針及逆時針皆可操作
 - 四種扭力單位，可供選擇切換：
Nm、kg·cm、lb·in、lb·ft
 - 具有蜂鳴、LED 亮燈及震動警示功能
 - 省電模式(2分鐘自動關機)
 - 使用AA電池*2
- Apply for tightening nut(machine, car, motorcycle, airport, bike...etc.)
 - LCD backlight display
 - Both operator for cw, ccw
 - 4 units change, N-m, kg-cm, lb-in, lb-ft
 - Warning function: beep, LED, shake
 - Save power mode
 - AA x 2 battery



- 配件：收納用鐵製工具箱x1，出廠校驗報告(符合ISO品質認證規範)x1，說明書(中/英)x1，AA電池x2
- Content：Provide storage steel box x1, Certificate of calibration report (Using ISO specification) x1, Operator's menu(Bilingual) x1

SPECIFICATIONS:

產品編號 Item No.	精度 Accuracy	棘輪方頭 Driver	設定範圍 Setting Range	建議使用範圍 Suggested Range	最小量測單位 Min. Scale Unit	扳手長度 Wrench Length (mm)	扳手重量 Wrench Weight (±50g)
WQ-30-1	出廠精度 CW:±1%	1/4"	1.5~30 Nm	4.5~30 Nm	0.01 Nm	410	720
WQ-60-2		3/8"	3~60 Nm	9~60 Nm		410	740
WQ-135-2			6.8~135 Nm	20~135 Nm		434	890
WQ-135-3	預設精度 CW:±1.5% CCW:±2.5%	1/2"	6.8~135 Nm	20~135 Nm	0.1 Nm	454	1080
WQ-200-3			10~200 Nm	30~200 Nm		565	1300
WQ-340-3			17~340 Nm	50~340 Nm		666	1420
WQ-600-4		3/4"	60~600 Nm	90~600 Nm		940	3800
WQ-800-4			80~800 Nm	120~800 Nm		1235	4800
WQ-1000-4			100~1000 Nm	150~1000 Nm	1235	4800	

※1 Nm = 10.2 kgf·cm = 0.738 lbf·ft = 8.851 lbf·in

W 數位扭力扳手系列 Digital Torque Wrench



加購配件
Extra purchase accessories

- 棘輪頭可依照工作需求更換成所需款式。
- 配件：收納用鐵製工具箱x1, 出廠校驗報告(符合ISO品質認證規範)x1, 說明書(中/英)x1, AA電池x2, 眉齒式扭力接頭 x1
- Ratchet head can changeable
- Content : Provide storage steel box x1, Certificate of calibration report (Using ISO specification) x1, Operator's menu(Bilingual) x1, Ratchet insert tool x1

SPECIFICATIONS:

產品編號 Item No.	精度 Accuracy	棘輪方頭 Driver / Socket	設定範圍 Setting Range	建議使用範圍 Suggested Range	最小量測單位 Min. Scale Unit	扳手長度 Wrench Length (mm)	扳手重量 Wrench Weight (±50g)
WI-30-1	出廠精度 CW:±1.5%	1/4" / 9x12mm	3~30 Nm	4.5~30 Nm	0.01 Nm	403	750
WI-60-2		3/8" / 9x12mm	6~60 Nm	9~60 Nm		413	800
WI-135-2	預設精度 CW:±2%	3/8" / 9x12mm	13.5~135 Nm	20~135 Nm	0.1 Nm	425	900
WI-135-3		1/2"/14x18mm	13.5~135 Nm	20~135 Nm		435	950
WI-200-3		1/2"/14x18mm	20~200 Nm	30~200 Nm		559	1350
WI-340-3	CCW:±3%	1/2"/14x18mm	34 ~340 Nm	50~340 Nm		665	1500

※ 1 Nm = 10.2 kgf-cm = 0.738 lbf-ft = 8.851 lbf-in



- 鎖固時，可量測旋轉多少角度的功能。
- 配件：收納用鐵製工具箱x1, 出廠校驗報告(符合ISO品質認證規範)x1, 說明書(中/英)x1, AA電池x2
- Can measurement the degree when tighten the screw or nut.
- Content : Provide storage steel box x1, Certificate of calibration report (Using ISO specification) x1, Operator's menu(Bilingual) x1.

SPECIFICATIONS:

產品編號 Item No.	精度 Accuracy	棘輪方頭 Driver	設定範圍 Setting Range	建議使用範圍 Suggested Range	最小量測單位 Min. Scale Unit	扳手長度 Wrench Length (mm)	扳手重量 Wrench Weight (±50g)
WA-30-1	出廠精度 CW:±1%	1/4"	1.5~30 Nm / 1°~360°	4.5~30 Nm	0.01 Nm / 1°	410	720
WA-60-2		3/8"	3~60 Nm / 1°~360°	9~60 Nm		410	740
WA-135-2			6.8~135 Nm / 1°~360°	20~135 Nm		434	890
WA-135-3	預設精度 CW:±1.5%	1/2"	6.8~135 Nm / 1°~360°	20~135 Nm	0.1 Nm / 1°	454	1080
WA-200-3			10~200 Nm / 1°~360°	30~200 Nm		565	1300
WA-340-3	CCW:±2.5%	3/4"	17~340 Nm / 1°~360°	50~340 Nm	0.1 Nm / 1°	666	1420
WA-600-4			60~600 Nm / 1°~360°	90~600 Nm		940	3800
WA-800-4			80~800 Nm / 1°~360°	120~800 Nm		1235	4800
WA-1000-4			100~1000 Nm / 1°~360°	150~1000 Nm		1235	4800

※ 1 Nm = 10.2 kgf-cm = 0.738 lbf-ft = 8.851 lbf-in

Digital Torque Adaptor



- LCD 背光顯示
- 順時針及逆時針皆可操作
- 四種扭力單位，可供選擇切換：
Nm、kg.cm、lb.in、lb.ft
- 具有蜂鳴、LED 亮燈功能警示功能
- 省電模式
- 適用於任何傳統式棘輪扳手
- 使用乙類CR2032鋰電池
- LCD backlight display
- Both operator for cw, ccw
- 4 unit change,
N-m, kg-cm, lb-in, lb-ft
- Warning function: beep, LED, shake
- Save power mode
- Suit for any traditional ratchet wrench
- CR2032 battery



- 數位扭力轉接頭，小巧易攜帶。
- 配件：收納用鐵製工具箱x1，出廠校驗報告(符合ISO品質認證規範)x1，說明書(中/英)x1，CR2032鋰電池x1
- Digital torque wrench adaptor use friendly because it's small
- Content : Provide storage steel box x1, Certificate of calibration report (Using ISO specification) x1, Operator's menu(Bilingual) x1

SPECIFICATIONS:

產品編號 Item No.	精度 Accuracy	接桿 Extension Bar (inches)	設定範圍 Setting Range	建議使用範圍 Suggested Range	最小量測單位 Min. Scale Unit	顯示器尺寸 Adaptor Size (mm)	顯示器重量 Adaptor Weight (±50g)
WS-60-2	出廠精度 CW:±1%	3/8"	3~60 Nm	9~60 Nm	0.01 Nm	75x42x39 (LxWxH)	189
WS-135-2			6.8~135 Nm	20~135 Nm			
WS-200-3	預設精度 CW:±1.5% CCW:±2.5%	1/2"	10~200 Nm	30~200 Nm	0.1 Nm		
WS-340-3			17~340 Nm	50~340 Nm			

※ 1 Nm = 10.2 kgf-cm = 0.738 lbf-ft = 8.851 lbf-in

Mini Digital Torque Wrench



- LCD 背光顯示
 - 順時針及逆時針皆可操作
 - 四種扭力單位，可供選擇切換：
Nm(cNm)、kg.cm、lb.in、(lb.ft)
 - 具有蜂鳴、LED 亮燈及振動警示功能
 - 省電模式(2分鐘自動關機)
 - 使用AAA電池*2
- LCD backlight display
 - Both operator for cw, ccw
 - 4 units change:
N-m(cN-m), kg-cm, lb-in, (lb-ft)
 - Warning function: beep, LED, shake
 - Save power mode
 - AAA battery x 2



建議使用配件：套筒
Suggested accessories: Socket

- 較小扭力的扳手，體積小。適用於小空間的工作場所。
- 配件：收納用鐵製工具箱x1，出廠校驗報告(符合ISO品質認證規範)x1，說明書(中/英)x1，AAA電池x2，迷你螺絲起子(更換電池用)x1
- Content：Provide storage steel box x1, Certificate of calibration report (Using ISO specification) x1, Operator's menu(Bilingual) x1, Mini screwdriver(replace the battery) x1

SPECIFICATIONS:

產品編號 Item No.	精度 Accuracy	棘輪方頭 Driver	設定範圍 Setting Range	建議使用範圍 Suggested Range	最小量測單位 Min. Scale Unit	扳手長度 Length (mm)	扳手重量 Weight (±50g)
WM-Q06-1	出廠精度 CW:±2.5%	1/4"	0.3~6 Nm	0.9~6 Nm	0.01 Nm	244	210
WM-Q15-1	預設精度 CW:±3%		0.75~15 Nm	2.25~15 Nm			
WM-Q25-1	CCW:±4%		1.25~25 Nm	3.75~25 Nm			

※ 1 Nm = 10.2 kgf-cm = 0.738 lbf-ft = 8.851 lbf-in



- 棘輪頭可依照工作需求更換成所需款式。
- 配件：收納用鐵製工具箱x1, 出廠校驗報告(符合ISO品質認證規範)x1, 說明書(中/英)x1, AAA電池x2, 迷你螺絲起子(更換電池用)x1, 眉齒式扭力接頭x1
- Ratchet head can changeable
- Content : Provide storage steel box x1, Certificate of calibration report (Using ISO specification) x1, Operator's menu(Bilingual) x1, Mini screwdriver(replace the battery) x1, Ratchet insert tool x1

SPECIFICATIONS:

產品編號 Item No.	精度 Accuracy	棘輪方頭 Driver/Socket	設定範圍 Setting Range	建議使用範圍 Suggested Range	最小量測單位 Min. Scale Unit	扳手長度 Length (mm)	扳手重量 Weight (±50g)
WM-I06-1	出廠精度 CW:±2.5% 預設精度 CW:±3% CCW:±4%	1/4" / 9x12mm	0.6~6 Nm	0.9~6 Nm	0.01 Nm	255	270
WM-I15-1			1.5~15 Nm	2.25~15 Nm			
WM-I25-1			2.5~25 Nm	3.75~25 Nm			

※ 1 Nm = 10.2 kgf-cm = 0.738 lbf-ft = 8.851 lbf-in



加購配件：1/4" Bit起子頭

Extra purchase accessories: 1/4" Screwdriver Bit

- 適用於精密零件及自行車修繕。
- 配件：收納用鐵製工具箱x1, 出廠校驗報告(符合ISO品質認證規範)x1, 說明書(中/英)x1, AAA電池x2, 迷你螺絲起子(更換電池用)x1, PH.0十字起子頭x1
- Suit for accuracy parts and bike.
- Content : Provide storage steel box x1, Certificate of calibration report (Using ISO specification) x1, Operator's menu(Bilingual) x1, Mini screwdriver(replace the battery) x1, Phillips head bit PH.0 x1

SPECIFICATIONS:

產品編號 Item No.	精度 Accuracy	Bit插槽 Bit Sockets (inches)	設定範圍 Setting Range	建議使用範圍 Suggested Range	最小量測單位 Min. Scale Unit	扳手長度 Length (mm)	扳手重量 Weight (±50g)
WM-SD50-1	CW:±3% CCW:±4%	1/4"	5~50 cNm	10~50 cNm	0.1 cNm	234	180
WM-SD200-1			10~200 cNm	30~200 cNm			
WM-SD400-1			20~400 cNm	60~400 cNm			

※ 1 cNm = 0.01 Nm = 0.102 kgf-cm = 0.088 lbf-in

W 數位扭力扳手系列 Digital Torque Wrench



加購配件：1/4" Bit起子頭

Extra purchase accessories: 1/4" Screwdriver Bit

- 較小扭力的扳手，體積小。適用於小空間的工作場所。
- 配件：收納用鐵製工具盒x1，出廠校驗報告(符合ISO品質認證規範)x1，說明書(中/英)x1，AAA電池x2，迷你螺絲起子(更換電池用)x1，套筒用轉接頭(六角轉四角方頭1/4")
- Content : Provide storage steel box x1, Certificate of calibration report (Using ISO specification) x1 Operator's menu(Bilingual) x1, Mini screwdriver(replace the battery) x1, 1/4" Hex Shank Socket Adapter

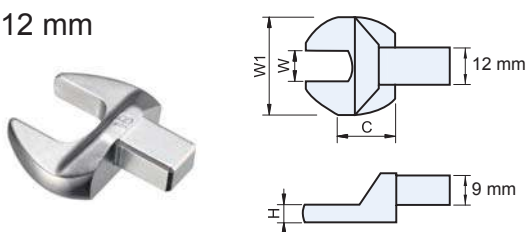
SPECIFICATIONS:

產品編號 Item No.	精度 Accuracy	Bit 插槽 Bit Sockets (inches)	設定範圍 Setting Range	建議使用範圍 Suggested Range	最小量測單位 Min. Scale Unit	扳手長度 Length (mm)	扳手重量 Weight (±50g)
WM-B06-1	出廠精度 CW:±2.5%	1/4"	0.3~6 Nm	0.9~6 Nm	0.01 Nm	244	200
WM-B15-1	預設精度 CW:±3%		0.75~15 Nm	2.25~15 Nm			
WM-B25-1	CCW:±4%		1.25~25 Nm	3.75~25 Nm			

※ 1 Nm = 10.2 kgf-cm = 0.738 lbf-ft = 8.851 lbf-in

W-Y Series 開口扭力接頭 Open-ended Insert tools

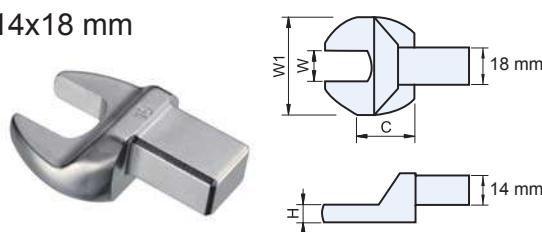
9x12 mm



開口式扭力接頭 9x12 / Open insert 9x12 Unit:mm

產品編號 Item No.	尺寸 / Dimensions				
	W	W1	H	C	重量 Weight(g)
W-Y0107	7	20.7	5.7	17.5	37
W-Y0108	8	22			37
W-Y0109	9	23.5			37.2
W-Y0110	10	24.8			40
W-Y0111	11	26			42
W-Y0112	12	27.5			42.3
W-Y0113	13	28.8			43
W-Y0114	14	31.5	7.7	20	54.4
W-Y0115	15	33.5			55.5
W-Y0116	16	36			58.5
W-Y0117	17	37.7			58.5
W-Y0118	18	39			61
W-Y0119	19	41.6			64.2
W-Y0122	22	46			11

14x18 mm



開口式扭力接頭 14x18 / Open insert 14x18 Unit:mm

產品編號 Item No.	尺寸 / Dimensions				
	W	W1	H	C	重量 Weight(g)
W-Y0213	13	29.7	7	25	114.7
W-Y0214	14	31.1			116.4
W-Y0215	15	33.4			116.2
W-Y0216	16	35.8			129.5
W-Y0217	17	37			136.8
W-Y0218	18	38.6			136.2
W-Y0219	19	40.6			137.5
W-Y0221	21	45.2	11	32.5	160.1
W-Y0222	22	47.3			162.8
W-Y0224	24	50.8			167.8
W-Y0227	27	58.7			229.4
W-Y0230	30	62.7	14	32.5	237
W-Y0232	32	65.2			248.2

共用規格 / Common Specification	
預設值儲存組數 / No. of memory parameters	30
LED警示燈 / LED	2 (1Green + 1Red)
震動警示 / Vibration Warning	YES (到達預設扭力 90%，震動警示啟動) (when torque reaches 90% of the set value, vibration warning will begin)
操作模式 / Operating modes	峰值保持 (K) / 追隨模式 (F) Peak hold (K) / Track (F)
單位選擇 / Torque Units	N-m, lb-ft, lb-in, kg-cm (當扭力值大於 10000 N-m 或 kg-cm, 預設單位轉換成 kg-m) (If torque exceeds 10000 N-m or kg-cm, the units will switch to kg-m)
電池壽命：持續操作 Battery Life (continuous operation)	110 hrs (WS 系列 37 hrs)
電池壽命：待機模式 Battery Life (Standard Mode)	1 year
操作溫度 / Operating temperature	-10°C ~ 60°C
儲存溫度 / Storage temperature	-20°C ~ 70°C
濕度 / Humidity	無凝露可到90% Up to 90% non-condensing
掉落測試 / Drop test	1m
振動測試 / Shaking test	10G
耐用度 / Durability	Over 10000 cycles
環境測試 / Environmental test	PASS
電磁相容測試 / EMC test	PASS

一、本產品之保固期：

1. 保固期限為售出日起算一年整。
2. 本公司係依您購買本產品之相關購買憑證（如：發票）認定保固期，請您務必妥善保存相關購買憑證，以確保您的權益。
3. 保固期內享有乙次免費扭力精準度測試。保固期後如需測試校正，須酌收工本費新台幣壹仟元整。
(如需服務，請致電購買經銷商預約)

二、本產品保固範圍為保固期內，且正常使用本產品，如有下述情形者，則不在本產品保固服務範圍內：

1. 未遵循本產品之規格，使用手冊內容之方式操作或不當使用本產品者。
2. 自行拆裝、修理、添加附件或修改、調整本產品之電路、機械結構者。
3. 自然耗損或屬消耗品之零件、附件及配件。

三、產品在保固期內，本公司雖提供免費維修服務，但如遇下列情況者，本公司得酌收材料與人工費用：

1. 產品之保固資料不完整或不實者。
2. 遭遇不可抗拒之天災、地變與人禍而導致產品損壞者。
3. 使用非本公司製造或銷售之原廠耗材、配件或與型號不符之耗材而導致產品損壞者。
4. 非屬產品保固範圍內之調整、校正、維修，或非本產品本身問題而導致產品損壞者（本公司得酌收檢修工時之費用）。
5. 因您未正常使用本產品而導致產品損壞者。
6. 產品清潔髒汙之清理。

四、於保固期內而屬本產品保固範圍內之維修，若遇有零件停產之情事，本公司得以其他機種之相容性零件代之，或以同等級之機種提供換機服務。

五、當本產品需要送修、校正、調整時，請您與購買經銷商聯絡（請勿自行拆卸任何零件以免造成其他損壞），就近送至購買經銷商。

扭力換算參照表

簡易扭力轉換表		
轉換前	轉換後	乘數
in. oz.	in. lb.	0.0625
in. lb.	in.oz.	16
in. lb.	ft.lb.	0.08333
in. lb.	cmkg	1.1519
in. lb.	mkg	0.011519
in. lb.	Nm	0.113
in. lb.	dNm	1.13

簡易扭力轉換表		
轉換前	轉換後	乘數
dNm	in. lb.	0.885
dNm	Nm	0.10
Nm	dNm	10
Nm	cmkg	10.2
Nm	mkg	0.102
Nm	in. lb.	8.85
Nm	ft. lb.	0.7376

簡易扭力轉換表		
轉換前	轉換後	乘數
ft. lb.	in. lb.	12
ft. lb.	mkg	0.1382
ft. lb.	Nm	1.356

簡易扭力轉換表		
轉換前	轉換後	乘數
cmkg	in. lb.	0.8681
cmkg	Nm	0.09807
mkg	in. lb.	86.81
mkg	ft. lb.	7.236
mkg	Nm	9.807

扭力常用的計量單位:

- in. lbs. = inch pounds = 英寸磅
- in. ozs. = inch ounces = 英寸盎司
- ft. lbs. = foot pounds = 英尺磅
- Nm = Newton meter = 牛頓米
- cNm = Centi Newton meter = 牛頓厘米

扭力單位換算表 / Torque Unit Conversion Table					
單位 / Unit	lbf-in	lbf-ft	kgf-cm	cN-m	N-m
1 lbf - in	1	0.083	1.152	11.3	0.113
1 lbf - ft	12	1	13.83	135.6	1.356
1 kgf - cm	0.868	0.072	1	9.807	0.098
1 cN - m	0.088	0.007	0.102	1	0.01
1 N - m	8.851	0.738	10.2	100	1

扭力選擇參考範例

- 確認螺絲材質對應螺絲等級，如不鏽鋼螺絲，屬於標準品『T』等級。
- 確認螺紋寬度，如寬度 10 mm，則代號為『M10』。
- 確認扭力，如『M10 + T 等級』，則對應扭力為『24.5 Nm』

螺絲適用分級 Screws and applicable T series				
說明 / 等級分類	Standard T series 標準品	0.5 T series 電子產品	1.8 T series 鎢鋼. 鎳鉬鋼	2.4 T series 建築鋼構
Screws (Strength 硬度) 螺絲 (Material 材質)	4.6~6.6 SS 不鏽鋼 SC 碳鋼	— CR (Brass) 紅銅 CB (Copper) 黃銅 AB (Aluminum) 鋁	8.8~12.9 SCr 鎢鋼 SNC 鎳鉬鋼 SCM 鎳鉬鋼	10.9~12.9 SCr 鎢鋼 SNC 鎳鉬鋼 SCM 鎳鉬鋼 SNCM 鎳鉬鉬鋼
Axial stress Standard value kgf/mm ² (N/mm ²) Max.~Min.	25(210) 36~19.0(300~160)	12.5(105) 18.0~9.5(150~80)	45(380) 64~35(540~290)	60(500) 86~46(710~380)
Application	To be applied to ordinary screws. unless otherwise specified.	Male and female screws with copper. aluminum or plastic. for die-cast plastic products.	Durable screw joints made of special steel including those affected by additional dynamic loads.	Durable screw joints made of special steel including those bearing static loads only (Friction clamping)
(Applicable products)	一般螺絲 Ordinary products	電子零件 Electronic products	工具、引擎、機械 Vehicles. Engines	建築零件 Construction products

螺絲扭力對照表

Unit:Nm

Unit:kgf.cm

Nominal Size of Screw	T	0.5T	1.8T	2.4T
M1	0.0195	0.0098	0.035	0.047
(M1.1)	0.027	0.0135	0.049	0.065
M1.2	0.037	0.0185	0.066	0.088
(M1.4)	0.058	0.029	0.104	0.14
M1.6	0.086	0.043	0.156	0.205
(M1.8)	0.128	0.064	0.23	0.305
M2	0.176	0.088	0.315	0.42
(M2.2)	0.23	0.116	0.41	0.55
M2.5	0.36	0.18	0.65	0.86
M3	0.63	0.315	1.14	1.5
(M3.5)	1	0.5	1.8	2.4
M4	1.5	0.76	2.7	3.6
(M4.5)	2.15	1.08	3.9	5.2
M5	3	1.5	5.4	7.2
M6	5.2	2.6	9.2	12.2
(M7)	8.4	4.2	15	20
M8	12.5	6.2	22	29.5
M10	24.5	12.5	44	59
M12	42	21	76	100
M14	68	34	122	166
M16	106	53	190	255
(M18)	146	73	270	350
M20	204	102	370	490
(M22)	282	140	500	670
M24	360	180	650	860
(M27)	520	260	940	1240
M30	700	350	1260	1700
(M33)	960	480	1750	2300
M36	1240	620	2250	3000
(M39)	1600	800	2900	3800
M42	2000	1000	3600	4800
(M45)	2500	1260	4500	6000
M48	2950	1500	5300	7000
(M52)	3800	1900	6800	9200
M56	4800	2400	8600	11600
(M60)	5900	2950	10600	14000
M64	7200	3600	13000	17500
(M68)	8800	4400	16000	21000

Nominal Size of Screw	T	0.5T	1.8T	2.4T
M1	0.199	0.1	0.357	0.479
(M1.1)	0.275	0.138	0.5	0.663
M1.2	0.377	0.189	0.673	0.897
(M1.4)	0.591	0.296	1.06	1.43
M1.6	0.877	0.438	1.59	2.1
(M1.8)	1.31	0.653	2.35	3.11
M2	1.79	0.897	3.21	4.28
(M2.2)	2.35	1.17	4.18	5.61
M2.5	3.67	1.84	6.63	8.77
M3	6.42	3.21	11.6	15.3
(M3.5)	10.2	5.1	18.4	24.5
M4	15.3	7.6	27.5	36.7
(M4.5)	21.9	11	39.8	53
M5	29.4	14.7	53	70.6
M6	53	26.5	93.8	124
(M7)	85.7	42.8	153	204
M8	127	63.2	224	301
M10	250	127	449	602
M12	428	214	775	1020
M14	693	347	1240	1690
M16	1080	540	1940	2600
(M18)	1490	744	2750	3570
M20	2080	1040	3770	5000
(M22)	2880	1430	5100	6830
M24	3670	1840	6630	8770
(M27)	5300	2650	9590	12600
M30	7140	3570	12800	17300
(M33)	9790	4890	17800	23500
M36	12600	6320	22900	30600
(M39)	16300	8160	29600	38700
M42	20400	10200	36700	48900
(M45)	25500	12800	45900	61200
M48	30100	15300	54000	71400
(M52)	38700	19400	69300	93800
M56	48900	24500	87700	118000
(M60)	60200	30100	108000	143000
M64	73400	36700	133000	178000
(M68)	89700	44900	163000	214000

Standard axial stress 210 N/mm2 stress area of bolt(JIS 1082)

Note: This is not converted from standard tightening torque kgf.cm

Note: This is converted from Standard tightening torque N.m

* 對應上頁之螺絲分級表

經濟部標準檢驗局 常用度量衡單位換算表

長 度										
法定度量衡單位			非法定度量衡單位不建議繼續使用 (以往用法或其他國家使用單位)							
毫米 (mm)	公尺或米 (m)	公里或千 米 (km)	市尺	營造尺	舊日尺 (台尺)	吋	呎	碼	哩	國際哩
1	0.001	0.003	0.00313	0.0033	0.03937	0.00328	0.00109
1000	1	0.001	3	3.125	3.3	39.37	3.28084	1.09361	0.00062	0.00054
... ..	1000	1	3000	3125	3300	39370	3280.84	1093.61	0.62137	0.53996
333.333	0.33333	0.00033	1	1.04167	1.1	13.1233	1.09361	0.36454	0.00021	0.00018
320	0.32	0.00032	0.96	1	1.056	12.5984	1.04987	0.34996	0.0002	0.00017
303.030	0.30303	0.00030	0.90909	0.94697	1	11.9303	0.99419	0.33140	0.00019	0.00016
25.4	0.0254	0.00003	0.07620	0.07938	0.08382	1	0.08333	0.02778	0.00002	0.00001
304.801	0.30480	0.00031	0.91440	0.95250	1.00584	12	1	0.33333	0.00019	0.00017
914.402	0.91440	0.00091	2.74321	2.85751	3.01752	36	3	1	0.00057	0.00049
... ..	1609.35	1.60935	4828.04	5029.21	5310.83	63360	5280	1760	1	0.86898
... ..	1852.00	1.85200	5556.01	5787.50	6111.60	72913.2	6076.10	2025.37	1.15077	1

舊制：
 1英碼=0.9143992公尺 1公尺=1.0936143英碼 1英吋=2.539998公分 1海里=6080呎
 1美碼=0.91440183公尺 1公尺=1.0936111美碼 1美吋=2.54000公分

由於單位換算部分無法整除，本表僅供參考

體積 (容量)										
法定度量衡單位		非法定度量衡單位不建議繼續使用 (以往用法或其他國家使用單位)								
毫升或毫升 (ml) (mL)	公升或升 (l) (L)	營造升	日升 (台升)	英液溫司	美液溫司	美液品脫	英加侖	美加侖	英蒲式耳	美蒲式耳
1	0.001	0.00097	0.00055	0.03520	0.03382	0.00211	0.00022	0.00026	0.00003	0.00003
1000	1	0.96575	0.55435	35.1960	38.8148	2.11342	0.21998	0.26418	0.02750	0.02838
1035.47	1.03547	1	0.57402	36.4444	35.0141	2.18838	0.22777	0.27355	0.02960	0.02939
1803.91	1.80391	1.74212	1	63.4904	60.9986	3.81242	0.39682	0.47655	0.04960	0.05119
28.4123	0.02841	0.02744	0.01585	1	0.96075	0.06005	0.00625	0.00751	0.00078	0.00081
29.5729	0.02957	0.02856	0.01639	1.04086	1	0.06250	0.00651	0.00781	0.00081	0.00084
473.167	0.47317	0.45696	0.26230	16.6586	16	1	0.10409	0.1250	0.01301	0.01343
4545.96	4.54596	4.39025	2.52007	160	153.721	9.60752	1	1.20094	0.1250	0.12901
3785.33	3.78533	3.65567	2.09841	133.229	128	8	0.83268	1	0.10419	0.10745
3636.77	36.3677	35.1220	20.1605	1280	1229.76	76.8602	8	9.60753	1	1.02921
35238.3	35.2383	34.0313	19.5344	1240.25	1191.57	74.4733	7.75156	9.30917	0.96895	1

1公升 = 1立方公尺 1英加侖 = 8英品脫 = 160英液溫司 = 32英及耳
 1美加侖 = 8美液品脫 = 128美液溫司 = 32美及耳

由於單位換算部分無法整除，本表僅供參考

質 量 (重量)										
法定度量衡單位			非法定度量衡單位不建議繼續使用 (以往用法或其他國家使用單位)							
公克或克 (g)	公斤或千克 (kg)	公噸 (t)	市斤	營造庫平斤	台兩	日斤 (台斤)	溫司 (盎司)	磅	長噸	短噸
1	0.001	0.002	0.00168	0.02667	0.00167	0.03527	0.00221
1000	1	0.001	2	1.67556	26.6667	1.66667	35.2740	2.20462	0.00098	0.00110
... ..	1000	1	2000	1675.56	26666.7	1666.67	35274.0	2204.62	0.98421	1.10231
500	0.5	0.0005	1	0.83778	13.3333	0.83333	17.6370	1.10231	0.00049	0.00055
596.816	0.59682	0.0006	1.19363	1	15.9151	0.99469	21.0521	1.31575	0.00060	0.00060
37.5	0.0375	0.00004	0.075	0.06283	1	0.0625	1.32277	0.08267	0.00004	0.00004
600	0.6	0.0006	1.2	1.00534	16	1	21.1644	1.32277	0.00059	0.00066
28.3495	0.02835	0.00003	0.0567	0.04692	0.75599	0.04725	1	0.0625	0.00003	0.00003
453.592	0.45359	0.00045	0.90719	0.76002	12.0958	0.75599	16	1	0.00045	0.00050
... ..	1016.05	1.01605	203.209	1702.45	27094.6	1639.41	35840	2240	1	1.12
907185	907.185	0.90719	1814.37	1520.04	24191.6	1511.98	32000	2000	0.89286	1

1英磅=0.45359245公斤 1脫來磅 = 12脫來溫司 = 0.822857磅 1克拉 = 0.2公克
1美磅=0.4535924277公斤 1日貫 = 1000日芻 = 6.25台斤 = 100台兩 1克冷 = 0.0648公克
由於單位換算部分無法整除，本表僅供參考

面 積 (地積)										
法定度量衡單位	非法定度量衡單位		法定度量衡單位	非法定度量衡單位不建議繼續使用 (以往用法或其他國家使用單位)						
平方公尺 (m ²)	公畝	公頃	平方公里 (km ²)	市畝	營造畝	日坪	日畝	台灣甲	英畝	美畝
1	0.01	0.0001	0.0015	0.001628	0.30250	0.01008	0.000103	0.00025	0.00025
100	1	0.01	0.0001	0.15	0.16276	30.25	1.00833	0.01031	0.02471	0.02471
10000	100	1	0.01	15	16.276	3025.0	100.833	1.03102	2.47106	2.47104
... ..	10000	100	1	1500	1627.6	302500	10083.3	10.3102	247.106	247.104
666.666	6.66667	0.06667	0.000667	1	108507	201.667	6.72222	0.06874	0.16441	0.16474
614.40	6.1440	0.06144	0.000614	0.9216	1	185.856	6.19520	0.06238	0.15203	0.15182
3.30579	0.03306	0.00033	0.00496	0.00538	1	0.03333	0.00034	0.00082	0.00082
99.1736	0.99174	0.00992	0.00009	0.14876	0.16142	30	1	0.01023	0.02451	0.02451
9699.17	96.9917	0.96992	0.00970	14.5488	15.7866	2934	97.80	1	2.39672	2.39647
4046.85	40.4685	0.40469	0.00405	6.00029	6.58666	1224.17	40.8057	0.41724	1	0.99999
4046.87	4.04687	0.40469	0.00405	6.07031	6.58671	1224.18	40.806	0.41724	1.000005	1

1平方哩 = 2.58999 平方公里 = 640美(英)畝 1台灣甲 = 2934日坪
1日町 = 10 段 = 100日畝 = 3000日坪
由於單位換算部分無法整除，本表僅供參考

螺絲規格定義與認識

常見螺絲規格與標示：

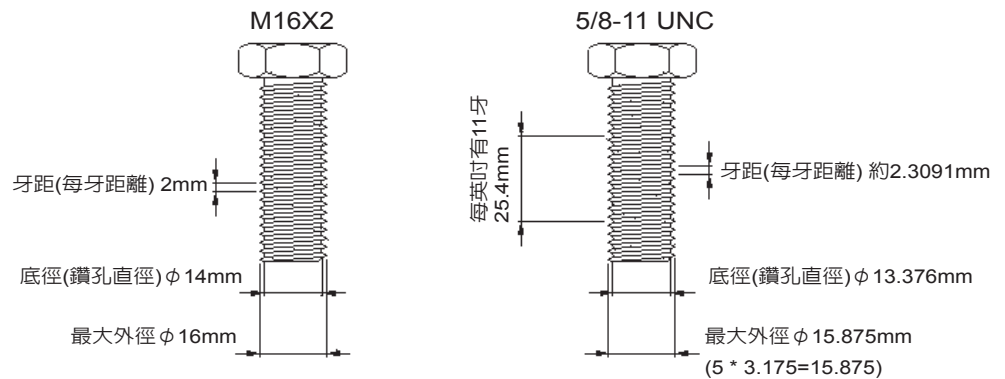
A: 國際標準螺紋 ISO screw thread (又稱公制牙)

公制系統以其外徑與牙距表示之，且有粗細牙之分。如 $M5 \times 0.8$ 即表示公制螺紋，外徑 $5mm$ ，牙距 $0.8mm$ 。粗牙可不表示出來，如上例以 $M5$ 表示即可 (ISO261)。中國國家標準採用 ISO 公制系統 (CNS497、498)。另外，公制粗螺紋一般為了方便表示螺絲長度規格，通常除了將牙距省略外，會於公制螺紋後加上長度，例如： $M5 \times 20(L)$ ，表示為公制 $M5$ 螺絲，螺絲總長度 $20mm$ 。

B: 統一標準螺紋 The unified screw thread (或稱英制螺紋，為美國、加拿大、英國等通用)

其系統之表示方法與 ISO 相類似，亦以其外徑為其規格，並以每英吋 (相當於 $25.4mm$) 螺絲長度內，所包含的螺牙數目為牙距標準。例如 $3/8$ 英吋的螺絲，其標示為 $3/8-16UNC$ ，代表最大外徑為 $3/8$ 英吋的螺絲，即三分牙，一分為 $3.175mm$ ，螺絲長度在每 1 英吋內有 16 牙的英制粗牙規格螺絲。另外，英制螺紋亦有細牙規格，如 $3/8-24UNF$ ，代表最大外徑為 $3/8$ 英吋的螺絲，螺絲長度在每 1 英吋內有 24 牙的英制細牙規格螺絲。

下列為公制 M16 螺絲與英制 5/8 UNC 螺絲之相關尺寸比較：



攻牙前鑽孔尺寸 = 螺紋底徑

公制牙鑽孔尺寸通常為螺絲外徑-牙距(簡易算法)

例如： $M3 \times 0.5$ (外徑 = $3mm$ ，牙距 = $0.5mm$)

鑽孔尺寸 = $3mm - 0.5 = 2.5mm$

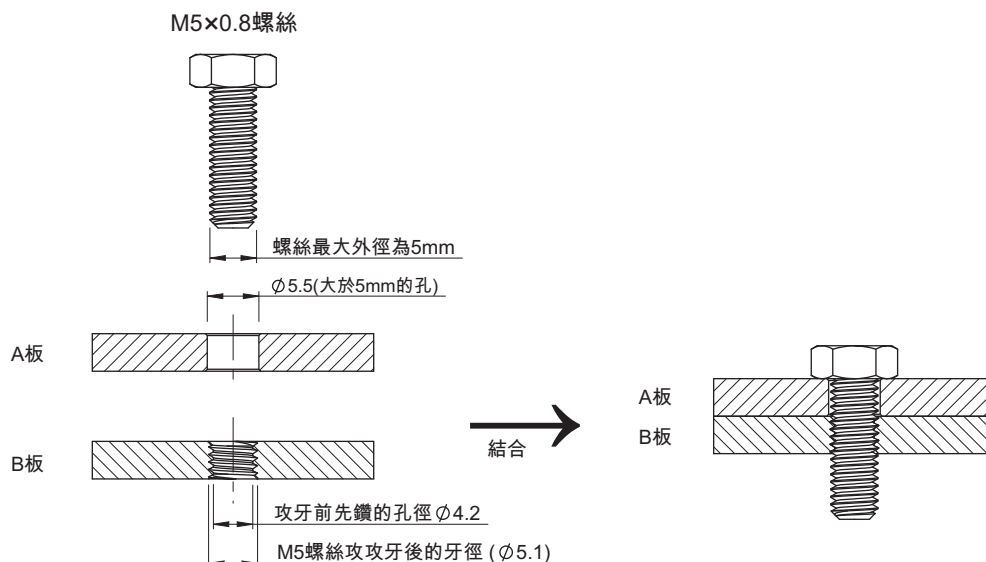
$M5 \times 0.8$

鑽孔尺寸 = $5mm - 0.8 = 4.2mm$

英制牙鑽孔尺寸也是用螺絲外徑-牙距(但通常先換算為公制尺寸較為方便鑽孔)

$3/8-16UNC$ (外徑 $3/8'' = 9.525mm$ ；牙距 = $25.4/每英吋16牙 = 1.5875$)

鑽孔尺寸 = $9.525mm - 1.5875mm = 7.9375mm$ ，一般為求簡便，可以選擇直徑 $7.9mm$ 或 $8.0mm$ 的鑽頭

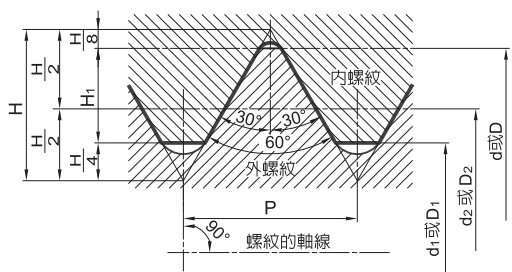


米厘牙規格

SIZE	P (T)	外徑 (D)		軋造徑 (d)		牙山 膨脹數
		最大	最小	最大	最小	
規格	牙數					
M2	0.4	1.980	1.890	1.70	1.67	0.250
2.3	0.4	2.280	2.190	2.00	1.97	0.250
2.6	0.45	2.580	2.480	2.26	2.23	0.281
3	0.5	2.980	2.870	2.63	2.60	0.313
3.5	0.6	3.470	3.360	3.06	3.03	0.375
4	0.7	3.978	3.838	3.49	3.45	0.438
4.5	0.75	4.478	4.338	3.95	3.91	0.468
5	0.8	4.976	4.826	4.43	4.38	0.500
6	1.0	5.970	5.820	5.30	5.25	0.625
7	1.0	6.970	6.820	6.30	6.25	0.625
8	1.25	7.960	7.790	7.12	7.07	0.782
9	1.25	8.960	8.790	8.12	8.07	0.782
10	1.5	9.960	9.770	8.97	8.91	0.940
11	1.5	10.968	10.732	9.97	9.91	0.940
12	1.75	11.950	11.760	10.79	10.73	1.094
14	2.0	13.950	13.740	12.63	12.56	1.264
16	2.0	15.950	15.740	14.63	14.56	1.264
18	2.5	17.950	17.710	16.31	16.23	1.560
20	2.5	19.950	19.710	18.31	18.23	1.560
22	2.5	21.950	21.710	20.31	20.23	1.560
24	3.0	23.940	23.680	21.98	21.90	1.870
27	3.0	26.940	26.680	24.98	24.89	1.870
30	3.5	29.940	29.660	27.66	27.56	2.190
33	3.5	32.940	32.660	30.65	30.56	2.190
36	4.0	35.930	35.630	33.33	33.23	2.500

【技術資料】公制的細螺牙

摘錄自 JIS B 0207(1999)



$$H = 0.866025P \quad D = d$$

$$H_1 = 0.541266P \quad D_2 = d_2$$

$$D_1 = d_1$$

$$d_2 = d - 0.649519P$$

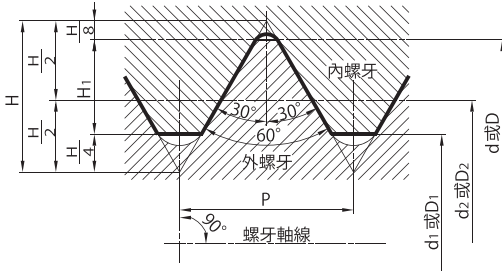
$$d_1 = d - 1.082532P$$

單位：mm

螺紋的稱呼	螺距 P	接合高度 H ₁	內螺紋		
			外徑 D	有效徑 D ₂	谷徑 D ₁
			外徑 d	有效徑 d ₂	谷徑 d ₁
M 1 × 0.2	0.2	0.108	1.000	0.870	0.783
M 1.1 × 0.2	0.2	0.108	1.100	0.970	0.883
M 1.2 × 0.2	0.2	0.108	1.200	1.070	0.983
M 1.4 × 0.2	0.2	0.108	1.400	1.270	1.183
M 1.6 × 0.2	0.2	0.108	1.600	1.470	1.383
M 1.8 × 0.2	0.2	0.108	1.800	1.670	1.583
M 2 × 0.25	0.25	0.135	2.000	1.838	1.729
M 2.2 × 0.25	0.25	0.135	2.200	2.038	1.929
M 2.5 × 0.35	0.35	0.189	2.500	2.273	2.121
M 3 × 0.35	0.35	0.189	3.000	2.773	2.621
M 3.5 × 0.35	0.35	0.189	3.500	3.273	3.121
M 4 × 0.5	0.5	0.271	4.000	3.675	3.459
M 4.5 × 0.5	0.5	0.271	4.500	4.175	3.959
M 5 × 0.5	0.5	0.271	5.000	4.675	4.459
M 5.5 × 0.5	0.5	0.271	5.500	5.175	4.959
M 6 × 0.75	0.75	0.406	6.000	5.513	5.188
M 7 × 0.75	0.75	0.406	7.000	6.513	6.188
M 8 × 1	1	0.541	8.000	7.350	6.917
M 8 × 0.75	0.75	0.406	8.000	7.513	7.188
M 9 × 1	1	0.541	9.000	8.350	7.917
M 9 × 0.75	0.75	0.406	9.000	8.513	8.188
M 10 × 1.25	1.25	0.677	10.000	9.188	8.647
M 10 × 1	1	0.541	10.000	9.350	8.917
M 10 × 0.75	0.75	0.406	10.000	9.513	9.188
M 11 × 1	1	0.541	11.000	10.350	9.917
M 11 × 0.75	0.75	0.406	11.000	10.513	10.188
M 12 × 1.5	1.5	0.812	12.000	11.026	10.376
M 12 × 1.25	1.25	0.677	12.000	11.188	10.647
M 12 × 1	1	0.541	12.000	11.350	10.917
M 14 × 1.5	1.5	0.812	14.000	13.026	12.376
M 14 × 1.25	1.25	0.677	14.000	13.188	12.647
M 14 × 1	1	0.541	14.000	13.350	12.917
M 15 × 1.5	1.5	0.812	15.000	14.026	13.376
M 15 × 1	1	0.541	15.000	14.350	13.917
M 16 × 1.5	1.5	0.812	16.000	15.026	14.376
M 16 × 1	1	0.541	16.000	15.350	14.917
M 17 × 1.5	1.5	0.812	17.000	16.026	15.376
M 17 × 1	1	0.541	17.000	16.350	15.917
M 18 × 2	2	1.083	18.000	16.701	15.835
M 18 × 1.5	1.5	0.812	18.000	17.026	16.376
M 18 × 1	1	0.541	18.000	17.350	16.917
M 20 × 2	2	1.083	20.000	18.701	17.835
M 20 × 1.5	1.5	0.812	20.000	19.026	18.376
M 20 × 1	1	0.541	20.000	19.350	18.917
M 22 × 2	2	1.083	22.000	20.701	19.835
M 22 × 1.5	1.5	0.812	22.000	21.026	20.376
M 22 × 1	1	0.541	22.000	21.350	20.917
M 24 × 2	2	1.083	24.000	22.701	21.835
M 24 × 1.5	1.5	0.812	24.000	23.026	22.376
M 24 × 1	1	0.541	24.000	23.350	22.917

螺紋的稱呼	螺距 P	接合高度 H ₁	內螺紋		
			外徑 D	有效徑 D ₂	谷徑 D ₁
			外徑 d	有效徑 d ₂	谷徑 d ₁
M 25 × 2	2	1.083	25.000	23.701	22.835
M 25 × 1.5	1.5	0.812	25.000	24.026	23.376
M 25 × 1	1	0.541	25.000	24.350	23.917
M 26 × 1.5	1.5	0.812	26.000	25.026	24.376
M 27 × 2	2	1.083	27.000	25.701	24.835
M 27 × 1.5	1.5	0.812	27.000	26.026	25.376
M 27 × 1	1	0.541	27.000	26.350	25.917
M 28 × 2	2	1.083	28.000	26.701	25.835
M 28 × 1.5	1.5	0.812	28.000	27.026	26.376
M 28 × 1	1	0.541	28.000	27.350	26.917
M 30 × 3	3	1.624	30.000	28.051	26.752
M 30 × 2	2	1.083	30.000	28.701	27.835
M 30 × 1.5	1.5	0.812	30.000	29.026	28.376
M 30 × 1	1	0.541	30.000	29.350	28.917
M 32 × 2	2	1.083	32.000	30.701	29.835
M 32 × 1.5	1.5	0.812	32.000	31.026	30.376
M 33 × 3	3	1.624	33.000	31.051	29.752
M 33 × 2	2	1.083	33.000	31.701	30.835
M 33 × 1.5	1.5	0.812	33.000	32.026	31.376
M 35 × 1.5	1.5	0.812	35.000	34.026	33.376
M 36 × 3	3	1.624	36.000	34.051	32.752
M 36 × 2	2	1.083	36.000	34.701	33.835
M 36 × 1.5	1.5	0.812	36.000	35.026	34.376
M 38 × 1.5	1.5	0.812	38.000	37.026	36.376
M 39 × 3	3	1.624	39.000	37.051	35.752
M 39 × 2	2	1.083	39.000	37.701	36.835
M 39 × 1.5	1.5	0.812	39.000	38.026	37.376
M 40 × 3	3	1.624	40.000	38.051	36.752
M 40 × 2	2	1.083	40.000	38.701	37.835
M 40 × 1.5	1.5	0.812	40.000	39.026	38.376
M 42 × 4	4	2.165	42.000	39.402	37.670
M 42 × 3	3	1.624	42.000	40.051	38.752
M 42 × 2	2	1.083	42.000	40.701	39.835
M 42 × 1.5	1.5	0.812	42.000	41.026	40.376
M 45 × 4	4	2.165	45.000	42.402	40.670
M 45 × 3	3	1.624	45.000	43.051	41.752
M 45 × 2	2	1.083	45.000	43.701	42.835
M 45 × 1.5	1.5	0.812	45.000	44.026	43.376
M 48 × 4	4	2.165	48.000	45.402	43.670
M 48 × 3	3	1.624	48.000	46.051	44.752
M 48 × 2	2	1.083	48.000	46.701	45.835
M 48 × 1.5	1.5	0.812	48.000	47.026	46.376
M 50 × 3	3	1.624	50.000	48.051	46.752
M 50 × 2	2	1.083	50.000	48.701	47.835
M 50 × 1.5	1.5	0.812	50.000	49.026	48.376
M 52 × 4	4	2.165	52.000	49.402	47.670
M 52 × 3	3	1.624	52.000	50.051	48.752
M 52 × 2	2	1.083	52.000	50.701	49.835
M 52 × 1.5	1.5	0.812	52.000	51.026	50.376
M 55 × 4	4	2.165	55.000	52.402	50.670
M 55 × 3	3	1.624	55.000	53.051	51.752
M 55 × 2	2	1.083	55.000	53.701	52.835
M 55 × 1.5	1.5	0.812	55.000	54.026	53.376

〔技術資料〕 公制粗螺牙 摘錄自JIS B 0205(2001)



$$H = 0.866025P$$

$$H_1 = 0.541266P$$

$$D = d$$

$$D_2 = d_2$$

$$D_1 = d_1$$

$$d_2 = d - 0.649519P$$

$$d_1 = d - 1.082532P$$

單位：mm

螺牙No. (1)*			螺距 P	旋合高度 H ₁	內螺牙		
1欄	2欄	3欄			谷徑D	有效徑D ₂	內徑D ₁
			外徑d	有效徑d ₂	谷徑d ₁		
M 1			0.25	0.135	1.000	0.838	0.729
	M 1.1		0.25	0.135	1.100	0.938	0.829
M 1.2			0.25	0.135	1.200	1.038	0.929
	M 1.4		0.3	0.162	1.400	1.205	1.075
M 1.6			0.35	0.189	1.600	1.373	1.221
	M 1.8		0.35	0.189	1.800	1.573	1.421
M 2			0.4	0.217	2.000	1.740	1.567
	M 2.2		0.45	0.244	2.200	1.908	1.713
M 2.5			0.45	0.244	2.500	2.208	2.013
M 3			0.5	0.271	3.000	2.675	2.459
	M 3.5		0.6	0.325	3.500	3.110	2.850
M 4			0.7	0.379	4.000	3.545	3.242
	M 4.5		0.75	0.406	4.500	4.013	3.688
M 5			0.8	0.433	5.000	4.480	4.134
M 6			1	0.541	6.000	5.350	4.917
		M 7	1	0.541	7.000	6.350	5.917
M 8			1.25	0.677	8.000	7.188	6.647
		M 9	1.25	0.677	9.000	8.188	7.647
M10			1.5	0.812	10.000	9.026	8.376
		M11	1.5	0.812	11.000	10.026	9.376
M12			1.75	0.947	12.000	10.863	10.106
	M14		2	1.083	14.000	12.701	11.835
M16			2	1.083	16.000	14.701	13.835
	M18		2.5	1.353	18.000	16.376	15.294
M20			2.5	1.353	20.000	18.376	17.294
	M22		2.5	1.353	22.000	20.376	19.294
M24			3	1.624	24.000	22.051	20.752
	M27		3	1.624	27.000	25.051	23.752
M30			3.5	1.894	30.000	27.727	26.211
	M33		3.5	1.894	33.000	30.727	29.211
M36			4	2.165	36.000	33.402	31.670
	M39		4	2.165	39.000	36.402	34.670
M42			4.5	2.436	42.000	39.077	37.129
	M45		4.5	2.436	45.000	42.077	40.129
M48			5	2.706	48.000	44.752	42.587
	M52		5	2.706	52.000	48.752	46.587
M56			5.5	2.977	56.000	52.428	50.046
	M60		5.5	2.977	60.000	56.428	54.046
M64			6	3.248	64.000	60.103	57.505
	M68		6	3.248	68.000	64.103	61.505

*第1欄為優先，依情況依序選擇2，3欄。



Asmith Industrial Hardware
www.asmith.com.tw

金石門企業股份有限公司
ASMITH MANUFACTURING COMPANY

台灣總公司
TEL : +886-4-23594037 FAX : +886-4-23596097
E-mail : asmith@ms38.hinet.net
407台中市台中工業區39路48號
No. 48, 39th Rd., Taichung Industrial Zone, Taiwan, 407



RoHS