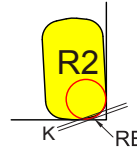
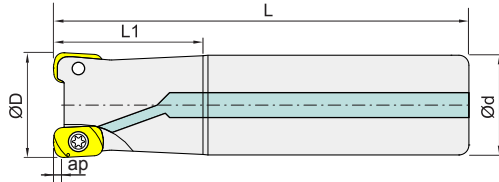


編製CAM程序時，請將ATN設為圓弧頭銑刀，此時的近似刀尖圓弧半徑RE值及切削殘留量
When using the ATN, please program the approximate radius as indicated.
The approximate uncut portions for the program are as follows.

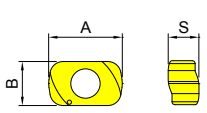
刀片大小 Item size	近似RE(mm) Approx. RE	殘留量K(mm) Remains
ENMU06	2.0	0.2



內徑車刀
外徑車刀
牙刀 & 開槽刀
銑刀
孔加工
配件

Item code	Dimensions, mm						Teeth	Insert	Spare parts	Weight Kg
	無水孔 Non-coolant	水孔 Coolant	D	d	L	L1				
NEW ATN06-162-S16-150T			16	16	150	30	1.0	ENMU06...	①	0.24
NEW ATN06-162-S16-200T			16		200					0.32
NEW ATN06-172-S16-150T			17		150					0.24
NEW ATN06-172-S16-200T	ATN06-172-A16-200T		17		200					0.31
NEW ATN06-203-S20-150T	ATN06-203-A20-150T		20	20	150	35	3			0.37
NEW ATN06-203-S20-200T			20		200					0.49
NEW ATN06-213-S20-150T			21		150	30	4			0.37
NEW ATN06-213-S20-200T	ATN06-213-A20-200T		21		200					0.49
NEW ATN06-254-S25-150T			25	25	150	35	4			0.58
NEW ATN06-254-S25-200T			25		200					0.77
NEW ATN06-264-S25-150T			26		150					0.58
NEW ATN06-264-S25-200T			26		200					0.77
	ATN06-264-A25-250T		26		250					0.95

被切削材 Workpiece material	Steel 鋼	P	●	●	
	Stainless steel 不銹鋼	M		●	
	Cast iron 鑄鐵	K	●	●	
	Non-ferrous metal 非鐵金屬	N			●
	Hardened steel 高硬度材	H	●		

Insert Shape	Description	GRADE 材質			Dimensions, mm			
		Coated 塗層			A	B	S	Re
		JP4120	MW915	MW913				
	ENMU0603ER-B	●			10	6	4.2	--
	ENMU0603ER-C	●						
	ENMU060318ER-B		●	●				

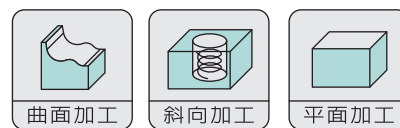


FIG-1

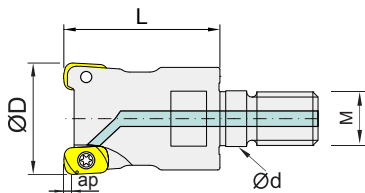
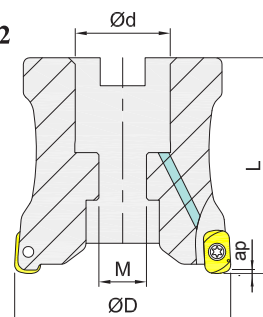


FIG-2



內徑車刀
BORING BARS

外徑車刀
TOOLHOLDERS

牙刀 & 開槽刀
THREADING & GROOVING

銑刀
MILLING

孔加工
BORING TOOLS COMPONENTS

配件
SPARE PARTS

FIG-1 Item code		Dimensions,mm						Teeth	Insert	Spare parts	Weight Kg
無水孔Non-coolant	水孔Coolant	D	d	L	M	ap					
NEW ATN06-162-MD14	ATN06-162-AMD14	16	8.5	25	M8	1.0	2	ENMU06...	①	0.05	
NEW ATN06-172-MD14	ATN06-172-AMD14	17					2			0.05	
NEW ATN06-203-MD18	ATN06-203-AMD18	20	10.5	30	M10		3			0.07	
NEW ATN06-213-MD18	ATN06-213-AMD18	21					3			0.07	
NEW ATN06-254-MD23	ATN06-254-AMD23	25	12.5	35	M12		4			0.12	
NEW ATN06-264-MD23	ATN06-264-AMD23	26					4			0.12	
	ATN06-325-AMD29	32	17	40	M16		5			0.26	
NEW	ATN06-355-AMD29	35					5			0.26	
	ATN06-426-AMD29	42					6			0.29	

Metric

FIG-2 Item code		Dimensions,mm						Teeth	Insert	Spare parts	Weight Kg
無水孔Non-coolant	水孔Coolant	D	d	L	M	ap					
NEW ATN06-04006-16.0T	ATN06-04006-A16.0T	40	16.0	40	8.5	1.0	6	ENMU06...	①	0.24	
ATN06-05007-22.0T		50	22.0	50	11	1.0	7			0.57	

Insert	Spare parts	Screw 	Wrench 
ENMU06...	①	MS2506E	ETF08